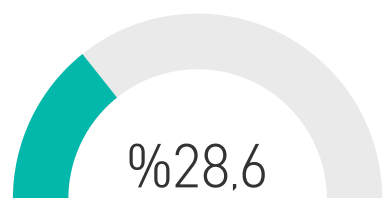




BINANCE REPORT 2018 AUGUST

TOTAL PROFIT
-%127

Success Rate



35

of Given Signals

Completed Trades

35

of Signals

-%127

Total Profit

Win Trades

10

of Trades

%96

Win Profit

Loss Trades

25

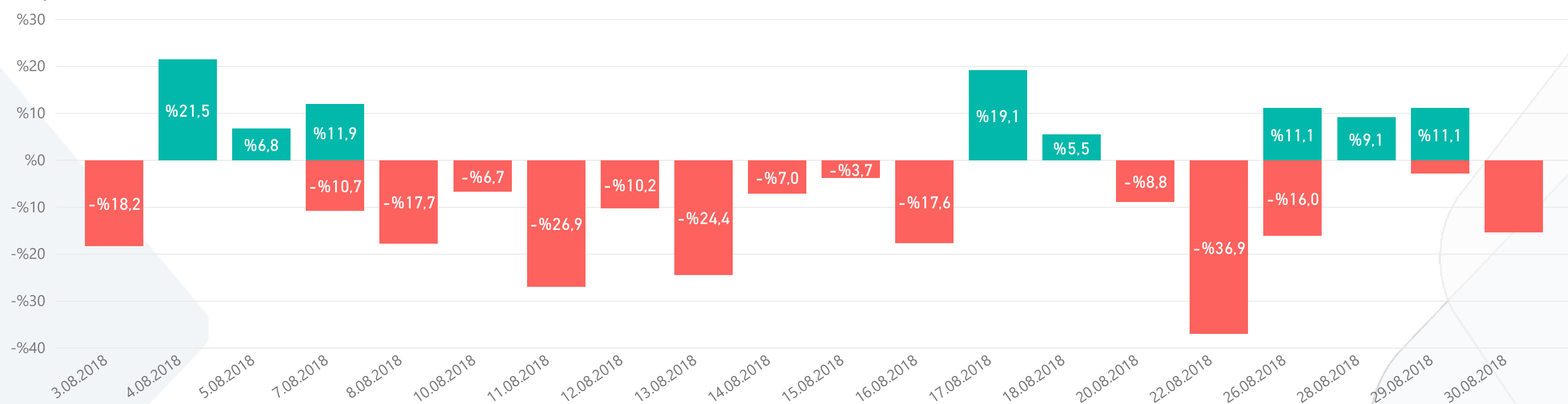
of Trades

-%223

Loss Rate

WIN & LOSS CHART

Win/Loss ● Loss ● Win



TOP WIN & LOSS TRADES

Signal Date	Pair	Final Profit	Tot. Dur. (days)	Final Target
6.08.2018	CND/BTC	%11,9	2	T1
2.08.2018	DOCK/BTC	%11,1	3	T1
28.08.2018	EOS/BTC	%11,1	2	T1
21.08.2018	KEY/BTC	%11,1	6	T1
17.08.2018	IOTA/BTC	%10,5	1	T1

Signal Date	Pair	Trade Loss	Tot. Dur. (days)
14.08.2018	RADS/BTC	-%17,6	3
7.08.2018	STRAT/BTC	-%16,8	5
25.08.2018	TNB/BTC	-%16,0	2
18.08.2018	SALT/BTC	-%13,3	5
12.08.2018	WAN/BTC	-%11,4	2

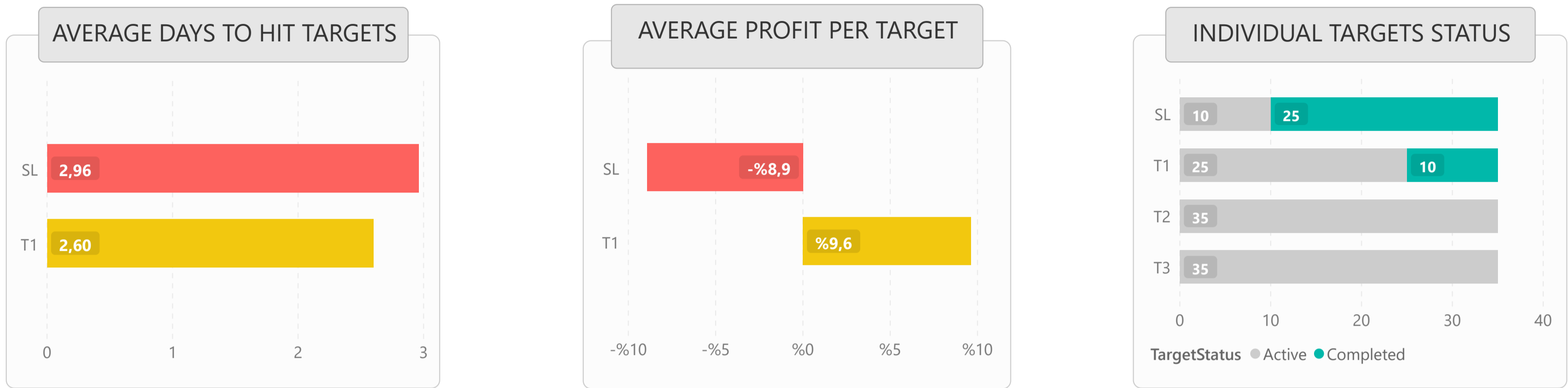


LIST OF ALL TRADES

Signal Date	T-Pair	Buy Rate	Target 1	Target 2	Target 3	Stop Loss	Final Profit/Loss	Tot. Dur. (days)
1.08.2018	LOOM/BTC	0.00002200	0.00002400	0.00002500	0.00002700	0.00002000	-%9,1	3
2.08.2018	DOCK/BTC	0.00000450	0.00000500	0.00000560	0.00000590	0.00000410	%11,1	3
2.08.2018	NXS/BTC	0.00015700	0.00017500	0.00018900	0.00021300	0.00014900	-%5,1	2
2.08.2018	SNT/BTC	0.00000750	0.00000870	0.00001000	0.00001200	0.00000720	-%4,0	2
3.08.2018	KEY/BTC	0.00000125	0.00000138	0.00000150	0.00000160	0.00000020	%10,4	2
3.08.2018	MFT/BTC	0.00000148	0.00000158	0.00000161		0.00000139	%6,8	3
4.08.2018	EOS/USDT	7.2	9.5	10.4		6.5	-%9,7	5
5.08.2018	BCPT/BTC	0.00002010	0.00002200	0.00002300	0.00002500	0.00001850	-%8,0	4
6.08.2018	CND/BTC	0.00000335	0.00000375	0.00000400	0.00000450	0.00000312	%11,9	2
7.08.2018	RPX/BTC	0.00000375	0.00000400	0.00000600	0.00001000	0.00000335	-%10,7	1
7.08.2018	STRAT/BTC	0.00028850	0.00032000	0.00042000	0.00048000	0.00024000	-%16,8	5
10.08.2018	CND/BTC	0.00000300	0.00000330	0.00000360	0.00000400	0.00000280	-%6,7	1
10.08.2018	POE/BTC	0.00000189	0.00000220	0.00000240	0.00000270	0.00000170	-%10,1	2
11.08.2018	MFT/BTC	0.00000098	0.00000115	0.00000125	0.00000150	0.00000088	-%10,2	2
12.08.2018	POWR/BTC	0.00003080	0.00003300	0.00003400	0.00004000	0.00002900	-%5,8	2
12.08.2018	STORM/BTC	0.00000140	0.00000160	0.00000180	0.00000200	0.00000130	-%7,1	2
12.08.2018	WAN/BTC	0.00014670	0.00016800	0.00017900	0.00019000	0.00013000	-%11,4	2
14.08.2018	IOST/BTC	0.00000178	0.00000200	0.00000230	0.00000260	0.00000165	-%7,0	1
14.08.2018	RADS/BTC	0.00025500	0.00028000	0.00031500	0.00033800	0.00021000	-%17,6	3
15.08.2018	NCASH/BTC	0.00000080	0.00000100	0.00000125	0.00000150	0.00000077	-%3,7	1
17.08.2018	ADX/BTC	0.00002900	0.00003150	0.00005100	0.00009200	0.00002200	%8,6	1
17.08.2018	IOTA/BTC	0.00007600	0.00008400	0.00011500	0.00018500	0.00006500	%10,5	1
18.08.2018	ICN/BTC	0.00007300	0.00007700	0.00008300	0.00008900	0.00007000	%5,5	1
18.08.2018	LEND/BTC	0.00000226	0.00000250	0.00000280	0.00000310	0.00000206	-%8,8	3
18.08.2018	SALT/BTC	0.00007500	0.00008000	0.00008600	0.00009500	0.00006500	-%13,3	5
18.08.2018	XLM/BTC	0.00003500	0.00003900	0.00004900	0.00005600	0.00003250	-%7,1	5
19.08.2018	CHAT/BTC	0.00000225	0.00000255	0.00000400	0.00000600	0.00000200	-%11,1	4
20.08.2018	ADX/BTC	0.00002800	0.00003000	0.00003200	0.00003500	0.00002650	-%5,4	3
21.08.2018	KEY/BTC	0.00000090	0.00000100	0.00000130	0.00000160	0.00000080	%11,1	6
23.08.2018	MCO/BTC	0.00066000	0.00073000			0.00062000	-%6,1	8
24.08.2018	ZRX/BTC	0.00011000	0.00012000	0.00015000	0.00018000	0.00009700	%9,1	5
25.08.2018	TNB/BTC	0.00000203	0.00000225	0.00000240	0.00000300	0.00000170	-%16,0	2
27.08.2018	BRD/BTC	0.00005350	0.00006000	0.00006400	0.00006700	0.00005200	-%2,8	3
28.08.2018	EOS/BTC	0.00076500	0.00085000	0.00108000	0.00139000	0.00067000	%11,1	2
28.08.2018	RCN/BTC	0.00000325	0.00000350	0.00000380	0.00000450	0.00000295	-%9,2	3



1) DETAILED STATS OF TARGETS (T1, T2, T3 etc.)



2) TARGET DURATION vs PROFIT/LOSS SCATTER CHART

