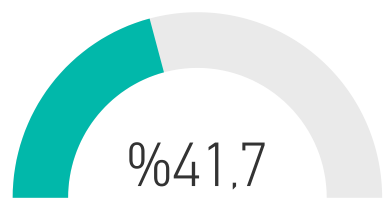




BINANCE REPORT 2019 DECEMBER

TOTAL PROFIT
%21

Success Rate



12

of Given Signals

Completed Trades

12

of Signals

%21

Total Profit

Win Trades

5

of Trades

%48

Win Profit

Loss Trades

7

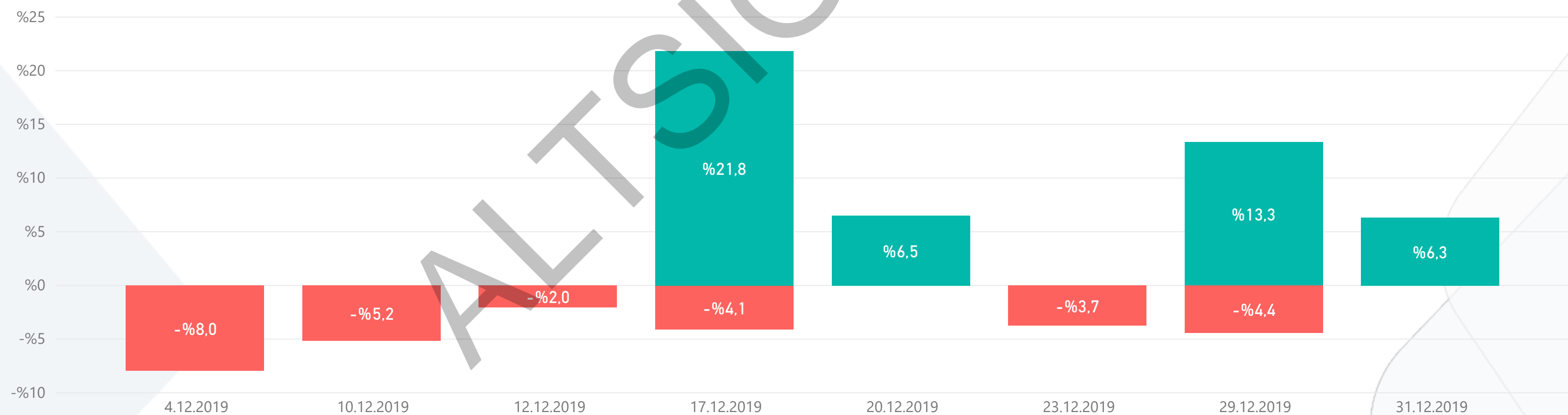
of Trades

-%27

Loss Rate

WIN & LOSS CHART

Win/Loss ● Loss ● Win



TOP WIN & LOSS TRADES

Signal Date	Pair	Final Profit	Tot. Dur. (days)	Final Target
12.12.2019	WAN/BTC	%15,2	6	T2
24.12.2019	BAT/BTC	%13,3	6	T2
16.12.2019	WABI/BTC	%6,6	2	T1
20.12.2019	LOOM/BTC	%6,5	1	T1
29.12.2019	XTZ/BTC	%6,3	3	T1

Signal Date	Pair	Trade Loss	Tot. Dur. (days)
9.12.2019	BAT/BTC	-%5,2	2
3.12.2019	BAT/BTC	-%4,9	2
29.12.2019	VITE/BTC	-%4,4	1
16.12.2019	HC/BTC	-%4,1	2
21.12.2019	AST/BTC	-%3,7	3

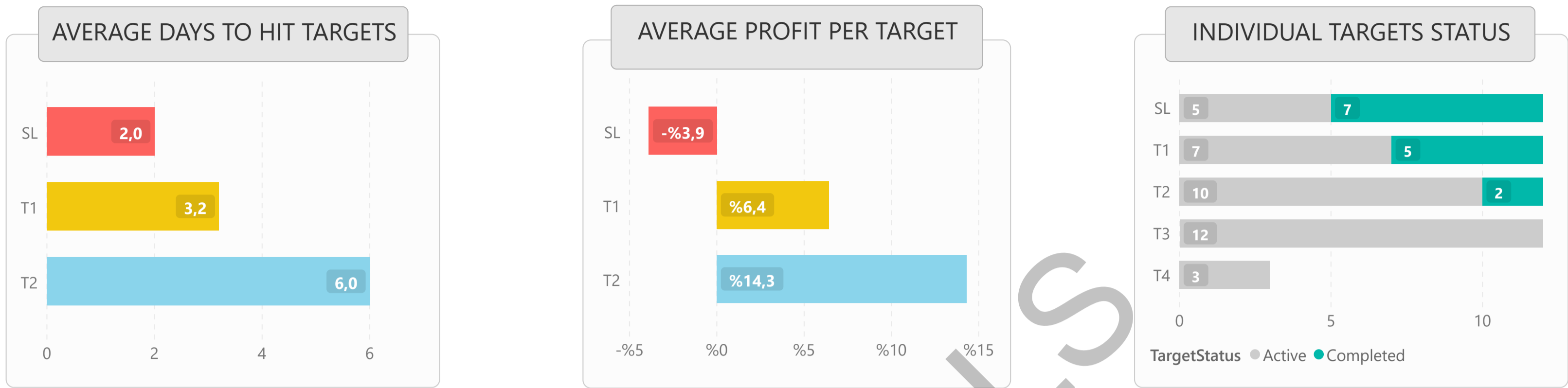


LIST OF ALL TRADES

Signal Date	T-Pair	Buy Rate	Target 1	Target 2	Target 3	Stop Loss	Final Profit/Loss	Tot. Dur. (days)
3.12.2019	BAT/BTC	0.00002670	0.00002781	0.00002955	0.00003185	0.00002538	-%4,9	2
3.12.2019	LINK/BTC	0.00029000	0.00030500	0.00032300	0.00034000	0.00028125	-%3,0	2
9.12.2019	BAT/BTC	0.00002555	0.00002735	0.00002985	0.00003255	0.00002423	-%5,2	2
11.12.2019	XLM/BTC	0.00000739	0.00000790	0.00000835	0.00000899	0.00000724	-%2,0	2
12.12.2019	WAN/BTC	0.00002460	0.00002625	0.00002835	0.00003110	0.00002312	%15,2	6
16.12.2019	HC/BTC	0.00001637	0.00001745	0.00001878	0.00002035	0.00001570	-%4,1	2
16.12.2019	WABI/BTC	0.00002200	0.00002345	0.00002540	0.00002755	0.00002095	%6,6	2
20.12.2019	LOOM/BTC	0.00000246	0.00000262	0.00000272	0.00000290	0.00000231	%6,5	1
21.12.2019	AST/BTC	0.00000269	0.00000283	0.00000301	0.00000316	0.00000259	-%3,7	3
24.12.2019	BAT/BTC	0.00002285	0.00002422	0.00002590	0.00002780	0.00002195	%13,3	6
29.12.2019	VITE/BTC	0.00000158	0.00000168	0.00000192	0.00000194	0.00000151	-%4,4	1
29.12.2019	XTZ/BTC	0.00000158	0.00000168	0.00000192	0.00000194	0.00000151	%6,3	3



1) DETAILED STATS OF TARGETS (T1, T2, T3 etc.)



2) TARGET DURATION vs PROFIT/LOSS SCATTER CHART

