




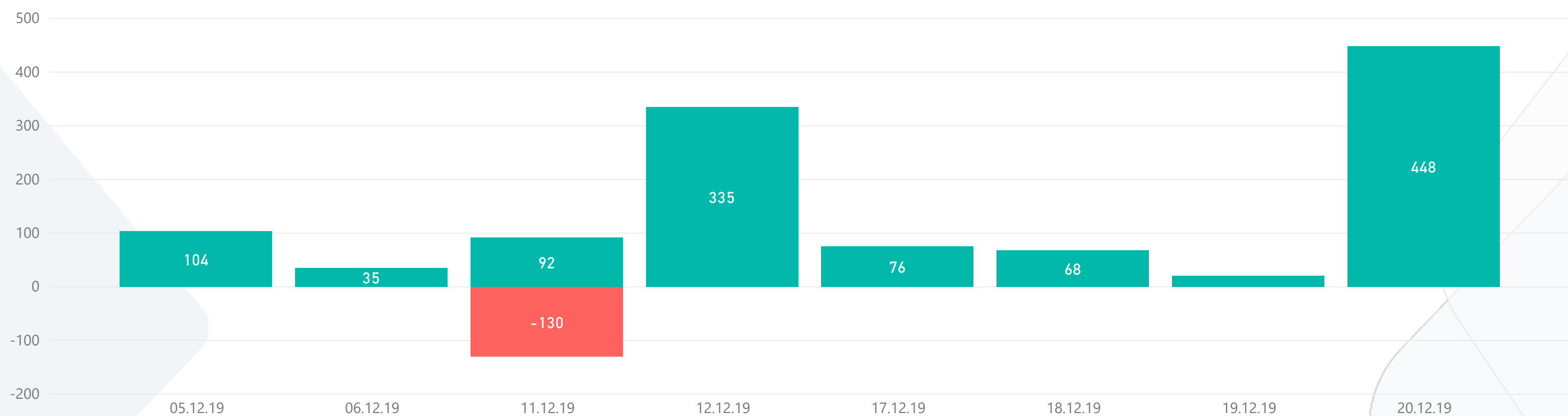
# ALTFX REPORT 2019/12 DECEMBER

~TOTAL PIPS~  
1048



## 1) WIN & LOSS CHART

Win/Loss ● Loss ● Win



## 2) TOP WIN & LOSS TRADES

Signal Date	Pair	Buy Rate	Sell Rate	+ Pips	Dur. (hours)
17.12.2019	GBP/AUD	1.9336	1.88880	448	61,6
10.12.2019	GBP/AUD	1.9335	1.90000	335	52,3
27.11.2019	USD/CAD	1.3276	1.31722	104	196,9
10.12.2019	GBP/CAD	1.7443	1.68800	92	9,0
17.12.2019	EUR/NZD	1.6901	1.71620	76	3,5

Signal Date	Pair	Buy Rate	Sell Rate	- Pips	Dur. (hours)
3.12.2019	NZD/USD	0.6515	0.66	-77	198,9
10.12.2019	EUR/JPY	120.280	120.81200	-53	30,5

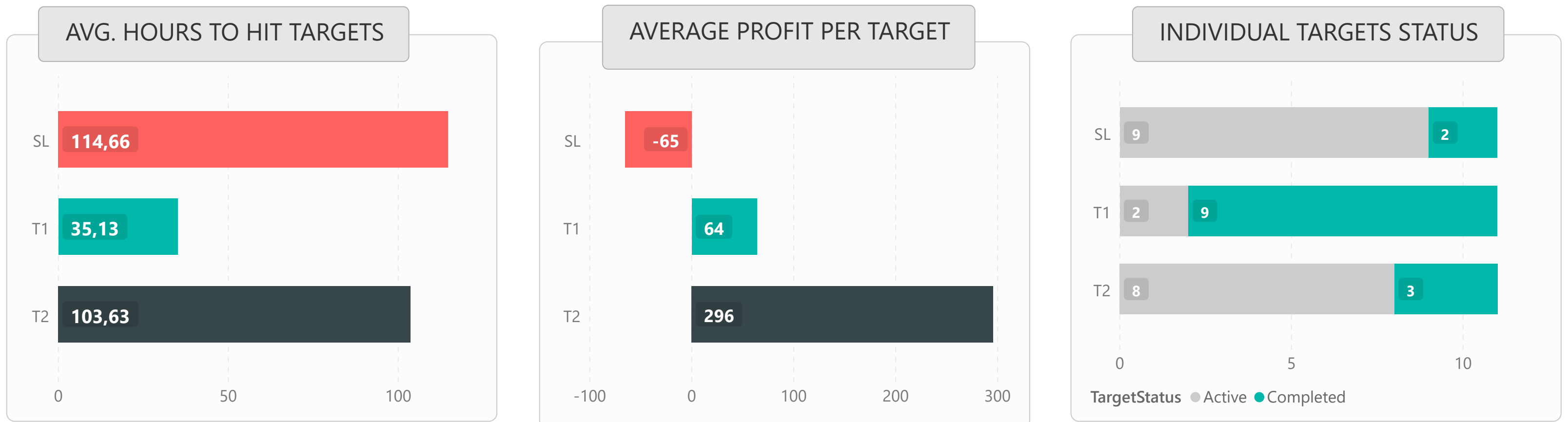


## LIST OF ALL TRADES

Signal Date ▲	Currency	Long/Short	Buy Rate	T1 Rate	T2 Rate	SL Rate	Pips	Dur. (Hours)
27.11.2019	USD/CAD	Short	1.3276	1.3252	1.3172	1.3350	104	984,7
3.12.2019	CHF/JPY	Short	110.040	109.690	109.290	110.334	35	374,3
3.12.2019	NZD/USD	Short	0.6515	0.6494	0.6394	0.6592	-77	994,3
10.12.2019	EUR/JPY	Short	120.280	120.123	119.323	120.812	-53	152,3
10.12.2019	GBP/CAD	Short	1.7443	1.7351	1.6880	1.7700	92	45,0
10.12.2019	GBP/AUD	Short	1.9335	1.9260	1.9000	1.9444	335	261,7
17.12.2019	EUR/NZD	Long	1.6901	1.6977	1.7162	1.6792	76	17,3
17.12.2019	XAU/USD	Short	1476.3500	1472.1000	1460.0000	1488.0000	43	147,7
17.12.2019	GBP/AUD	Short	1.9336	1.9151	1.8888	1.9530	448	308,2
18.12.2019	NZD/CAD	Short	0.8641	0.8615	0.8535	0.8690	26	28,0
19.12.2019	XAU/USD	Short	1476.1700	1474.1300	1460.0000	1488.0000	20	10,2



# 1) DETAILED STATS OF TARGETS (T1, T2, T3 etc.)



# 2) TARGET DURATION vs PROFIT/LOSS SCATTER CHART

