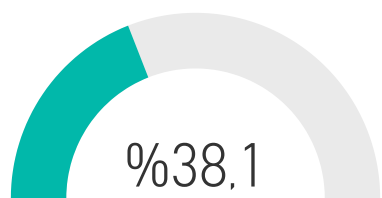




BINANCE REPORT 2020 JANUARY

TOTAL PROFIT
%55

Success Rate



21

of Given Signals

Completed Trades

21

of Signals

%55

Total Profit

Win Trades

8

of Trades

%126

Win Profit

Loss Trades

13

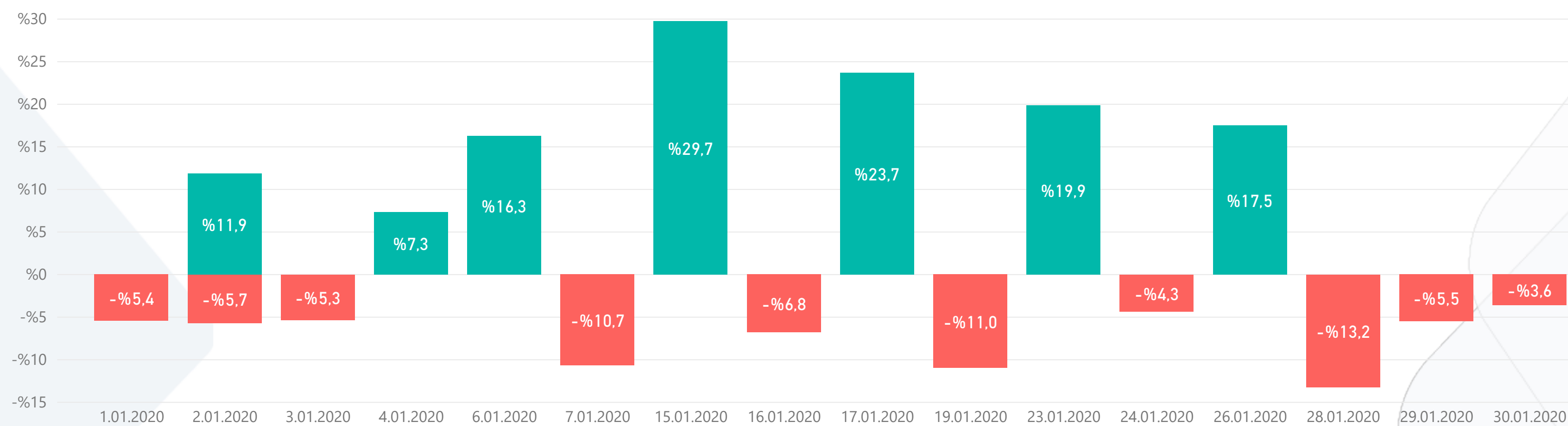
of Trades

-%71

Loss Rate

WIN & LOSS CHART

Win/Loss ● Loss ● Win



TOP WIN & LOSS TRADES

Signal Date	Pair	Final Profit	Tot. Dur. (days)	Final Target
11.01.2020	HC/BTC	%29,7	5	T3
5.01.2020	LINK/BTC	%23,7	13	T2
21.01.2020	ENJ/BTC	%19,9	3	T1
14.01.2020	WAN/BTC	%17,5	13	T3
27.12.2019	NKN/BTC	%11,9	7	T1

Signal Date	Pair	Trade Loss	Tot. Dur. (days)
21.01.2020	DATA/BTC	-%11,5	8
11.01.2020	FET/BTC	-%11,0	9
14.01.2020	OGN/BTC	-%6,8	3
29.12.2019	ENJ/BTC	-%5,7	5
3.01.2020	MANA/BTC	-%5,4	5

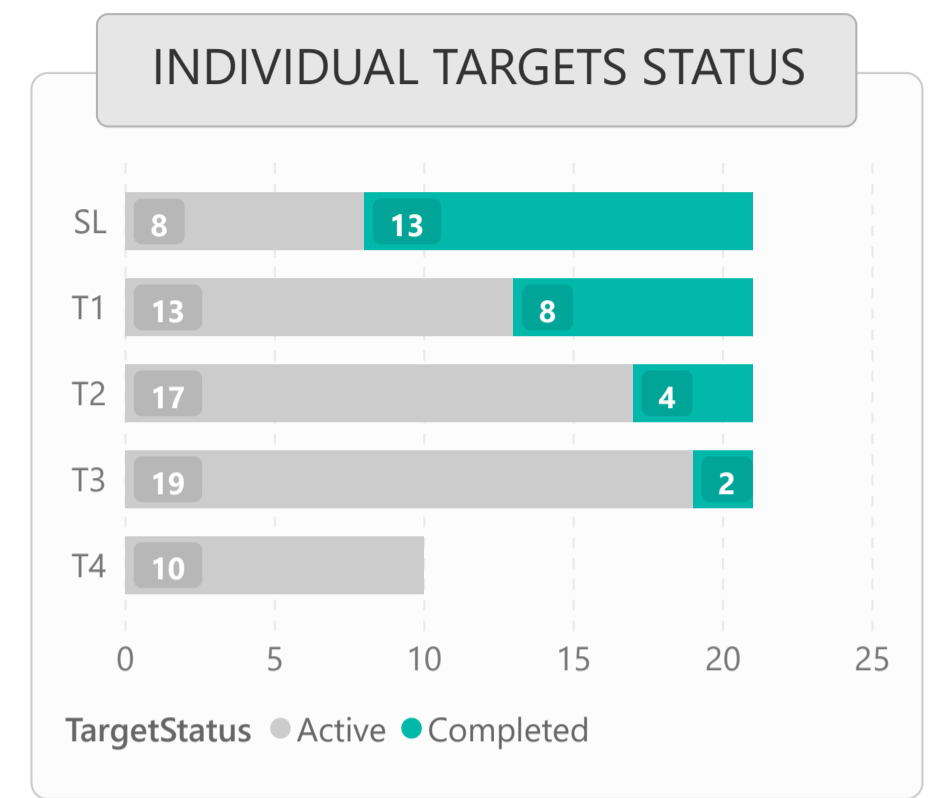
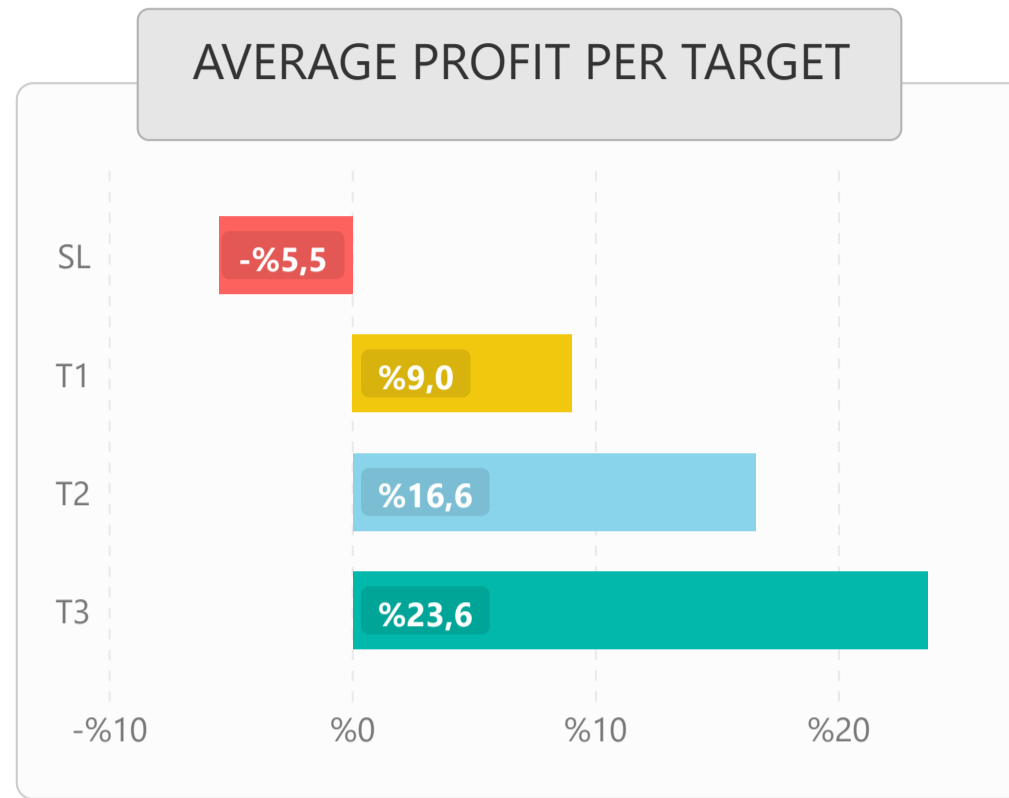
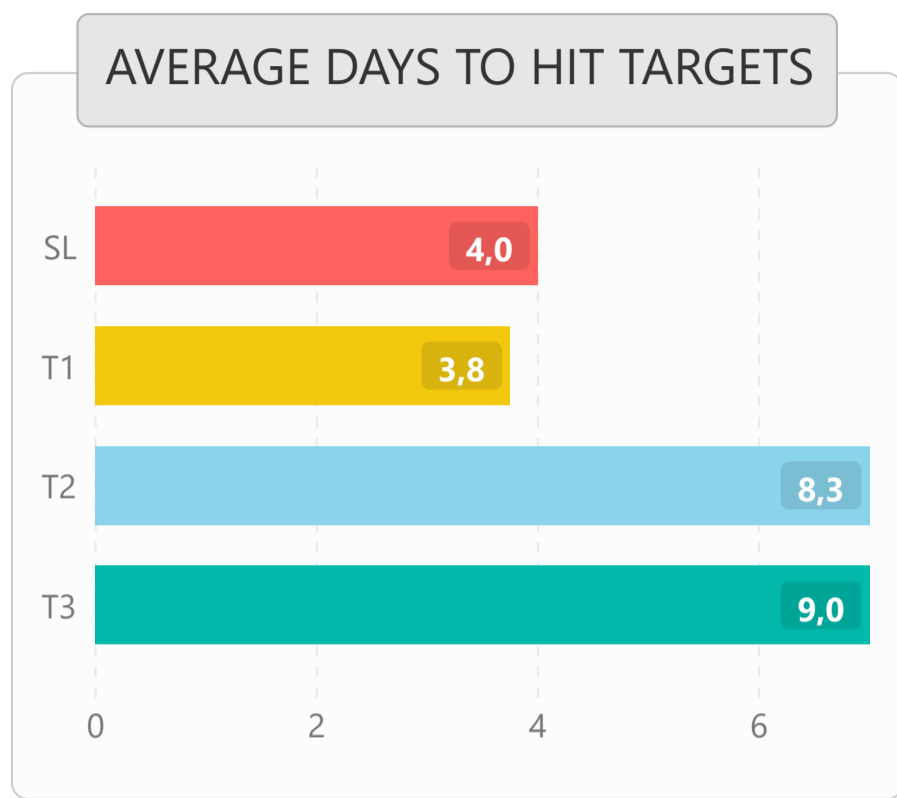


LIST OF ALL TRADES

Signal Date	T-Pair	Buy Rate	Target 1	Target 2	Target 3	Stop Loss	Final Profit/Loss	Tot. Dur. (days)
26.12.2019	WABI/BTC	0.00001845	0.00001995	0.00002190	0.00002380	0.00001745	-%5,4	7
27.12.2019	NKN/BTC	0.00000244	0.00000273	0.00000314	0.00000355	0.00000229	%11,9	7
29.12.2019	ENJ/BTC	0.00001110	0.00001200	0.00001315	0.00001455	0.00001047	-%5,7	5
1.01.2020	CTXC/BTC	0.00000885	0.00000950	0.00001030	0.00001130	0.00000832	%7,3	4
2.01.2020	TOMO/BTC	0.00006200	0.00007000	0.00007850	0.00009200	0.00005870	-%5,3	2
3.01.2020	KNC/BTC	0.00002640	0.00002750	0.00002940	0.00003140	0.00002545	%11,4	4
3.01.2020	MANA/BTC	0.00000442	0.00000513	0.00000575	0.00000654	0.00000418	-%5,4	5
4.01.2020	THETA/BTC	0.00001245	0.00001306	0.00001428	0.00001555	0.00001191	%4,9	3
5.01.2020	LINK/BTC	0.00025300	0.00028200	0.00031300	0.00034850	0.00024050	%23,7	13
5.01.2020	XTZ/BTC	0.00001720	0.00001905	0.00002109	0.00002328	0.00001630	-%5,2	3
11.01.2020	FET/BTC	0.00000484	0.00000530	0.00000616	0.00000721	0.00000431	-%11,0	9
11.01.2020	HC/BTC	0.00015070	0.00016180	0.00017950	0.00019550	0.00013980	%29,7	5
14.01.2020	OGN/BTC	0.00001550	0.00001895	0.00002230	0.00002750	0.00001445	-%6,8	3
14.01.2020	WAN/BTC	0.00002025	0.00002129	0.00002270	0.00002380	0.00001970	%17,5	13
21.01.2020	DATA/BTC	0.00000183	0.00000220	0.00000263	0.00000303	0.00000162	-%11,5	8
21.01.2020	ENJ/BTC	0.00000880	0.00001055	0.00001270	0.00001460	0.00000790	%19,9	3
23.01.2020	OGN/BTC	0.00001475	0.00001650	0.00001803	0.00001940	0.00001411	-%4,3	2
28.01.2020	DASH/BTC	0.00128150	0.00132000	0.00136000	0.00144000	0.00123400	-%3,7	2
28.01.2020	QTUM/BTC	0.00002250	0.00002320	0.00002395	0.00002505	0.00002210	-%1,8	2
28.01.2020	REN/BTC	0.00000473	0.00000493	0.00000520	0.00000561	0.00000456	-%3,6	3
28.01.2020	XLM/BTC	0.00000680	0.00000705	0.00000726	0.00000749	0.00000668	-%1,8	1



1) DETAILED STATS OF TARGETS (T1, T2, T3 etc.)



2) TARGET DURATION vs PROFIT/LOSS SCATTER CHART

Targets ● SL ● T1 ● T2 ● T3

