

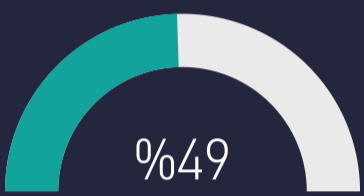


t.me/altsignals

ALTSIGNALS BINANCE FUTURES REPORT 2023 SEPTEMBER



Success Rate



Completed Trades

51 # of Signals
%330 Total Profit

Win Trades

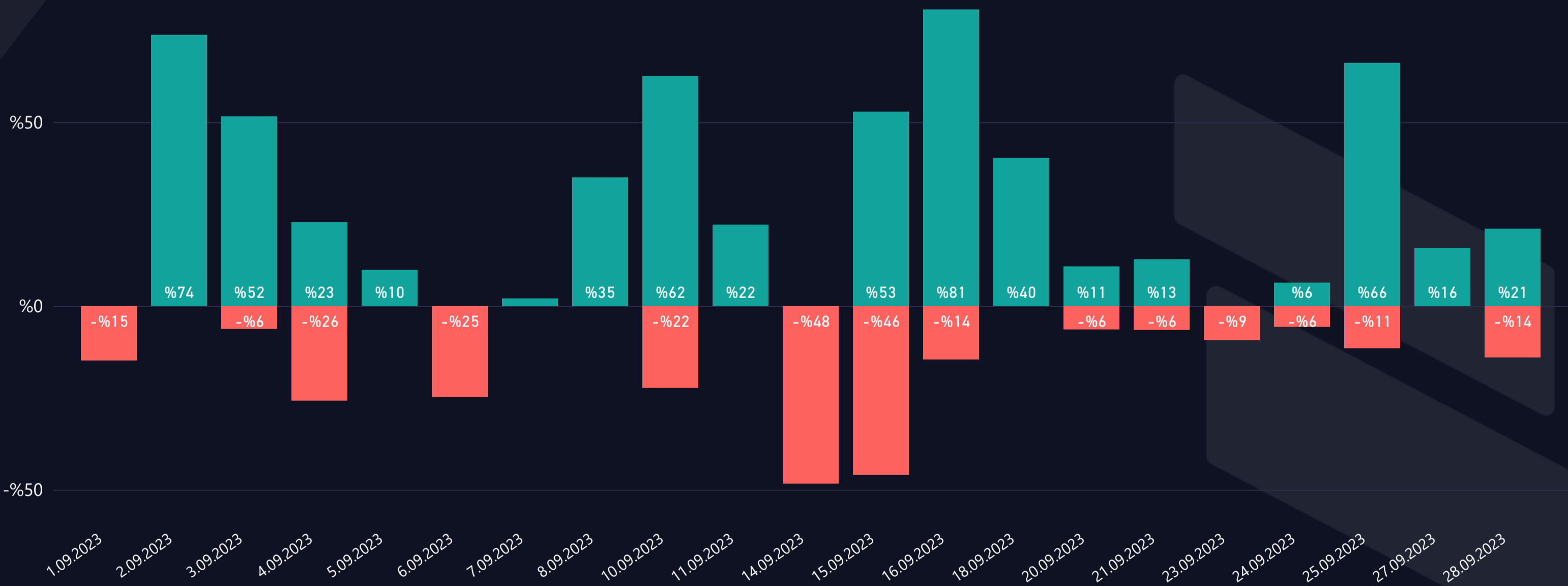
25 # of Trades
%585 Win Profit

Loss Trades

26 # of Trades
-%255 Loss Rate

WIN & LOSS CHART

Win/Loss ● Loss ● Win
%100



TOP WIN & LOSS TRADES

Realization Date	Pair	Final Profit	Duration (hours)	Final Target
2.09.2023	XLM/USDT	%73,7	308,63	T02
16.09.2023	JASMY/USDT	%67,8	32,68	T03
18.09.2023	RUNE/USDT	%40,1	74,07	T01
3.09.2023	APE/USDT	%38,2	49,66	T03
10.09.2023	THETA/USDT	%36,9	21,53	T03

Realization Date	Pair	Total Loss	Duration (hours)
14.09.2023	BTC/USDT	-%28,7	70,69
14.09.2023	ZRX/USDT	-%19,6	3,10
15.09.2023	ZRX/USDT	-%18,0	11,48
15.09.2023	VET/USDT	-%14,7	21,23
28.09.2023	ETH/USDT	-%13,9	173,17

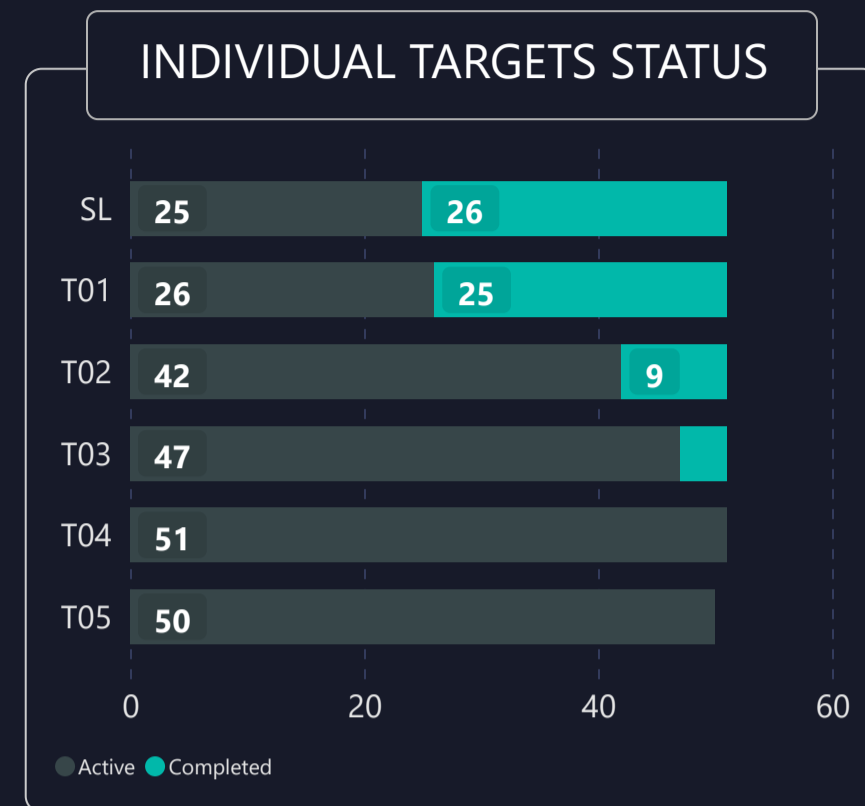
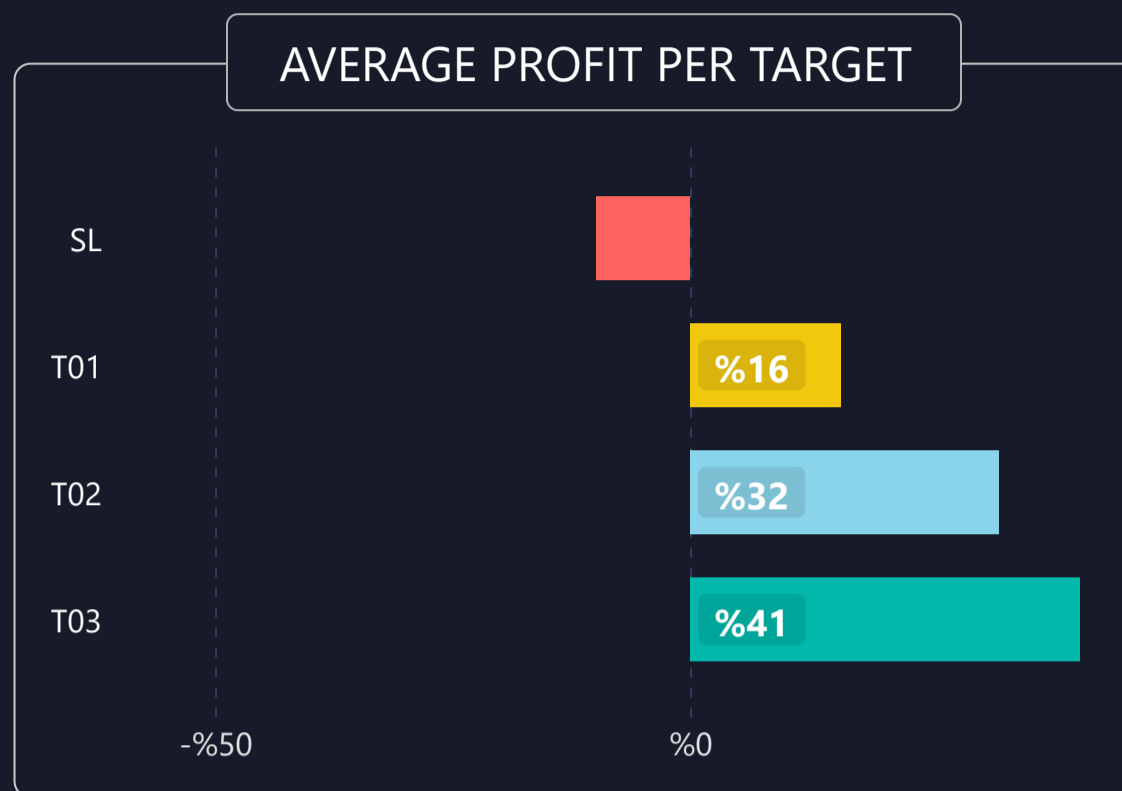
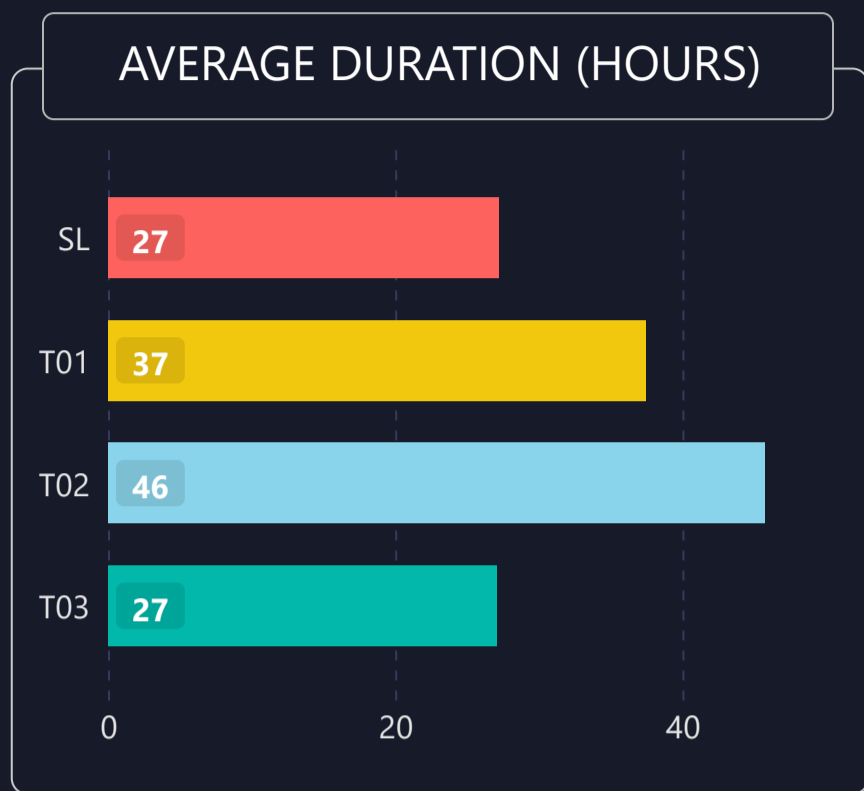


LIST OF ALL TRADES

Signal Date	Pair	Lev.	Buy Rate	Target 1	Target 2	Target 3	Target 4	Stop Loss	Man. Close	Dur. (hours)	Final P/L
21.08.2023	XLM/USDT	5	0.1310	0.1207	0.1117	0.1038		0.13438		174,64	%73,7 ▲
31.08.2023	BTC/USDT	5	26115.0000	26011.8000	24774.7000	23811.1000	22783.1000	26406.60000		168,18	%2,0 ▲
1.09.2023	ETH/USDT	5	1635.0000	1529.2900	1376.0500	1194.9400	1019.3800	1657.65000		140,70	-%6,9 ▼
1.09.2023	APE/USDT	8	1.4235	1.4040	1.3780	1.3440		1.43400		4,26	-%5,9 ▼
1.09.2023	SOL/USDT	8	19.7850	19.3890	18.8360			19.91100		1,90	-%5,1 ▼
1.09.2023	FTM/USDT	10	0.2003	0.2018	0.2031	0.2055		0.19950		5,72	-%3,7 ▼
1.09.2023	APE/USDT	7	1.4215	1.4040	1.3780	1.3440		1.43200		17,60	%38,2 ▲
2.09.2023	FTM/USDT	7	0.2012	0.1924	0.1862	0.1792	0.1723	0.20510		30,69	-%13,7 ▼
3.09.2023	AAVE/USDT	10	54.9200	55.5500	56.1400	56.9700		54.58000		11,11	-%6,2 ▼
3.09.2023	BCH/USDT	8	193.8500	199.2700	203.8600	208.3600		192.40000		15,72	-%6,0 ▼
3.09.2023	ETC/USDT	10	15.3900	15.0970	14.8110			15.48100		13,89	-%5,9 ▼
3.09.2023	INJ/USDT	8	6.8125	6.8950	7.0180	7.1340	7.2540	6.74500		5,37	%9,7 ▲
3.09.2023	SAND/USDT	8	0.3050	0.3100	0.3140	0.3186		0.30200		7,93	%13,1 ▲
3.09.2023	CHZ/USDT	15	0.0595	0.0601	0.0608	0.0614		0.05915		8,95	%13,4 ▲
5.09.2023	EGLD/USDT	12	24.7400	24.5400	24.2400	23.9000	23.5600	24.90000		0,66	%9,7 ▲
6.09.2023	DOT/USDT	10	4.2175	4.1370	4.0720	4.0060		4.25700		3,17	-%9,4 ▼
6.09.2023	ADA/USDT	10	0.2550	0.2511	0.2489	0.2460	0.2435	0.25710		3,15	-%8,4 ▼
7.09.2023	BCH/USDT	7	190.9062	194.6300	197.6500	299.6200		188.14000		4,82	%13,7 ▲
7.09.2023	XLM/USDT	7	0.1227	0.1246	0.1256	0.1265		0.12164		3,37	%21,3 ▲
8.09.2023	SSV/USDT	2	15.6000	17.9500	20.8600	24.8600		14.80000		46,29	-%10,3 ▼
9.09.2023	GRT/USDT	7	0.0865	0.0903	0.0937			0.08500		21,37	-%12,0 ▼
9.09.2023	THETA/USDT	10	0.6370	0.6264	0.6202	0.6135		0.64200		18,44	%36,9 ▲
10.09.2023	ETH/USDT	5	1600.0000	1529.2900	1454.9500	1376.0500		1639.06000		26,44	%22,1 ▲
10.09.2023	FTM/USDT	5	0.1955	0.1909	0.1855	0.1792	0.1723	0.20140		0,25	%25,6 ▲
11.09.2023	BTC/USDT	7	25650.0000	24693.2000	23811.1000	22783.1000	21900.0000	26700.00000		70,69	-%28,7 ▼
13.09.2023	SSV/USDT	3	15.1762	15.8200	17.9500	20.8600	24.8600	14.71000		186,42	%12,7 ▲
14.09.2023	ZRX/USDT	10	0.1790	0.1727	0.1691	0.1663	0.1636	0.18250		3,10	-%19,6 ▼
14.09.2023	GRT/USDT	10	0.0837	0.0821	0.0813	0.0803	0.0794	0.08475		22,74	-%13,2 ▼
14.09.2023	FXS/USDT	10	5.4035	5.2990	5.2210	5.1200	5.0460	5.52300		18,24	%19,3 ▲
14.09.2023	STX/USDT	10	0.4711	0.4613	0.4554	0.4485	0.4405	0.47770		14,27	%33,4 ▲
14.09.2023	JASMY/USDT	10	0.0034	0.0035	0.0036	0.0036		0.00336		25,30	%67,8 ▲
15.09.2023	ZRX/USDT	10	0.1808	0.1763	0.1722	0.1688	0.1655	0.18400		11,48	-%18,0 ▼
15.09.2023	VET/USDT	8	0.0171	0.0166	0.0162	0.0159	0.0156	0.01743		21,23	-%14,7 ▼
15.09.2023	AAVE/USDT	8	54.7750	53.5500	52.8400	52.1000	51.5300	55.55000		23,15	-%11,3 ▼
15.09.2023	UNI/USDT	7	4.2646	4.3300	4.4980	4.8580	5.2180	4.18700		122,13	%10,7 ▲
15.09.2023	XLM/USDT	7	0.1183	0.1205	0.1219	0.1238	0.1254	0.11624		5,72	%12,8 ▲
15.09.2023	RUNE/USDT	3	1.7287	1.9600	2.3260	2.7240	3.1140	1.59200		74,07	%40,1 ▲
16.09.2023	XRP/USDT	15	0.5016	0.5034	0.5059	0.5081		0.50050		0,88	-%3,1 ▼
19.09.2023	LINK/USDT	5	6.8730	6.7050	6.5680			6.96000		6,75	-%6,3 ▼
21.09.2023	ETH/USDT	5	1615.0000	1529.2900	1454.9500	1376.0500		1660.00000		173,17	-%13,9 ▼
21.09.2023	AXS/USDT	5	4.3750	4.3030	4.2280	4.1280		4.45600		34,75	-%9,3 ▼
21.09.2023	SAND/USDT	5	0.2893	0.2856	0.2826	0.2785		0.29300		0,31	-%6,4 ▼
23.09.2023	HBAR/USDT	3	0.0506	0.0524	0.0536	0.0549		0.05012		27,77	-%2,8 ▼
23.09.2023	BAL/USDT	8	3.1440	3.1570	3.1680	3.1860		3.13300		3,56	-%2,8 ▼
23.09.2023	SOL/USDT	5	19.5000	18.8860	18.5780			19.87400		77,72	%15,7 ▲
23.09.2023	EGLD/USDT	5	24.9363	24.4200	23.8700	23.3600		25.30000		30,83	%21,4 ▲
24.09.2023	ATOM/USDT	10	7.0795	7.1240	7.1770	7.2310		7.02000		1,63	%6,3 ▲
24.09.2023	LINK/USDT	8	7.1644	7.0260	6.8760	6.6410		7.31900		13,17	%15,5 ▲
24.09.2023	AVAX/USDT	5	8.8287	9.2000	9.5870	9.9510	10.4100	8.52100		97,12	%21,0 ▲
25.09.2023	LINK/USDT	7	7.2725	7.0260	6.8760	6.6410		7.39100		9,88	-%11,4 ▼
25.09.2023	OP/USDT	10	1.2796	1.2591	1.2422	1.2248	1.2064	1.30070		1,20	%29,2 ▲



1) DETAILED STATS OF TARGETS (T1, T2, T3 etc.)



2) TARGET DURATION vs PROFIT/LOSS SCATTER CHART

Targets ● SL ● T01 ● T02 ● T03

