

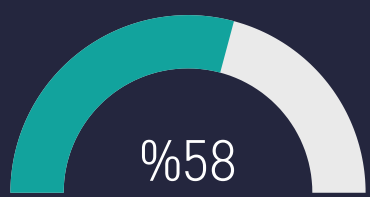


t.me/altsignals

# ALTSIGNALS BINANCE FUTURES REPORT 2023 OCTOBER

~TOTAL PROFIT~  
**%338**

Success Rate



%58

Completed Trades

12

# of Signals

%338

Total Profit

Win Trades

7

# of Trades

%422

Win Profit

Loss Trades

5

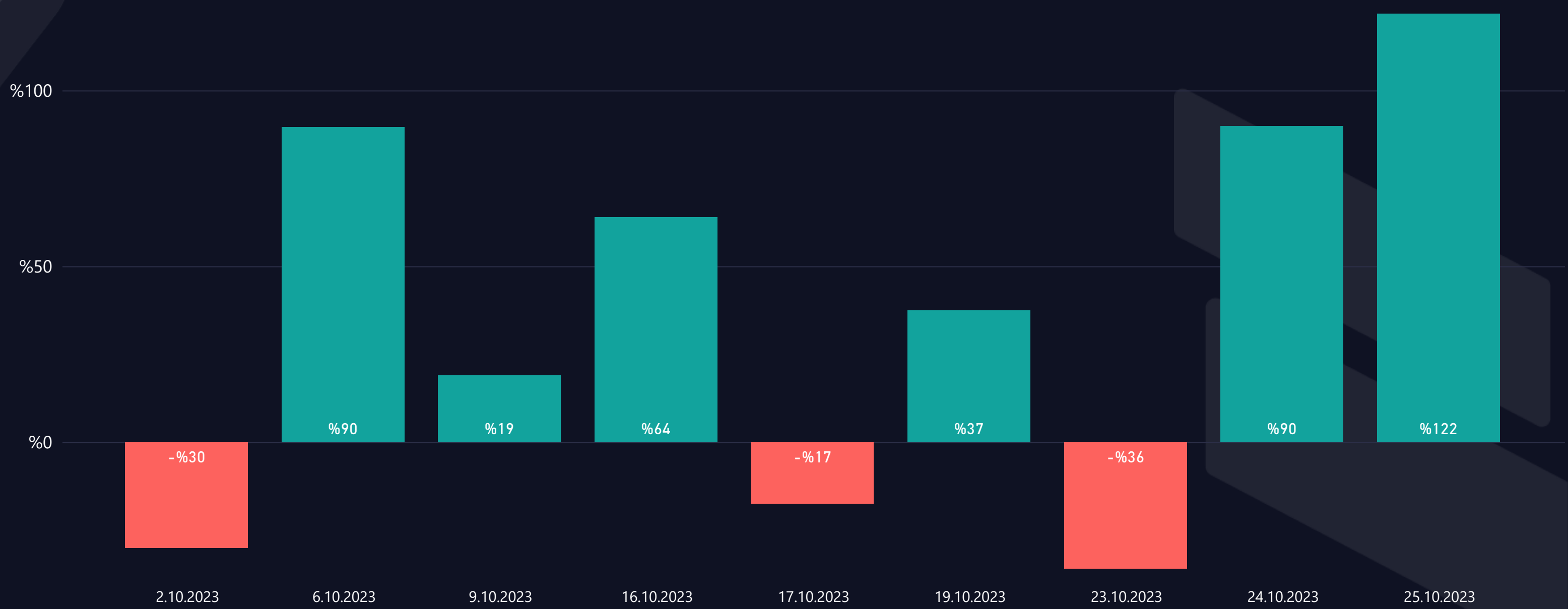
# of Trades

-%84

Loss Rate

## WIN & LOSS CHART

Win/Loss ● Loss ● Win



## TOP WIN & LOSS TRADES

Realization Date	Pair	Final Profit	Duration (hours)	Final Target
25.10.2023	QNT/USDT	%121,8	76,51	T03
24.10.2023	VET/USDT	%89,9	56,57	T03
6.10.2023	AVAX/USDT	%89,6	277,00	T04
16.10.2023	TRX/USDT	%64,0	81,42	T04
19.10.2023	OGN/USDT	%28,1	21,31	T01

Realization Date	Pair	Total Loss	Duration (hours)
2.10.2023	BTC/USDT	-%30,1	415,97
17.10.2023	ASTR/USDT	-%17,5	96,59
23.10.2023	OGN/USDT	-%15,8	19,31
23.10.2023	JASMY/USDT	-%11,2	1,87
23.10.2023	ASTR/USDT	-%9,0	74,99

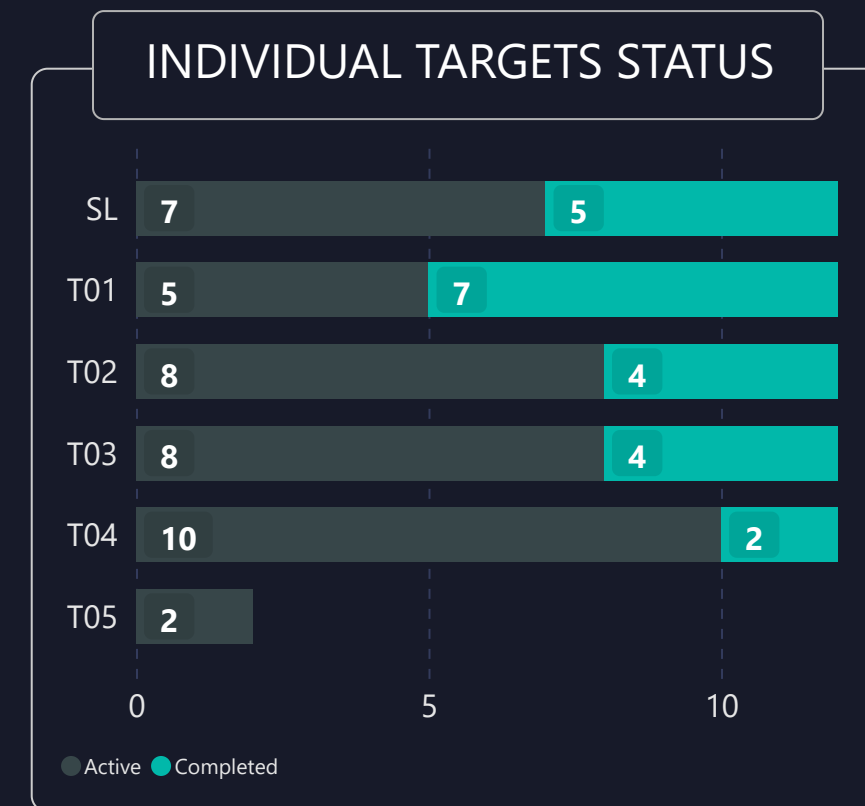
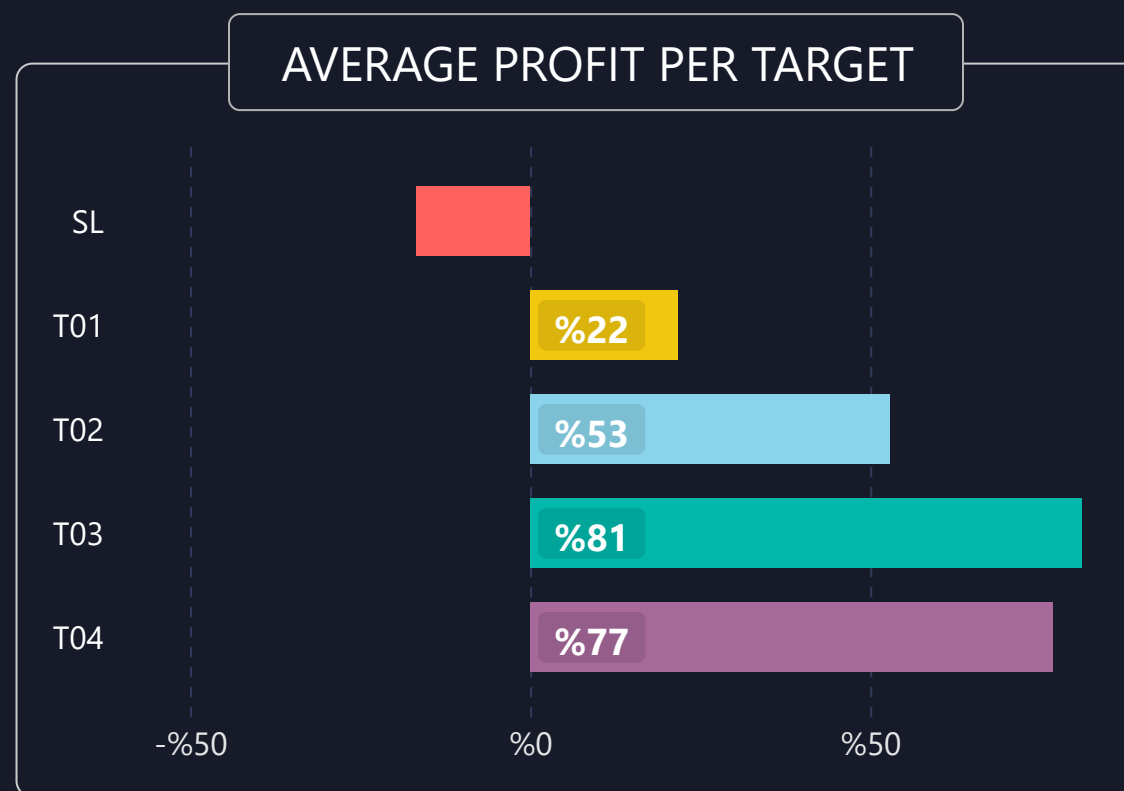
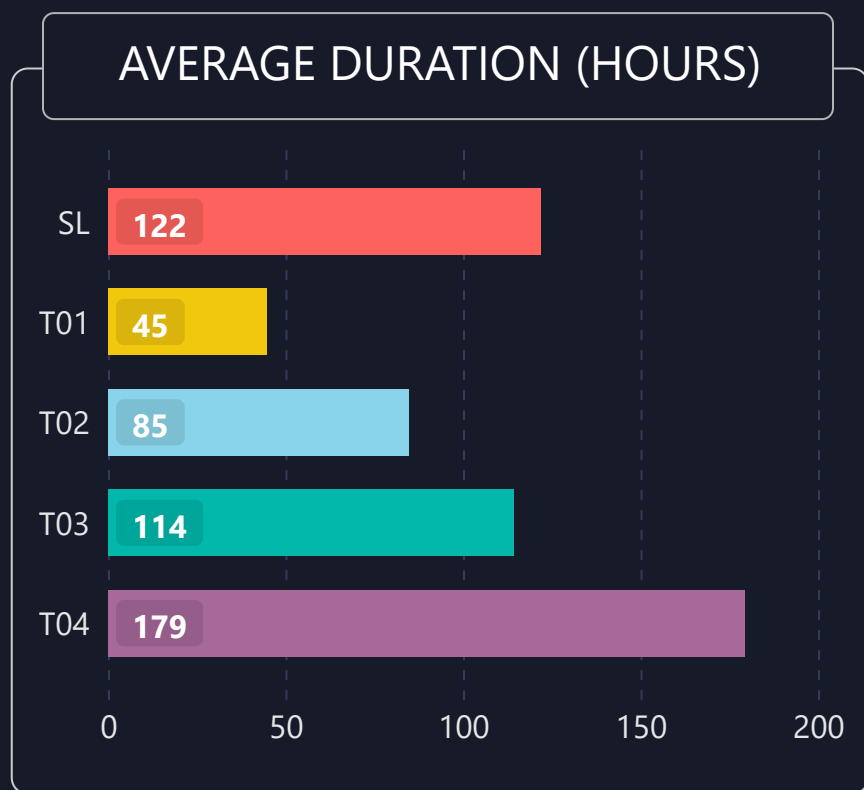


# LIST OF ALL TRADES

Signal Date	Pair	Lev.	Buy Rate	Target 1	Target 2	Target 3	Target 4	Stop Loss	Man. Close	Dur. (hours)	Final P/L
14.09.2023	BTC/USDT	6	26996.2500	25817.6000	24956.2000	23811.1000	22783.1000	28350.00000		415,97	-%30,1 ▼
24.09.2023	AVAX/USDT	5	8.8287	9.2000	9.5870	9.9510	10.4100	8.52100		195,42	%89,6 ▲
6.10.2023	ATOM/USDT	5	6.9194	6.6570	6.5010	6.3190		7.04400		75,43	%19,0 ▲
13.10.2023	ASTR/USDT	7	0.0414	0.0461	0.0500	0.0533	0.0568	0.04039		96,59	-%17,5 ▼
13.10.2023	TRX/USDT	10	0.0850	0.0866	0.0881	0.0892	0.0905	0.08377		76,99	%64,0 ▲
18.10.2023	ASTR/USDT	3	0.0400	0.0388	0.0364	0.0338	0.0313	0.04416		14,75	%9,3 ▲
18.10.2023	OGN/USDT	5	0.1132	0.1068	0.0998	0.0938		0.11850		21,31	%28,1 ▲
20.10.2023	ASTR/USDT	3	0.0419	0.0388	0.0364	0.0338	0.0313	0.04316		74,99	-%9,0 ▼
21.10.2023	VET/USDT	8	0.0169	0.0176	0.0182	0.0188		0.01664		47,55	%89,9 ▲
22.10.2023	OGN/USDT	5	0.1110	0.1068	0.0998	0.0938		0.11450		19,31	-%15,8 ▼
22.10.2023	QNT/USDT	8	90.2167	93.0700	98.2900	103.9500		87.69000		40,78	%121,8 ▲
23.10.2023	JASMY/USDT	10	0.0032	0.0034	0.0035	0.0037		0.00321		1,87	-%11,2 ▼



# 1) DETAILED STATS OF TARGETS (T1, T2, T3 etc.)



# 2) TARGET DURATION vs PROFIT/LOSS SCATTER CHART

Targets ● SL ● T01 ● T02 ● T03 ● T04

