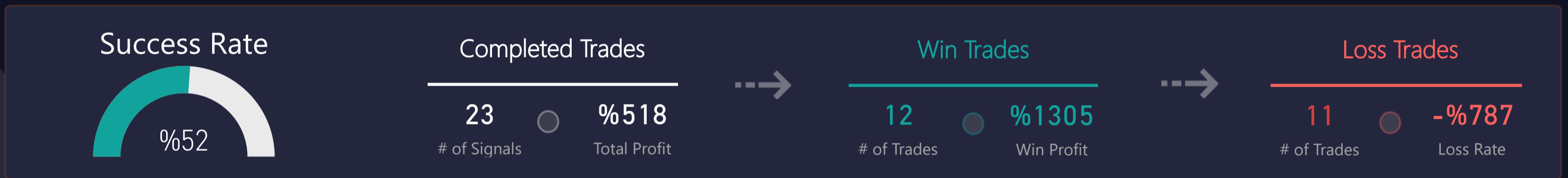


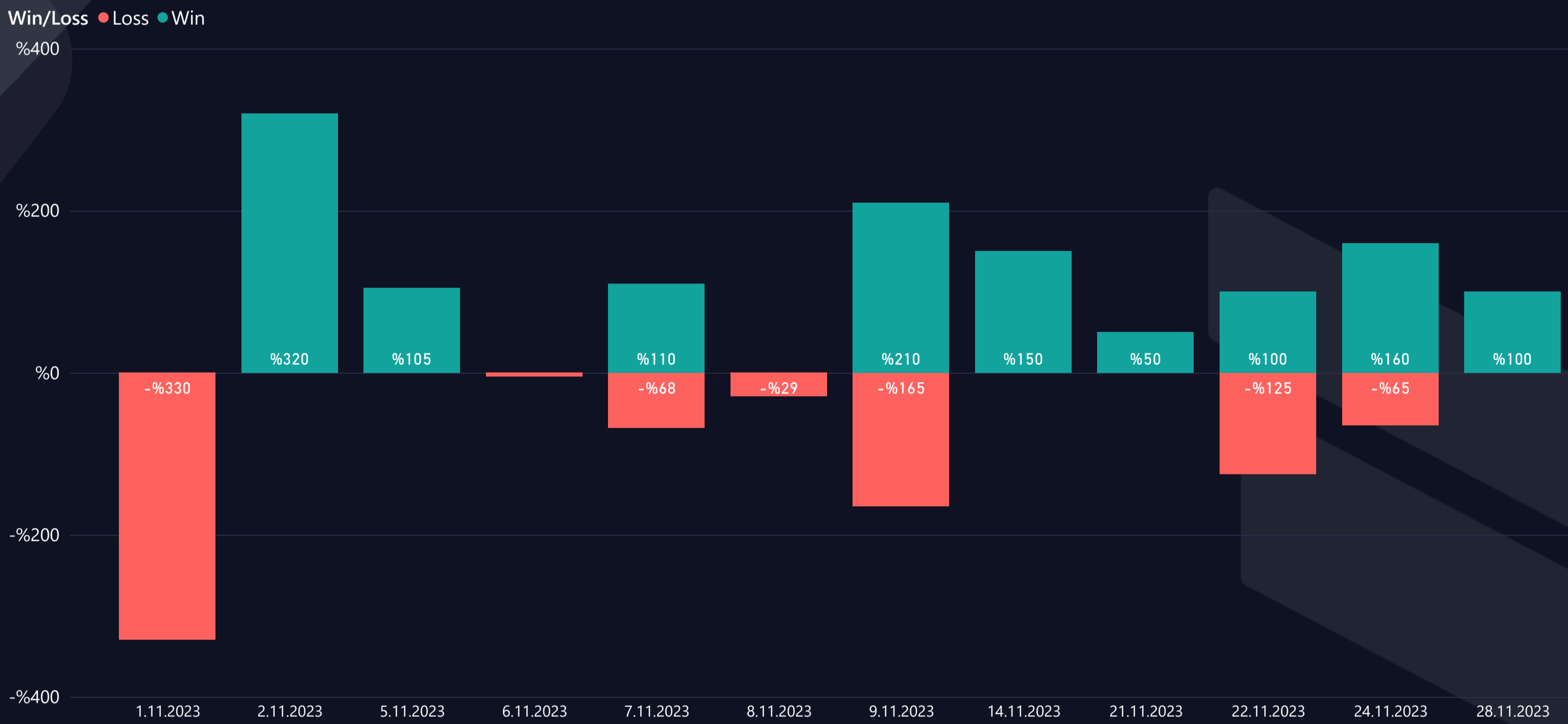


t.me/altsignals

# ALTSIGNALS BINANCE HIGH LEV. VIP REPORT 2023 NOVEMBER



## WIN & LOSS CHART



## TOP WIN & LOSS TRADES

Realization Date	Pair	Final Profit	Duration (hours)	Final Target
9.11.2023	BTC/USDT	%210,0	32,23	T02
14.11.2023	BTC/USDT	%150,0	30,89	T03
24.11.2023	ETH/USDT	%110,0	29,69	T01
7.11.2023	ETH/USDT	%110,0	22,84	T01
2.11.2023	ETH/USDT	%110,0	9,88	T01

Realization Date	Pair	Total Loss	Duration (hours)
22.11.2023	ETH/USDT	-%125,0	16,99
9.11.2023	ETH/USDT	-%100,0	27,52
1.11.2023	ETH/USDT	-%100,0	3,46
1.11.2023	ETH/USDT	-%100,0	9,09
1.11.2023	ETH/USDT	-%84,9	2,00


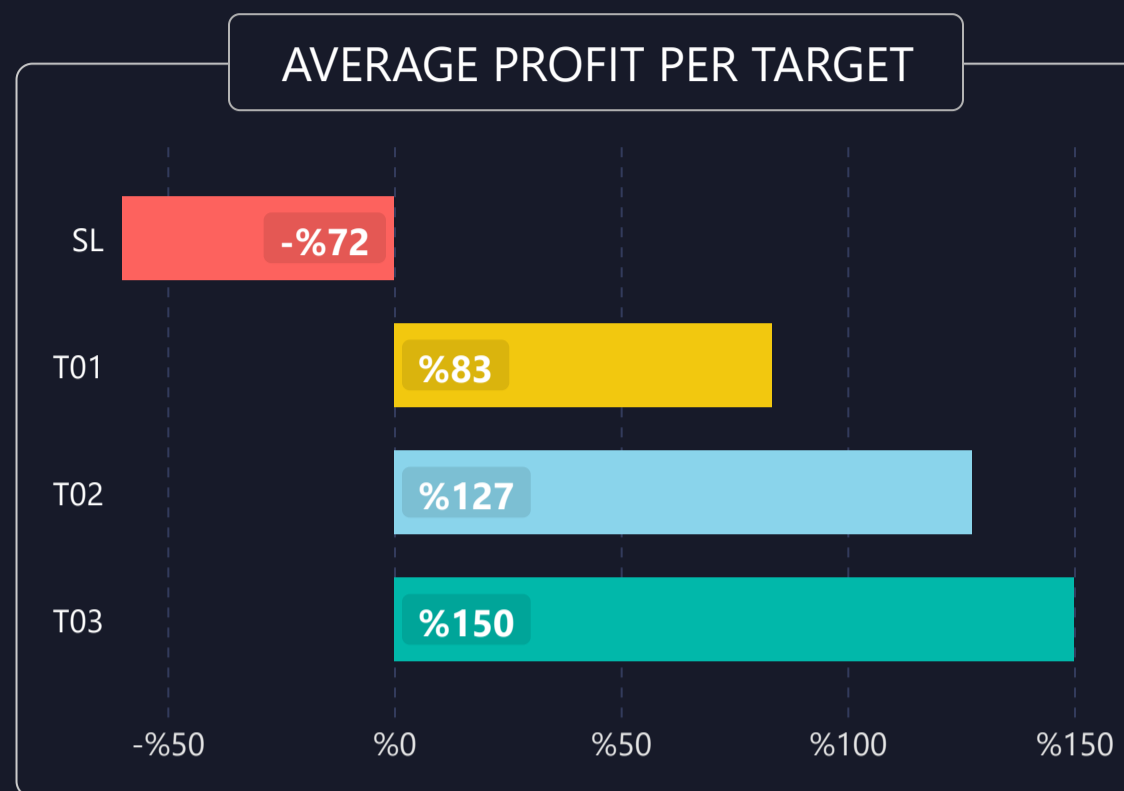
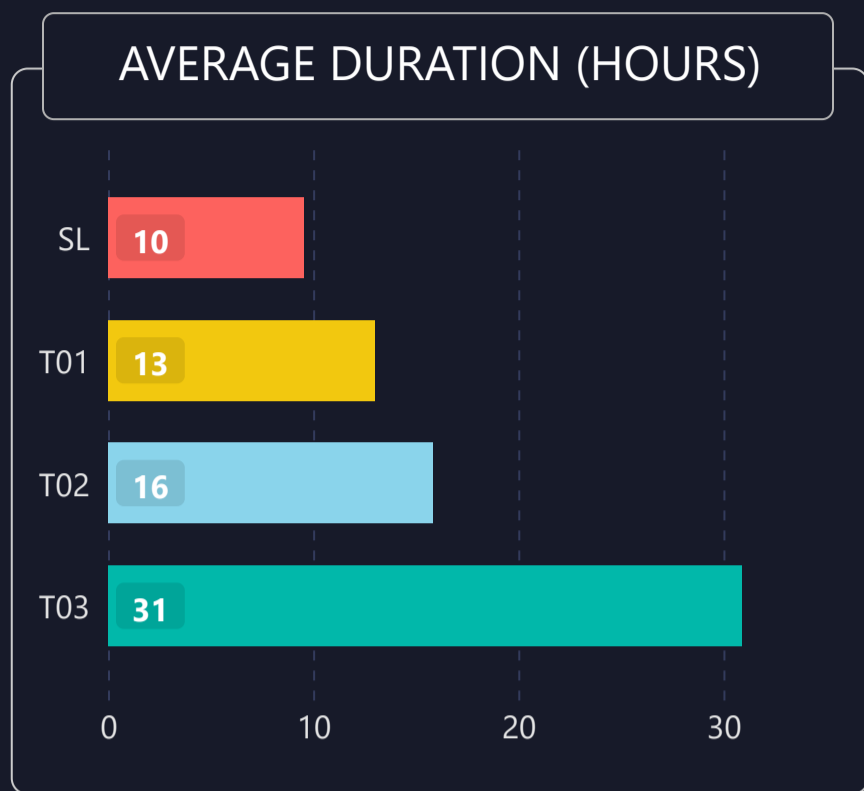


# LIST OF ALL TRADES

Signal Date	Pair	Lev.	Buy Rate	Target 1	Target 2	Target 3	Stop Loss	Man. Close	Dur. (hours)	Final P/L
31.10.2023	ETH/USDT	50	1791.6300	1752.2100	1712.8000		1827.46000		9,09	-%100,0 ▼
1.11.2023	ETH/USDT	50	1786.5300	1747.2300	1707.9200		1822.26000		3,46	-%100,0 ▼
1.11.2023	ETH/USDT	50	1817.3900	1857.3700	1897.3600		1786.53000		2,00	-%84,9 ▼
1.11.2023	ETH/USDT	50	1801.2500	1761.6200	1722.0000		1817.39000		7,00	-%44,8 ▼
1.11.2023	BTC/USDT	50	34842.3000	35574.0000	36305.7000		33588.00000		7,94	%105,0 ▲
2.11.2023	BTC/USDT	50	35151.8000	34413.6000	33675.4000		36417.30000		8,27	%105,0 ▲
2.11.2023	ETH/USDT	50	1846.0600	1805.4500	1764.8300		1882.98000		9,88	%110,0 ▲
3.11.2023	BTC/USDT	50	34576.2000	35302.3000	36028.4000		33331.50000		37,97	%105,0 ▲
6.11.2023	ETH/USDT	50	1894.0900	1935.7600	1977.4300		1892.28000		7,75	-%4,8 ▼
6.11.2023	ETH/USDT	50	1892.2800	1850.6500	1809.0200		1930.13000		22,84	%110,0 ▲
7.11.2023	BTC/USDT	50	34774.1000	34043.8000	33313.6000		35249.90000		8,17	-%68,4 ▼
7.11.2023	ETH/USDT	50	1891.0300	1932.6300	1974.2400		1880.00000		4,75	-%29,2 ▼
7.11.2023	BTC/USDT	50	35249.9000	35990.1000	36730.4000		33980.90000		29,55	%210,0 ▲
8.11.2023	ETH/USDT	50	1880.0000	1838.6400	1797.2800		1917.60000		27,52	-%100,0 ▼
9.11.2023	BTC/USDT	50	36649.8000	37016.3000	37382.8000	37749.3000	36173.40000		1,38	-%65,0 ▼
13.11.2023	BTC/USDT	50	36766.5000	36398.8000	36031.2000	35663.5000	37244.50000		22,67	%150,0 ▲
21.11.2023	ETH/USDT	50	1969.3600	1926.0300	1882.7100		2018.59000		16,99	-%125,0 ▼
21.11.2023	BTC/USDT	50	36928.4000	36559.1000	36189.8000	35820.5000	37408.50000		0,69	%50,0 ▲
22.11.2023	BTC/USDT	50	36600.1000	36234.1000	35868.1000	35502.1000	37075.90000		1,01	%100,0 ▲
23.11.2023	BTC/USDT	50	37063.8000	36693.2000	36322.5000	35951.9000	37545.60000		16,48	-%65,0 ▼
23.11.2023	ETH/USDT	50	2088.5800	2134.5300	2180.4800		2036.37000		29,69	%110,0 ▲
24.11.2023	BTC/USDT	50	37725.9000	38103.2000	38480.4000	38857.7000	37235.50000		1,08	%50,0 ▲
28.11.2023	BTC/USDT	50	37514.7000	37889.8000	38265.0000	38640.1000	37027.00000		1,44	%100,0 ▲



# 1) DETAILED STATS OF TARGETS (T1, T2, T3 etc.)



# 2) TARGET DURATION vs PROFIT/LOSS SCATTER CHART

Targets ● SL ● T01 ● T02 ● T03

