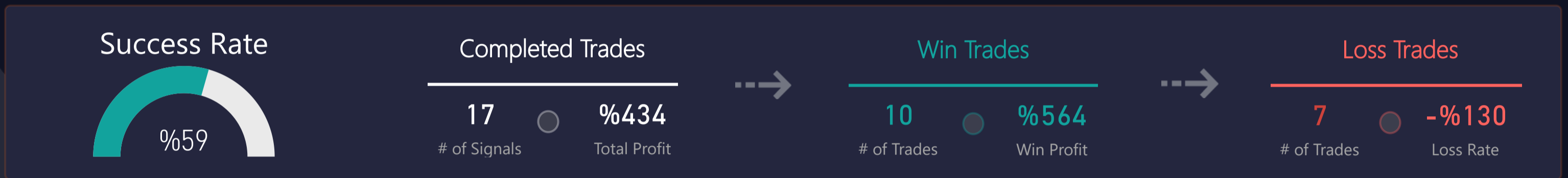


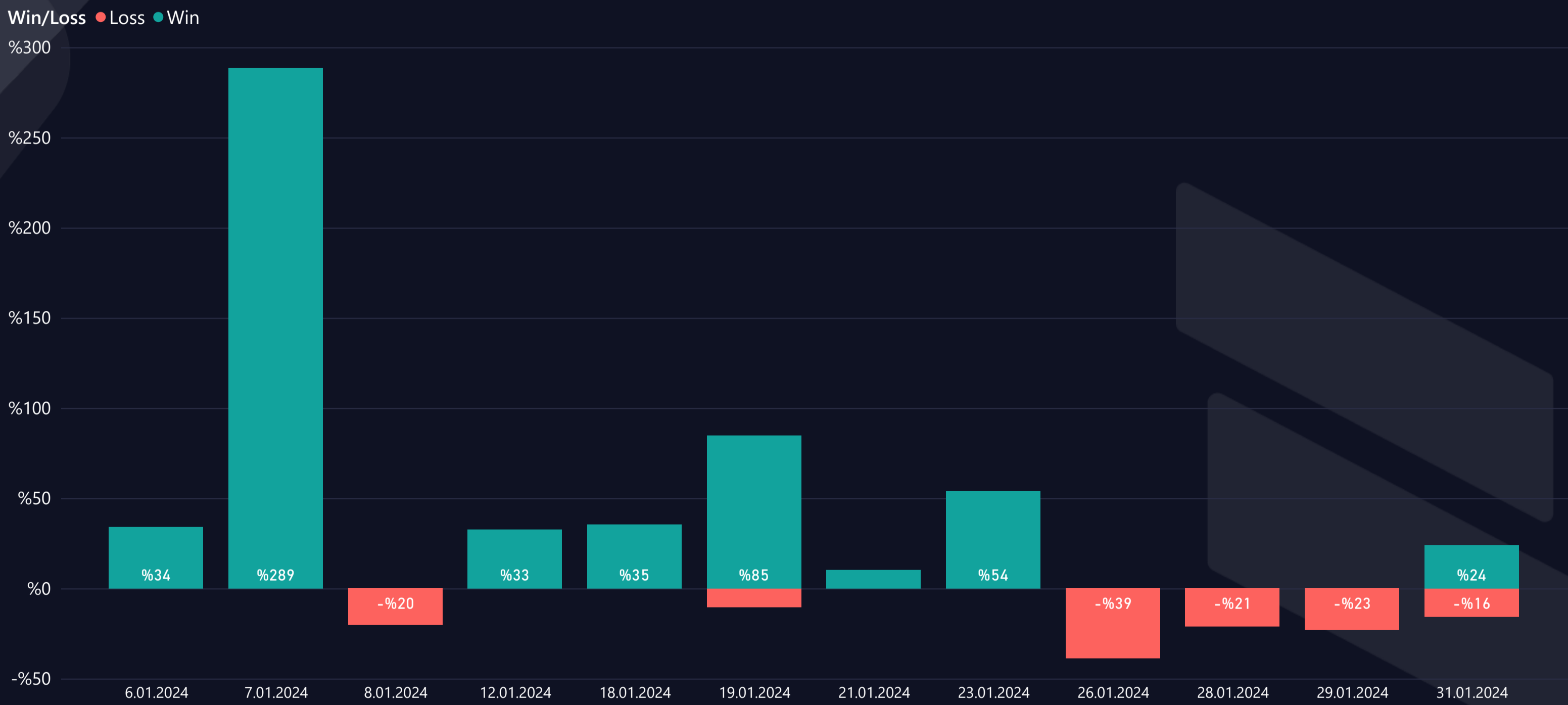


t.me/altsignals

ALTSIGNALS BINANCE FUTURES REPORT 2024 JANUARY



WIN & LOSS CHART



TOP WIN & LOSS TRADES

Realization Date	Pair	Final Profit	Duration (hours)	Final Target
7.01.2024	GMT/USDT	%288,6	1.435,11	T02
19.01.2024	BAL/USDT	%66,9	42,67	T03
23.01.2024	TRB/USDT	%54,0	26,43	T02
18.01.2024	BTC/USDT	%35,4	171,70	T02
6.01.2024	USTC/USDT	%34,0	35,11	T01

Realization Date	Pair	Total Loss	Duration (hours)
29.01.2024	DOT/USDT	-%23,2	83,05
28.01.2024	AVAX/USDT	-%21,2	3,13
8.01.2024	BAKE/USDT	-%20,4	17,47
26.01.2024	BAKE/USDT	-%19,4	66,36
26.01.2024	YFI/USDT	-%19,4	76,85

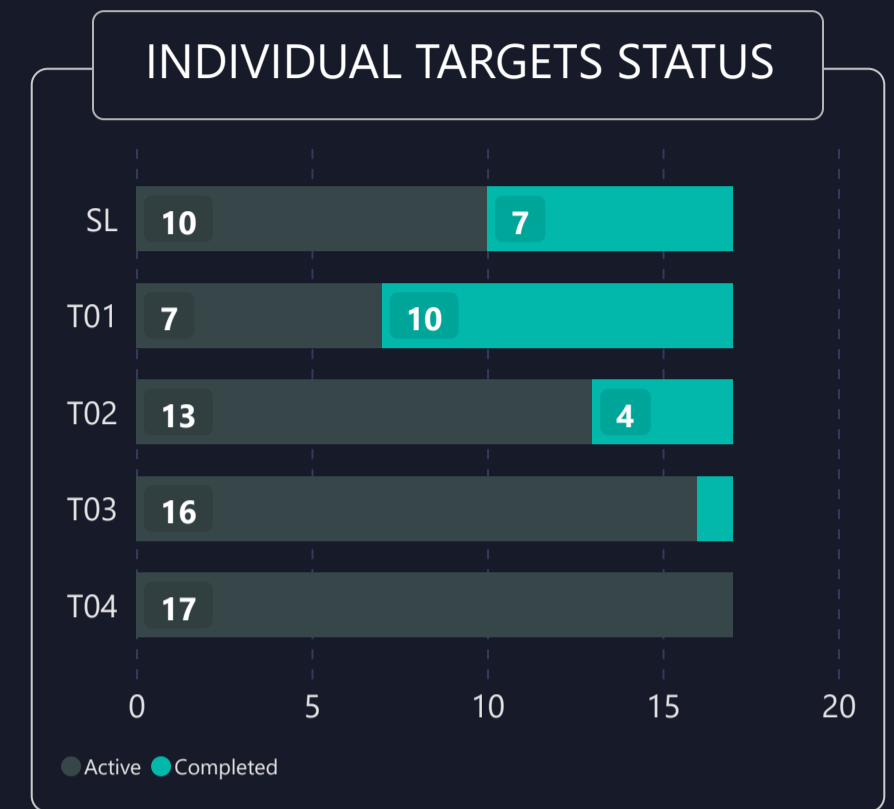
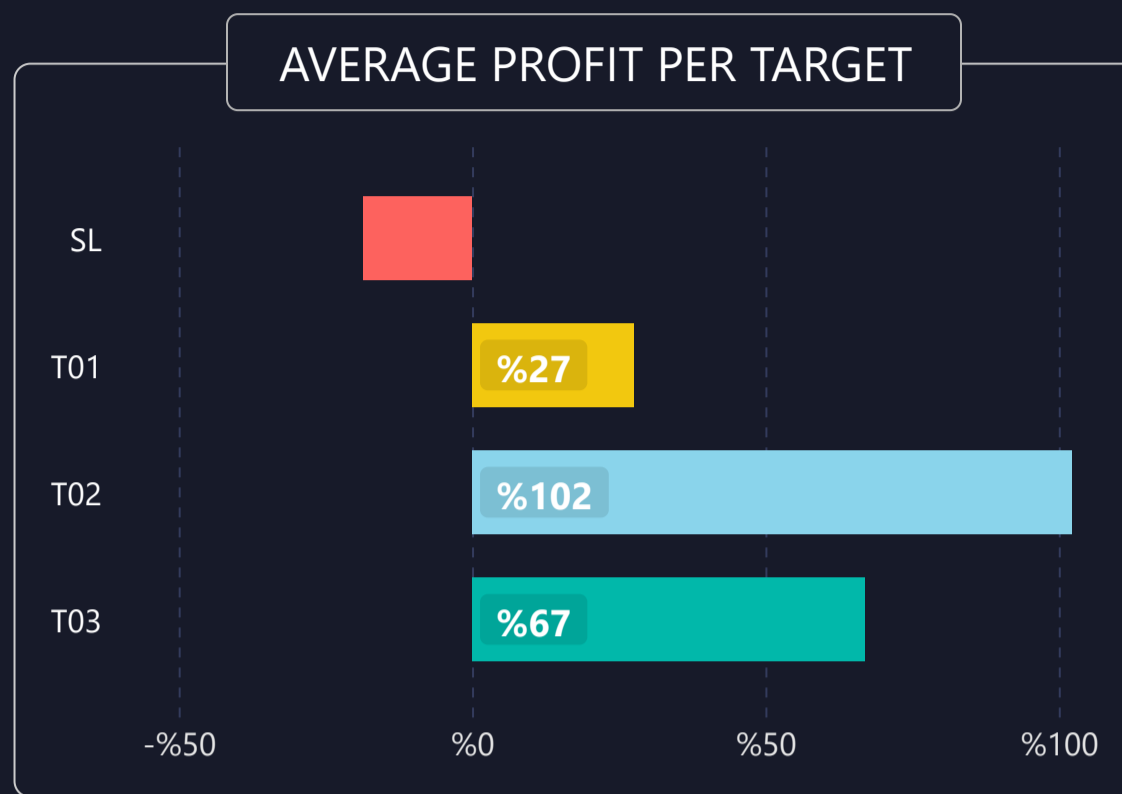
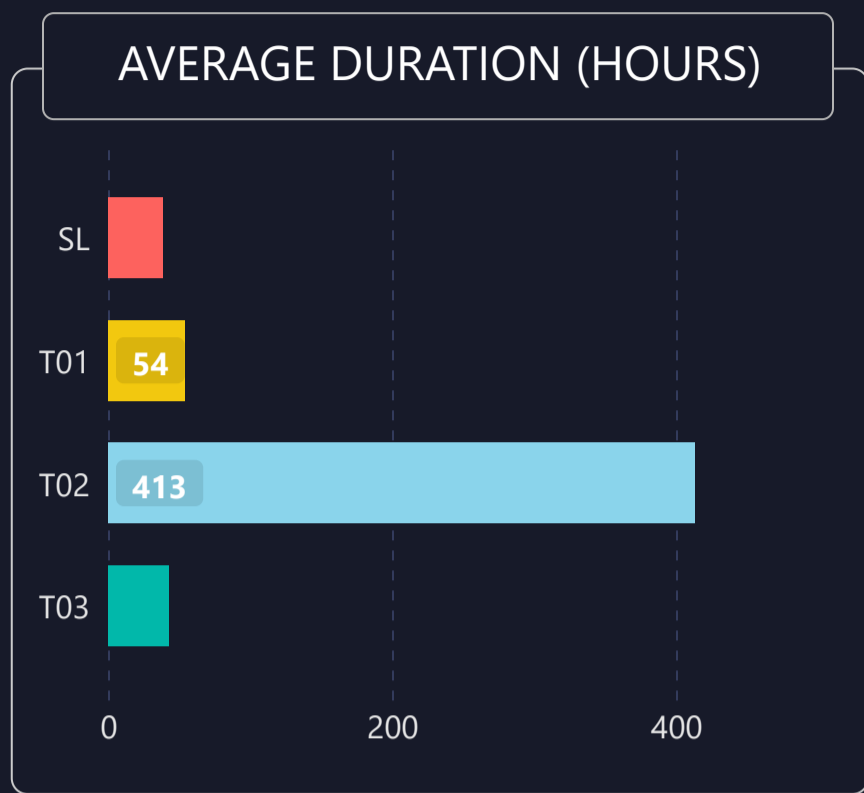


LIST OF ALL TRADES

Signal Date	Pair	Lev.	Buy Rate	Target 1	Target 2	Target 3	Target 4	Stop Loss	Man. Close	Dur. (hours)	Final P/L
8.11.2023	GMT/USDT	3	0.2124	0.2875	0.4167	0.6406		0.19000		898,59	%288,6 ▲
4.01.2024	USTC/USDT	3	0.0294	0.0261	0.0222	0.0193		0.03239		35,11	%34,0 ▲
7.01.2024	BAKE/USDT	3	0.3665	0.4191	0.4878	0.5723		0.34160		17,47	-%20,4 ▼
11.01.2024	BTC/USDT	3	46487.7806	44700.0000	41000.0000	38500.0000	35000.0000	52500.00000		97,44	%35,4 ▲
12.01.2024	FTT/USDT	3	3.0183	3.3470	3.8820	4.7200		2.60000		3,65	%32,7 ▲
18.01.2024	ARB/USDT	3	1.9669	1.9000	1.7067	1.5461	1.4049	2.24370		78,03	%10,2 ▲
18.01.2024	ZEC/USDT	8	22.3000	21.8000	21.0400	20.4900	19.9400	22.77000		5,09	%17,9 ▲
18.01.2024	BAL/USDT	8	4.1466	4.0620	3.9860	3.8000		4.24000		22,63	%66,9 ▲
19.01.2024	ZEC/USDT	8	22.4750	21.8000	21.0400	20.4900	19.9400	22.77000		2,78	-%10,5 ▼
22.01.2024	TRB/USDT	4	119.7244	113.1740	103.5570			124.92500		18,13	%54,0 ▲
23.01.2024	BAKE/USDT	4	0.3025	0.2704	0.2262			0.31720		66,36	-%19,4 ▼
23.01.2024	YFI/USDT	4	6920.0000	6228.0000	5566.0000	4954.0000		7255.00000		76,85	-%19,4 ▼
25.01.2024	DOT/USDT	5	6.5500	5.8450	5.2040	4.6950		6.85400		83,05	-%23,2 ▼
28.01.2024	AVAX/USDT	5	34.4000	31.4000	29.9000	28.6600	27.4000	35.85900		3,13	-%21,2 ▼
30.01.2024	BLUR/USDT	3	0.6650	0.7288	0.7899	0.8487	0.9326	0.63000		17,86	-%15,8 ▼
31.01.2024	ALGO/USDT	3	0.1609	0.1573	0.1502	0.1408	0.1323	0.17150		5,82	%6,8 ▲
31.01.2024	ROSE/USDT	3	0.1045	0.0985	0.0901	0.0823	0.0755	0.11289		6,22	%17,3 ▲



1) DETAILED STATS OF TARGETS (T1, T2, T3 etc.)



2) TARGET DURATION vs PROFIT/LOSS SCATTER CHART

Targets ● SL ● T01 ● T02 ● T03

