




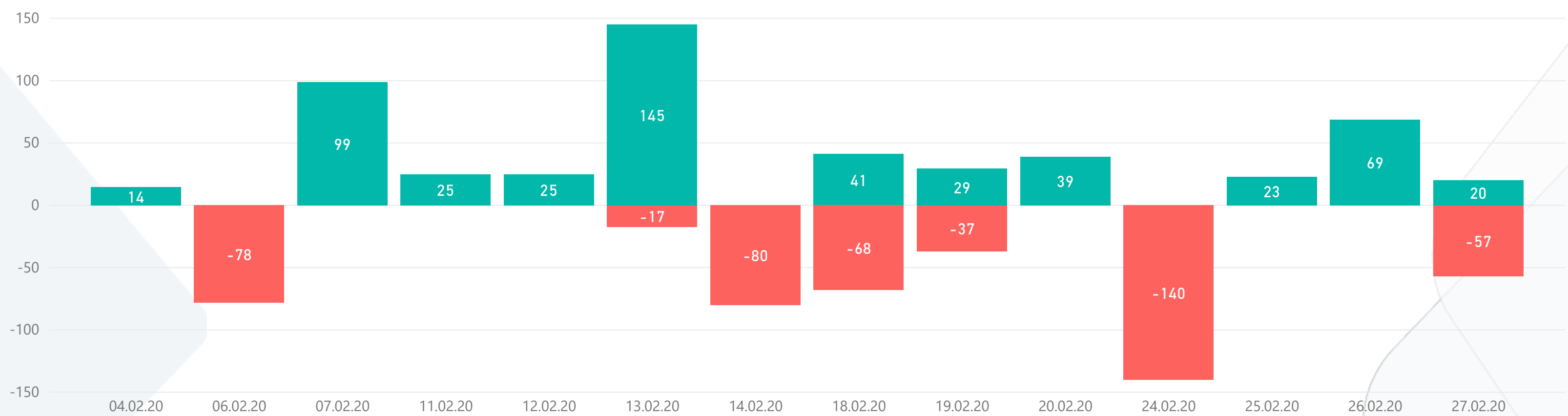
ALTFX REPORT 2020 FEBRUARY

-TOTAL PIPS-
53



1) WIN & LOSS CHART

Win/Loss ● Loss ● Win



2) TOP WIN & LOSS TRADES

| Signal Date | Pair | Buy Rate | Sell Rate | + Pips | Dur. (hours) |
|-------------|---------|----------|-----------|--------|--------------|
| 5.02.2020 | AUD/CAD | 0.8979 | 0.88800 | 99 | 50,8 |
| 12.02.2020 | GBP/CAD | 1.7209 | 1.74150 | 77 | 28,6 |
| 13.02.2020 | GBP/AUD | 1.9288 | 1.91300 | 48 | 1,0 |
| 13.02.2020 | NZD/USD | 0.6448 | 0.64 | 41 | 120,8 |
| 25.02.2020 | EUR/USD | 1.0856 | 1.09 | 40 | 24,7 |

| Signal Date | Pair | Buy Rate | Sell Rate | - Pips | Dur. (hours) |
|-------------|---------|----------|-----------|--------|--------------|
| 20.02.2020 | EUR/AUD | 1.6284 | 1.64240 | -140 | 82,3 |
| 5.02.2020 | USD/CHF | 0.9720 | 0.98000 | -80 | 208,5 |
| 4.02.2020 | EUR/USD | 1.1058 | 1.10 | -78 | 53,6 |
| 27.02.2020 | EUR/NZD | 1.7320 | 1.73770 | -57 | 6,7 |
| 18.02.2020 | EUR/CAD | 1.4360 | 1.43120 | -48 | 10,3 |

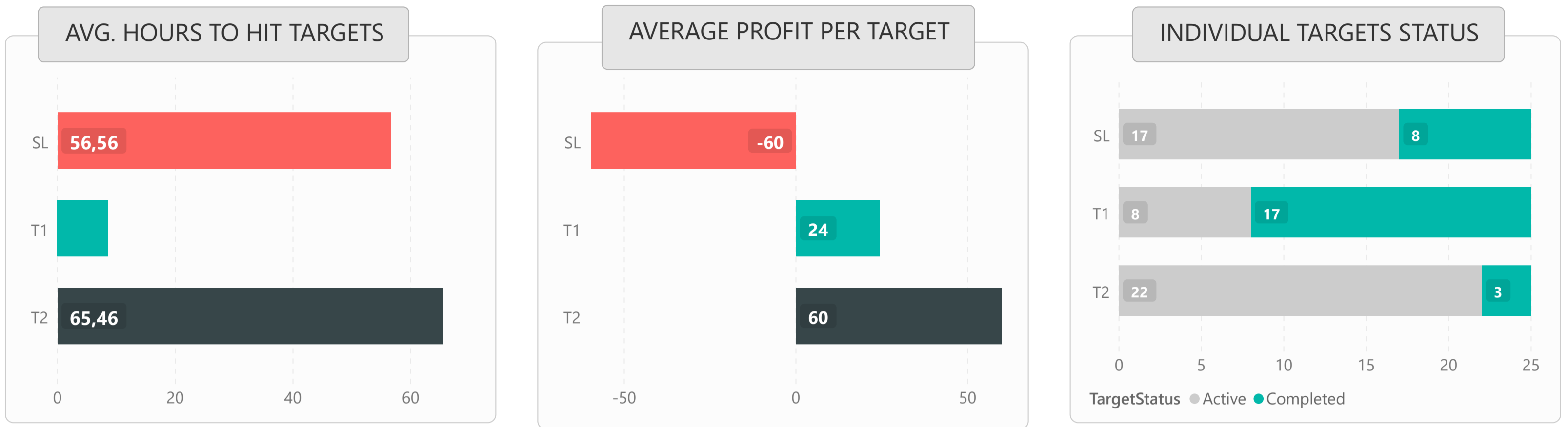


LIST OF ALL TRADES

| Signal Date | Currency | Long/Short | Buy Rate | T1 Rate | T2 Rate | SL Rate | Pips | Dur. (Hours) |
|-------------|----------|------------|-----------|-----------|-----------|-----------|------|--------------|
| 4.02.2020 | EUR/USD | Long | 1.1058 | 1.1075 | 1.1155 | 1.0980 | -78 | 268,1 |
| 4.02.2020 | CHF/JPY | Long | 112.620 | 112.765 | 113.565 | 112.000 | 14 | 10,8 |
| 5.02.2020 | USD/CHF | Short | 0.9720 | 0.9706 | 0.9626 | 0.9800 | -80 | 1042,4 |
| 5.02.2020 | AUD/CAD | Short | 0.8979 | 0.8956 | 0.8880 | 0.9041 | 99 | 254,0 |
| 11.02.2020 | EUR/CHF | Long | 1.0664 | 1.0721 | 1.0801 | 1.0647 | -17 | 250,6 |
| 11.02.2020 | USD/CAD | Short | 1.3279 | 1.3254 | 1.3200 | 1.3320 | 25 | 142,2 |
| 11.02.2020 | AUD/USD | Long | 0.6705 | 0.6730 | 0.6770 | 0.6656 | 25 | 22,2 |
| 12.02.2020 | GBP/CAD | Long | 1.7209 | 1.7286 | 1.7415 | 1.7130 | 77 | 143,2 |
| 13.02.2020 | NZD/USD | Short | 0.6448 | 0.6430 | 0.6407 | 0.6555 | 41 | 604,2 |
| 13.02.2020 | GBP/AUD | Short | 1.9288 | 1.9240 | 1.9130 | 1.9457 | 48 | 5,2 |
| 13.02.2020 | XAU/USD | Short | 1574.5000 | 1572.5000 | 1565.0000 | 1576.5000 | 20 | 1,6 |
| 18.02.2020 | NZD/USD | Long | 0.6408 | 0.6434 | 0.6555 | 0.6371 | -37 | 166,3 |
| 18.02.2020 | EUR/CAD | Long | 1.4360 | 1.4425 | 1.4568 | 1.4312 | -48 | 51,7 |
| 18.02.2020 | AUD/USD | Long | 0.6680 | 0.6700 | 0.6750 | 0.6652 | 20 | 86,4 |
| 18.02.2020 | NZD/CAD | Long | 0.8487 | 0.8500 | 0.8565 | 0.8467 | -20 | 38,4 |
| 19.02.2020 | USD/CAD | Short | 1.3235 | 1.3226 | 1.3146 | 1.3310 | 9 | 10,3 |
| 20.02.2020 | USD/CAD | Short | 1.3260 | 1.3238 | 1.3146 | 1.3314 | 22 | 18,2 |
| 20.02.2020 | EUR/AUD | Short | 1.6284 | 1.6222 | 1.6000 | 1.6424 | -140 | 411,4 |
| 20.02.2020 | EUR/JPY | Short | 120.771 | 120.600 | 118.676 | 121.457 | 17 | 23,7 |
| 25.02.2020 | EUR/USD | Long | 1.0856 | 1.0881 | 1.0896 | 1.0774 | 40 | 123,6 |
| 25.02.2020 | GBP/USD | Short | 1.2978 | 1.2955 | 1.2875 | 1.3044 | 23 | 11,5 |
| 26.02.2020 | AUD/NZD | Long | 1.0417 | 1.0430 | 1.0474 | 1.0388 | 13 | 4,5 |
| 26.02.2020 | EUR/JPY | Long | 120.050 | 120.210 | 120.910 | 119.360 | 16 | 8,7 |
| 27.02.2020 | EUR/NZD | Short | 1.7320 | 1.7272 | 1.7133 | 1.7377 | -57 | 33,4 |
| 27.02.2020 | EUR/CHF | Long | 1.0635 | 1.0655 | 1.0735 | 1.0540 | 20 | 31,0 |



1) DETAILED STATS OF TARGETS (T1, T2, T3 etc.)



2) TARGET DURATION vs PROFIT/LOSS SCATTER CHART

