


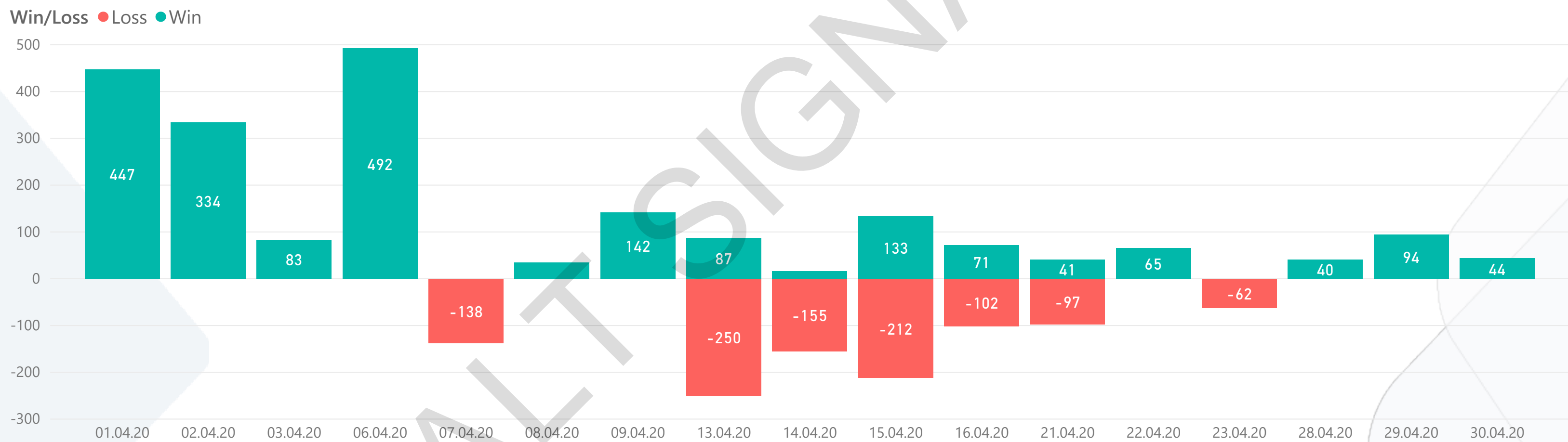


# ALTFX REPORT 2020 APRIL

~TOTAL PIPS~  
1108



## 1) WIN & LOSS CHART



## 2) TOP WIN & LOSS TRADES

Signal Date	Pair	Buy Rate	Sell Rate	+ Pips	Dur. (hours)
6.04.2020	NAS100/USD	7826.9000	7790.00	369	3,7
25.03.2020	USD/JPY	110.500	107.16100	334	199,1
1.04.2020	EUR/NZD	1.8550	1.78900	165	5,8
31.03.2020	EUR/JPY	118.950	117.50000	145	22,5
14.04.2020	XAU/USD	1722.0000	1681.32	120	23,6

Signal Date	Pair	Buy Rate	Sell Rate	- Pips	Dur. (hours)
9.04.2020	GBP/USD	1.2240	1.25	-250	94,0
14.04.2020	EUR/CAD	1.5168	1.53800	-212	30,9
14.04.2020	GBP/NZD	2.0547	2.07020	-155	5,8
21.04.2020	EUR/NZD	1.8118	1.82150	-97	3,5
6.04.2020	AUD/CAD	0.8590	0.86850	-95	23,6

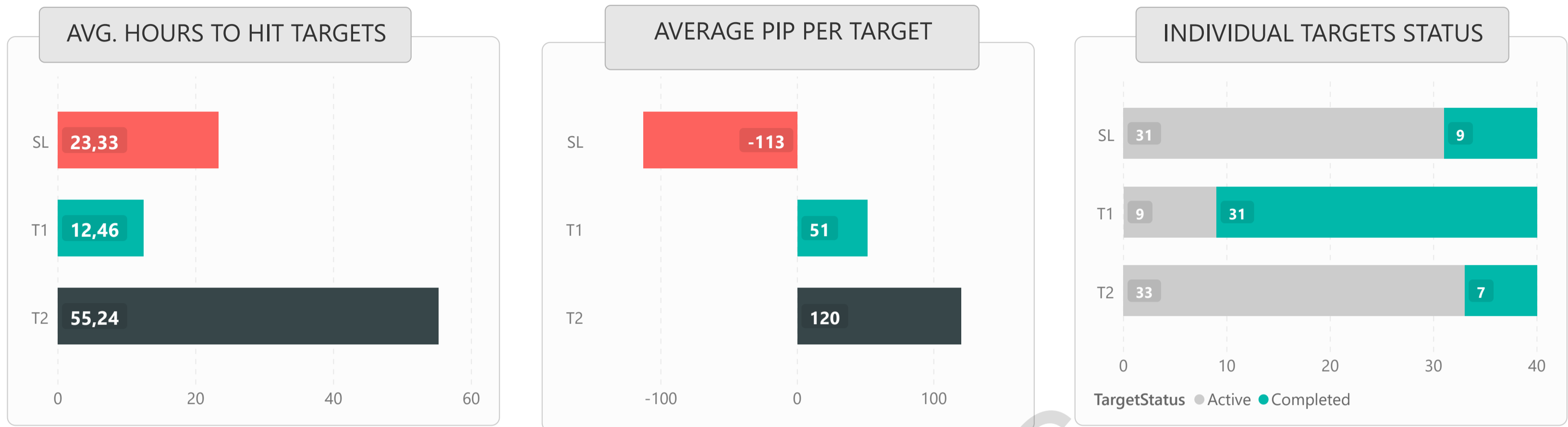


# LIST OF ALL TRADES

Signal Date	Currency	Long/Short	Buy Rate	T1 Rate	T2 Rate	SL Rate	Pips	Dur. (Hours)
25.03.2020	USD/JPY	Short	110.500	109.660	107.161	112.251	334	199,1
31.03.2020	AUD/USD	Short	0.6180	0.6150	0.6070	0.6250	110	22,2
31.03.2020	GBP/USD	Short	1.2320	1.2229	1.2200	1.2480	91	154,8
31.03.2020	EUR/JPY	Short	118.950	118.000	117.500	120.070	145	22,5
1.04.2020	AUD/CAD	Short	0.8613	0.8586	0.8506	0.8705	27	5,2
1.04.2020	EUR/NZD	Short	1.8550	1.8385	1.7890	1.9030	165	5,8
3.04.2020	GBP/CHF	Short	1.1991	1.1954	1.1909	1.2099	37	4,5
3.04.2020	GBP/CAD	Short	1.7418	1.7372	1.7309	1.7678	46	1,3
6.04.2020	NAS100/USD	Short	7826.9000	7790.0000		7872.0000	369	3,7
6.04.2020	AUD/CAD	Short	0.8590	0.8510	0.8430	0.8685	-95	23,6
6.04.2020	EUR/JPY	Long	117.630	117.950	118.680	116.380	32	1,5
7.04.2020	NAS100/USD	Short	8207.4000	8154.0000	8090.0000	8250.0000	-43	1,9
7.04.2020	EUR/JPY	Short	118.650	118.405	117.850	120.000	25	11,3
8.04.2020	AUD/CHF	Long	0.5965	0.5985	0.6048	0.5870	83	13,5
8.04.2020	USD/JPY	Short	108.860	108.320	107.988	109.600	87	120,3
8.04.2020	USD/CHF	Short	0.9711	0.9701	0.9621	0.9810	10	4,1
9.04.2020	GBP/USD	Short	1.2240	1.2340	1.2290	1.2490	-250	94,0
9.04.2020	USD/CHF	Short	0.9695	0.9685	0.9605	0.9800	10	2,8
9.04.2020	GBP/JPY	Long	135.260	135.750	138.000	133.830	49	3,0
14.04.2020	XAU/USD	Short	1722.0000	1710.0100	1681.3200	1751.9200	120	23,6
14.04.2020	GBP/NZD	Short	2.0547	2.0490	2.0400	2.0702	-155	5,8
14.04.2020	EUR/CAD	Short	1.5168	1.4988	1.4760	1.5380	-212	30,9
14.04.2020	USD/CHF	Short	0.9650	0.9634	0.9556	0.9750	16	0,4
14.04.2020	CHF/JPY	Short	111.350	111.220	110.400	112.200	13	21,0
15.04.2020	AUD/JPY	Short	67.800	67.440	67.150	68.200	-40	28,4
15.04.2020	GBP/USD	Short	1.2521	1.2500	1.2445	1.2590	21	8,1
16.04.2020	USD/JPY	Short	107.720	107.553	106.729	108.700	17	3,5
16.04.2020	GBP/CHF	Short	1.2075	1.2050	1.1988	1.2130	25	6,2
16.04.2020	EUR/JPY	Long	117.270	118.000	118.950	116.650	-62	5,6
16.04.2020	AUD/USD	Short	0.6314	0.6306	0.6226	0.6406	8	0,8
21.04.2020	CHF/JPY	Long	110.790	110.910	111.200	110.310	41	5,8
21.04.2020	EUR/NZD	Short	1.8118	1.8076	1.7970	1.8215	-97	3,5
22.04.2020	AUD/NZD	Short	1.0578	1.0549	1.0519	1.0640	-62	16,2
22.04.2020	AUD/CAD	Short	0.8970	0.8924	0.8747	0.9060	46	5,4
22.04.2020	NZD/JPY	Short	64.494	64.304	63.504	65.300	19	1,9
28.04.2020	USD/JPY	Short	107.110	107.006	106.708	107.500	40	3,3
28.04.2020	US30/USD	Long	24600.0000	24670.0000		24500.0000	70	22,9
29.04.2020	GBP/JPY	Short	132.721	132.477		133.200	24	1,1
30.04.2020	USD/CHF	Short	0.9733	0.9709		0.9810	24	2,3
30.04.2020	GBP/USD	Long	1.2470	1.2490		1.2387	20	2,2



# 1) DETAILED STATS OF TARGETS (T1, T2, T3 etc.)



# 2) TARGET DURATION vs PROFIT/LOSS SCATTER CHART

