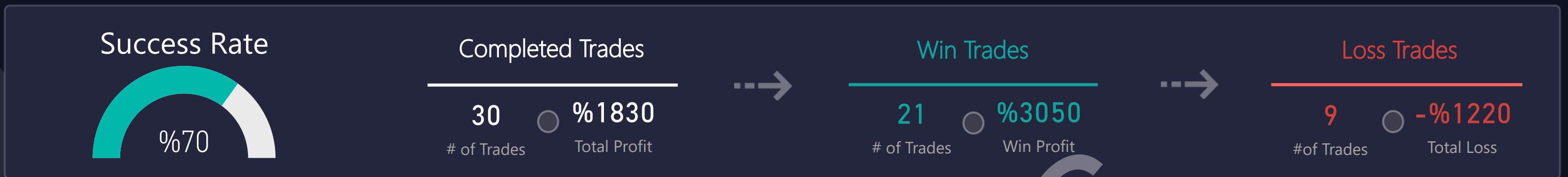


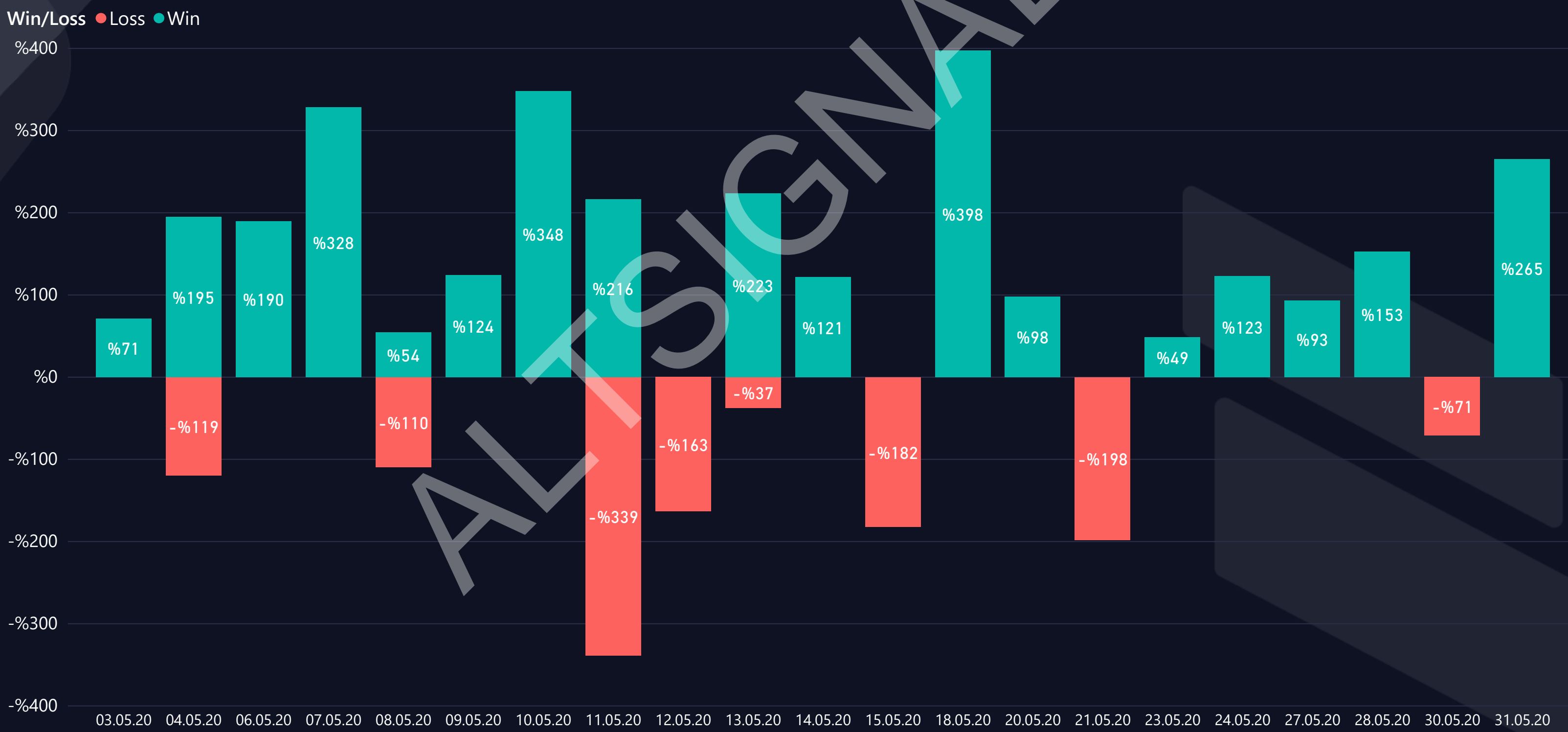


t.me/altsignals

ALTSIGNALS BITMEX/BYBIT VIP REPORT 2020 MAY



WIN & LOSS CHART



TOP WIN & LOSS TRADES

Signal Date	Pair	Final Profit	Tot. Dur. (hours)	Final Target
18.05.2020	XBT/USD	%398	0,1	T03
10.05.2020	XBT/USD	%348	0,3	T03
13.05.2020	XBT/USD	%223	3,7	T03
11.05.2020	XBT/USD	%216	1,0	T03
31.05.2020	XBT/USD	%211	0,8	T03

Signal Date	Pair	Loss	Tot. Dur. (Hours)
11.05.2020	XBT/USD	-%199	0,4
21.05.2020	XBT/USD	-%198	2,4
15.05.2020	XBT/USD	-%182	0,3
12.05.2020	XBT/USD	-%163	8,2
11.05.2020	XBT/USD	-%140	5,2

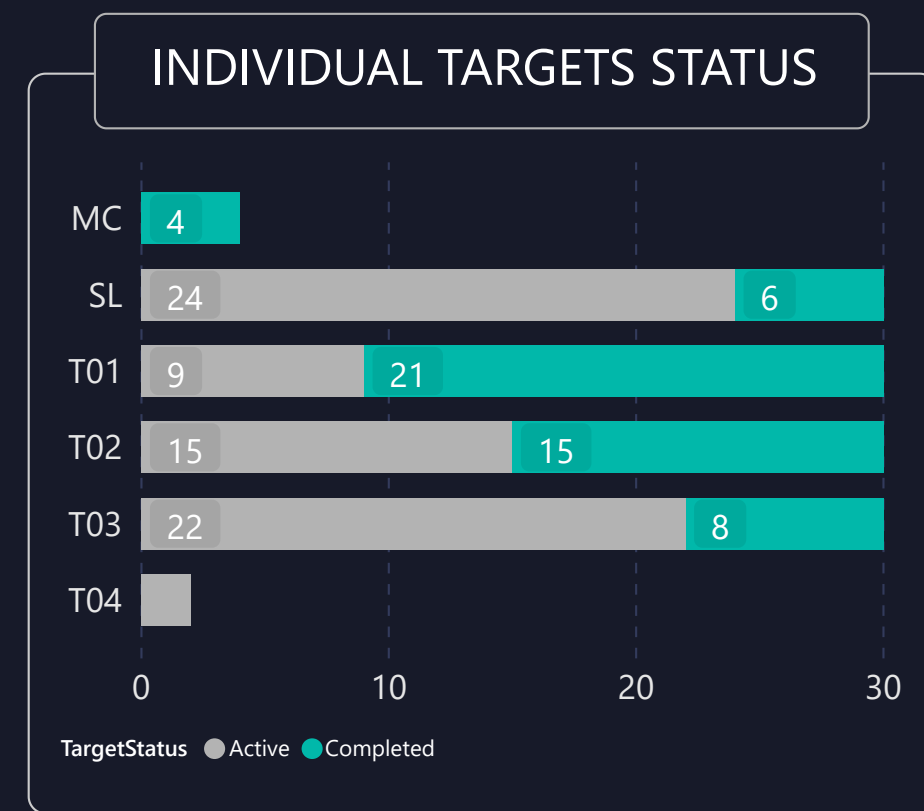
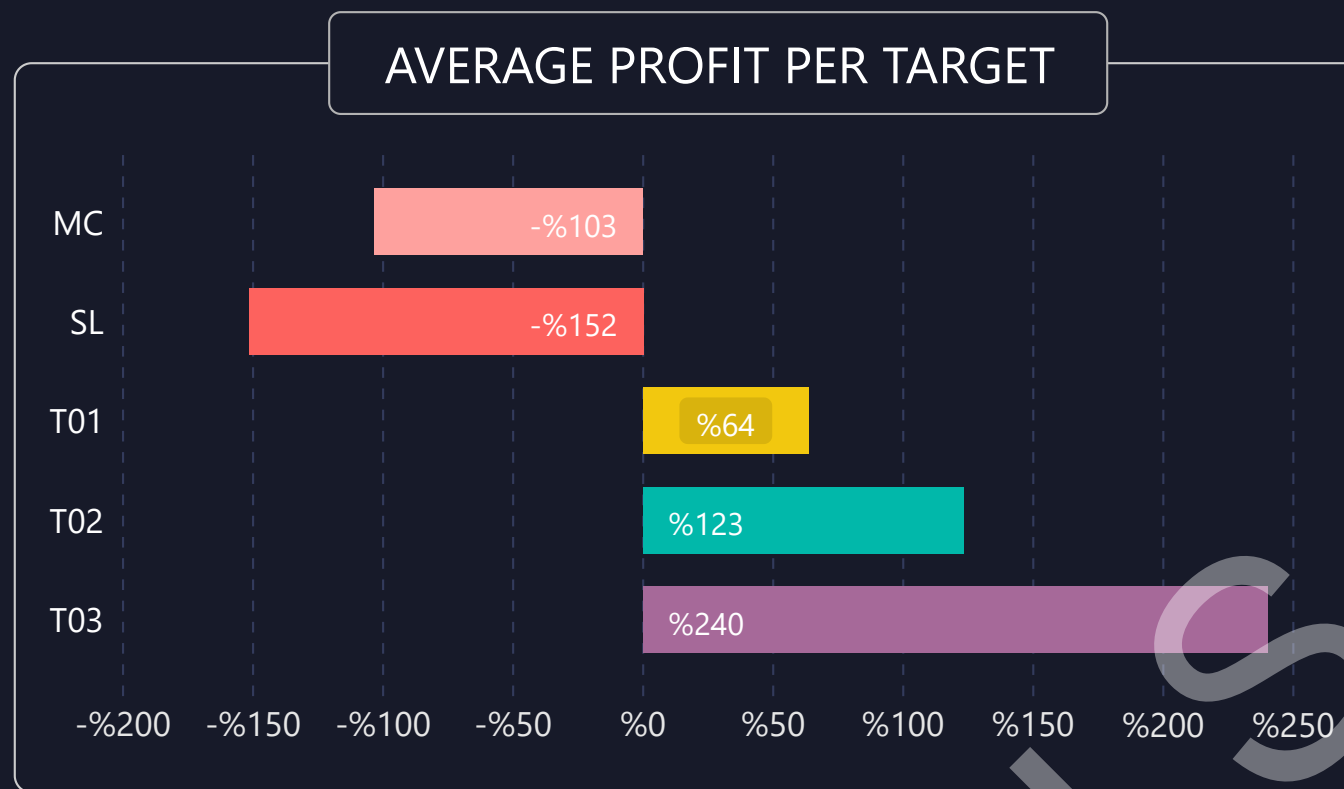
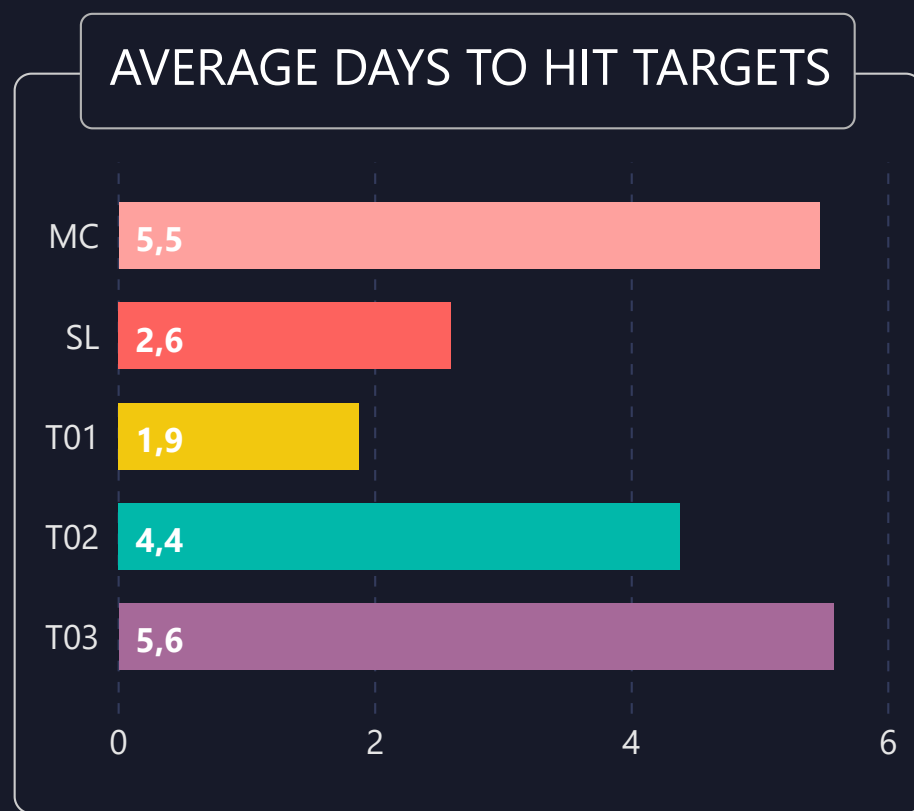


LIST OF ALL TRADES

Signal Date	Pair	Lev.	L/S	Buy Rate	T1 Rate	T2 Rate	T3 Rate	T4 Rate	SL Rate	Manual Close	Profit/Loss	Dur. (Hours)
3.05.2020	XBT/USD	100	Long	9125.0	9190.00	9240.00	9300.00	9400.00	8855.00		%71 ▲	0,1
3.05.2020	XBT/USD	100	Long	8833.0	8885.00	8950.00	9050.00		8600.00		%132 ▲	6,3
4.05.2020	XBT/USD	100	Long	8825.0	8880.00	8925.00	8980.00		8700.00	8781.50	%62 ▲	1,4
4.05.2020	XBT/USD	100	Short	8795.0	7720.00	7675.00	7580.00		8900.00		-%119 ▼	3,0
6.05.2020	XBT/USD	100	Long	9225.0	9280.00	9330.00	9400.00		9100.00		%190 ▲	1,2
7.05.2020	XBT/USD	100	Long	9210.0	9265.00	9300.00	9400.00		9080.00		%206 ▲	11,9
7.05.2020	XBT/USD	100	Long	9830.0	9900.00	9950.00	10100.00		9750.00		%122 ▲	1,9
8.05.2020	XBT/USD	100	Long	9993.0	10100.00	10150.00	10300.00		9780.00	9883.50	-%110 ▼	5,1
8.05.2020	ETH/USD	50	Long	211.7	213.00	214.00	216.00	219.00	208.50		%54 ▲	2,3
9.05.2020	XBT/USD	100	Long	9650.0	9740.00	9770.00	9850.00		9500.00		%124 ▲	4,2
10.05.2020	XBT/USD	100	Long	8475.0	8565.00	8600.00	8770.00		8360.00		%348 ▲	0,3
11.05.2020	XBT/USD	100	Long	8742.5	8820.00	8860.00	8950.00		8620.00		-%140 ▼	5,2
11.05.2020	XBT/USD	100	Long	8790.0	8860.00	8900.00	8980.00		8600.00		%216 ▲	1,0
11.05.2020	XBT/USD	100	Long	8550.0	8650.00	8740.00	8900.00		8380.00		-%199 ▼	0,4
12.05.2020	XBT/USD	100	Short	8610.0	8510.00	8470.00	8350.00		8850.00	8750.50	-%163 ▼	8,2
13.05.2020	XBT/USD	100	Long	8950.0	9000.00	9040.00	9150.00		8800.00		%223 ▲	3,7
13.05.2020	XBT/USD	100	Short	9097.5	9020.00	8980.00	8880.00		9240.00	9131.50	-%37 ▼	3,1
14.05.2020	XBT/USD	100	Long	9672.5	9750.00	9790.00	9900.00		9395.00		%121 ▲	1,3
15.05.2020	XBT/USD	100	Long	9340.0	938.00	9490.00	9700.00		9170.00		-%182 ▼	0,3
18.05.2020	XBT/USD	100	Short	9685.0	9640.00	9390.00	9300.00		9840.00		%398 ▲	0,1
20.05.2020	XBT/USD	100	Long	9754.5	9850.00	9890.00	9970.00		9550.00		%98 ▲	6,0
21.05.2020	XBT/USD	100	Long	9335.0	9410.00	9450.00	9650.00		9150.00		-%198 ▼	2,4
23.05.2020	XBT/USD	100	Long	9225.0	9270.00	9330.00	9400.00		9100.00		%49 ▲	0,6
23.05.2020	XBT/USD	100	Long	9167.5	9240.00	9280.00	9350.00		9080.00		%123 ▲	15,6
27.05.2020	ETH/USD	50	Long	206.2	208.40	210.00	211.50		203.50		%130 ▲	25,7
27.05.2020	ADA/BTC	20	Short	0.00000607	0.00000600	0.00000590	0.00000570		0.00000615		%23 ▲	10,0
27.05.2020	XBT/USD	100	Long	9135.0	9180.00	9220.00	9300.00		9000.00		%93 ▲	3,9
30.05.2020	XBT/USD	100	Long	9522.5	9590.00	9630.00	9750.00		9455.00		-%71 ▼	4,2
31.05.2020	XBT/USD	100	Long	9490.0	9540.00	9580.00	9690.00		9390.00		%211 ▲	0,8
31.05.2020	XBT/USD	100	Long	9578.0	9630.00	9680.00	9800.00		9470.00		%54 ▲	1,3



1) DETAILED STATS OF TARGETS (T1, T2, T3 etc.)



2) TARGET DURATION vs PROFIT/LOSS SCATTER CHART

Targets ● MC ● SL ● T01 ● T02 ● T03

