



t.me/altsignals

ALTSIGNALS BITMEX VIP REPORT 2020 JUNE



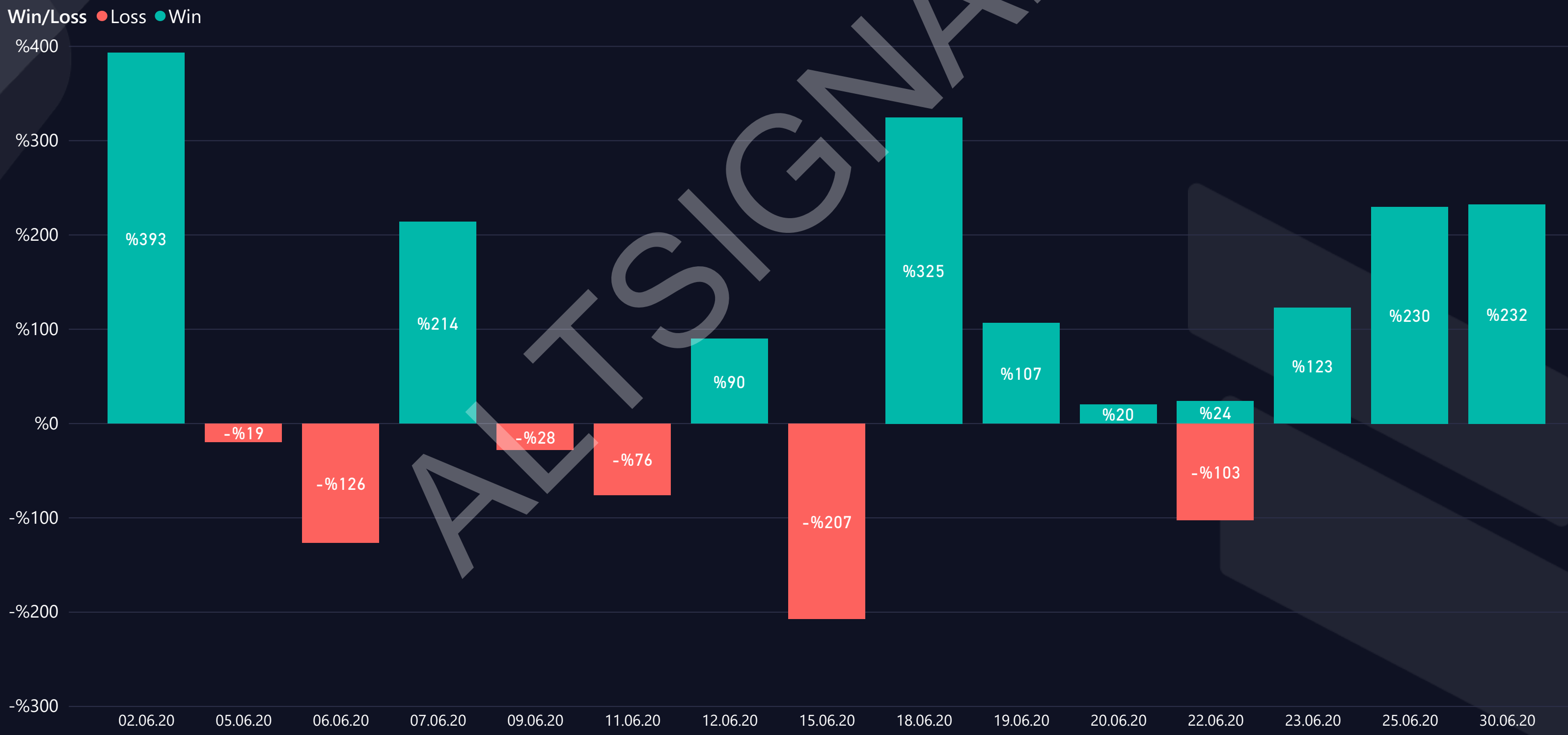
Success Rate: %61

Completed Trades: 18 # of Trades, %1199 Total Profit

Win Trades: 11 # of Trades, %1758 Win Profit

Loss Trades: 7 # of Trades, -%559 Total Loss

WIN & LOSS CHART



TOP WIN & LOSS TRADES

Signal Date	Pair	Final Profit	Tot. Dur. (hours)	Final Target
1.06.2020	XBT/USD	%329	10,6	T03
7.06.2020	XBT/USD	%325	259,4	MC
28.06.2020	XBT/USD	%232	37,8	T03
24.06.2020	XBT/USD	%230	16,1	T03
7.06.2020	XBT/USD	%214	2,6	T03

Signal Date	Pair	Loss	Tot. Dur. (Hours)
15.06.2020	XBT/USD	-%207	7,4
6.06.2020	XBT/USD	-%126	4,5
22.06.2020	XBT/USD	-%88	6,7
11.06.2020	XBT/USD	-%76	3,8
9.06.2020	XBT/USD	-%28	11,4



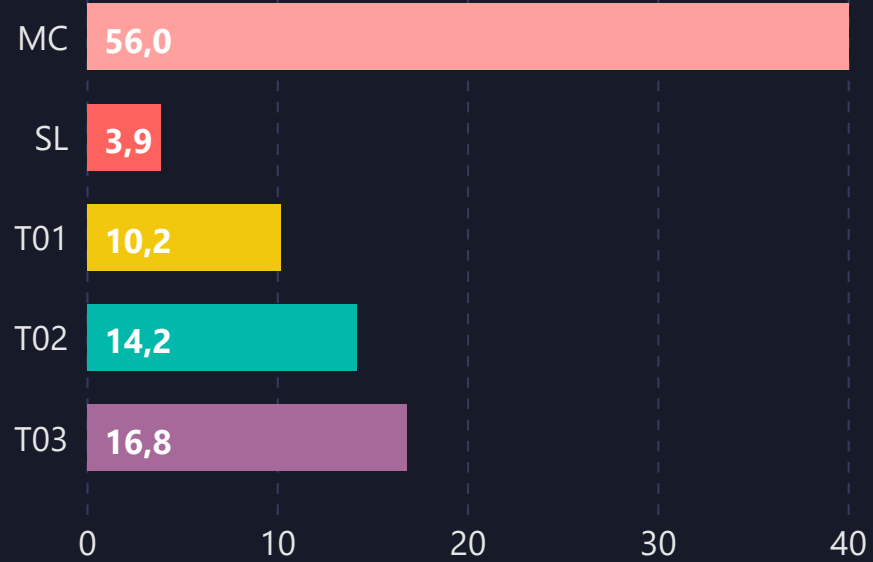
LIST OF ALL TRADES

Signal Date	Pair	Lev.	L/S	Buy Rate	T1 Rate	T2 Rate	T3 Rate	SL Rate	Manual Close	Profit/Loss	Dur. (Hours)
1.06.2020	XBT/USD	100	Long	9565.0	9640.000	9675.000	9880.000	9490.000		%329 ▲	10,6
2.06.2020	XBT/USD	100	Short	10195.0	10130.000	10080.000	9950.000	10350.000	10155.000	%64 ▲	1,5
5.06.2020	XBT/USD	100	Long	9837.5	9900.000	9965.000	10080.000	9740.000	9818.500	-%19 ▼	0,2
6.06.2020	XBT/USD	100	Long	9702.5	9780.000	9830.000	9950.000	9580.000		-%126 ▼	4,5
7.06.2020	XBT/USD	100	Short	9733.0	8700.000	6900.000		10470.000	9417.000	%325 ▲	259,4
7.06.2020	XBT/USD	100	Short	9585.0	9535.000	9480.000	9380.000	9850.000		%214 ▲	2,6
9.06.2020	XBT/USD	100	Short	9667.5	9580.000	9520.000	9380.000	9850.000	9694.500	-%28 ▼	11,4
11.06.2020	XBT/USD	100	Long	9789.0	9855.000	9890.000	9990.000	9715.000		-%76 ▼	3,8
12.06.2020	XBT/USD	100	Long	9445.0	9490.000	9530.000	9650.000	9200.000		%90 ▲	4,4
15.06.2020	XBT/USD	100	Short	8985.0	8900.000	8850.000	8700.000	9300.000	9171.000	-%207 ▼	7,4
19.06.2020	BCH/BTC	20	Long	0.02505000	0.02520000	0.02535000	0.02555000	0.02470000		%24 ▲	80,6
19.06.2020	XBT/USD	100	Short	9370.0	9320.000	9270.000	9150.000	9550.000	9420.000	%107 ▲	5,6
20.06.2020	LTC/BTC	33	Short	0.00459300	0.00456500	0.00452900	0.00447600	0.00470300		%20 ▲	0,6
22.06.2020	XBT/USD	100	Short	9322.5	9250.000	9200.000	9100.000	9405.000		-%88 ▼	6,7
22.06.2020	ADA/BTC	20	Long	0.00000856	0.00000862	0.00000870	0.00000878	0.00000850		-%14 ▼	0,5
22.06.2020	XBT/USD	100	Long	9572.5	9650.000	9690.000	9800.000	9400.000		%123 ▲	2,5
24.06.2020	XBT/USD	100	Short	9355.0	9300.000	9255.000	9140.000	9540.000		%230 ▲	16,1
28.06.2020	XBT/USD	100	Long	8991.0	9040.000	9090.000	9200.000	8870.000		%232 ▲	37,8

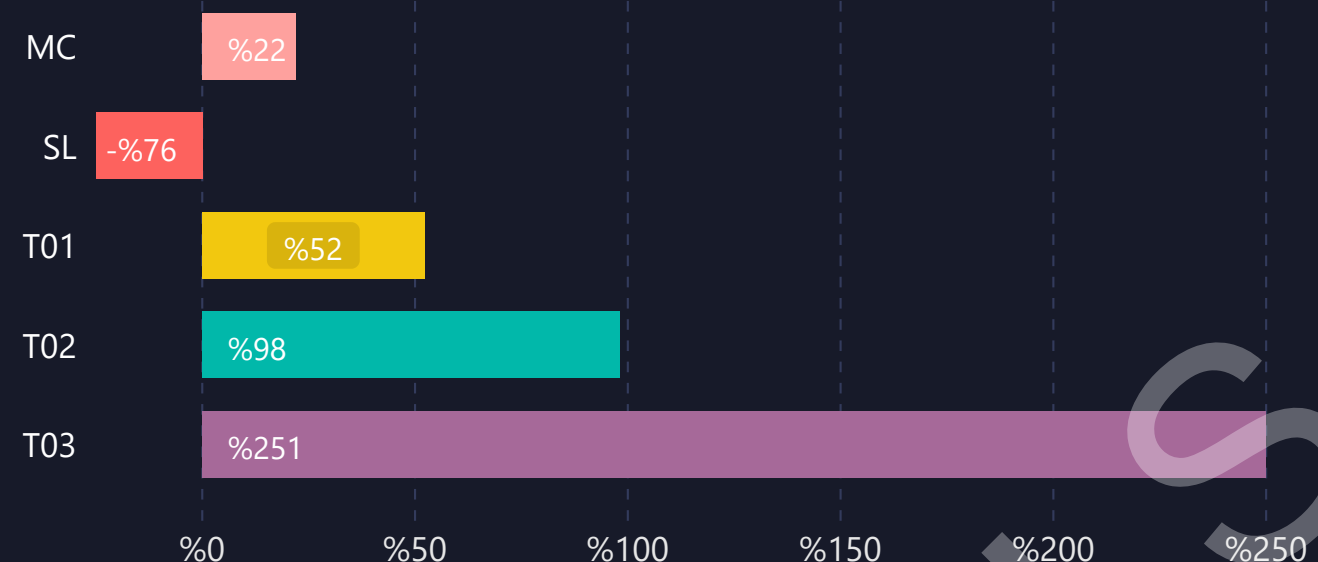


1) DETAILED STATS OF TARGETS (T1, T2, T3 etc.)

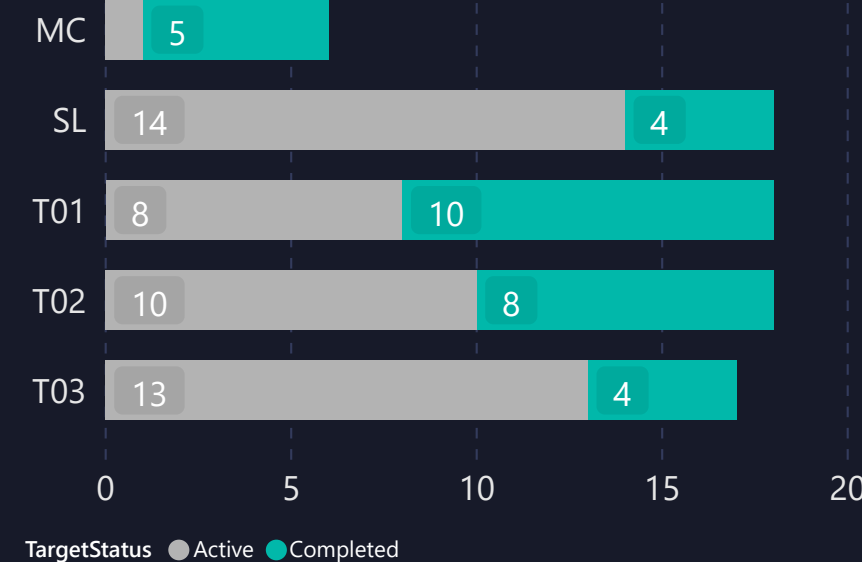
AVERAGE HOURS TO HIT TARGETS



AVERAGE PROFIT PER TARGET



INDIVIDUAL TARGETS STATUS



2) TARGET DURATION vs PROFIT/LOSS SCATTER CHART

Targets ● MC ● SL ● T01 ● T02 ● T03

