

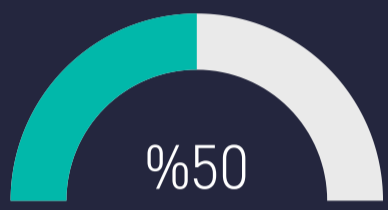


t.me/altsignals

# ALTSIGNALS BITMEX VIP REPORT 2020 AUGUST



Success Rate



Completed Trades

18 # of Trades  
-%107 Total Profit

Win Trades

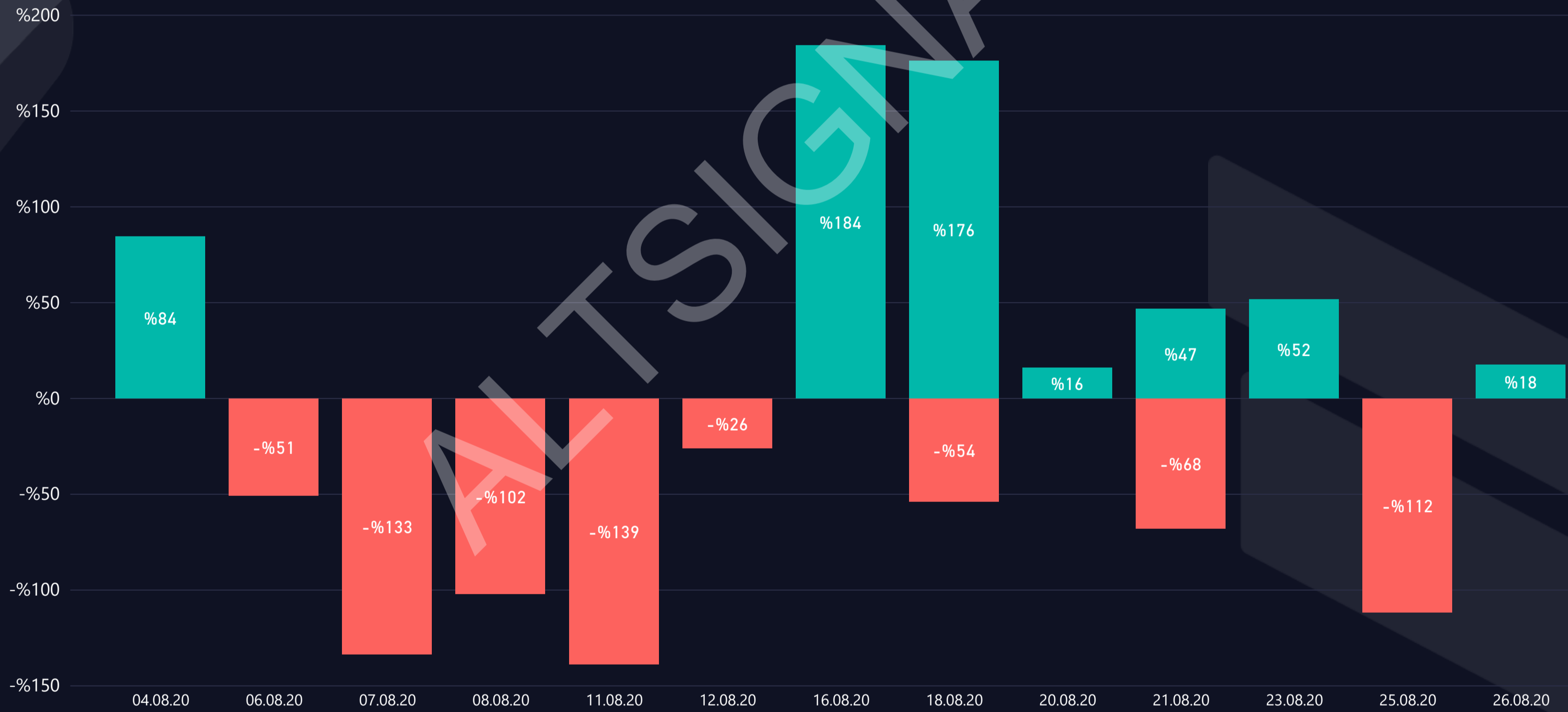
9 # of Trades  
%577 Win Profit

Loss Trades

9 # of Trades  
-%684 Total Loss

## WIN & LOSS CHART

Win/Loss ● Loss ● Win



## TOP WIN & LOSS TRADES

Signal Date	Pair	Final Profit	Tot. Dur. (hours)	Final Target
18.08.2020	XBT/USD	%130	2,1	MC
15.08.2020	XBT/USD	%114	6,5	T02
4.08.2020	XBT/USD	%84	0,6	T01
16.08.2020	XBT/USD	%70	1,1	MC
22.08.2020	XBT/USD	%52	20,2	T01

Signal Date	Pair	Loss	Tot. Dur. (Hours)
10.08.2020	XBT/USD	-%139	16,1
6.08.2020	XBT/USD	-%133	5,2
8.08.2020	XBT/USD	-%102	3,2
21.08.2020	XBT/USD	-%68	1,2
25.08.2020	XBT/USD	-%57	0,5



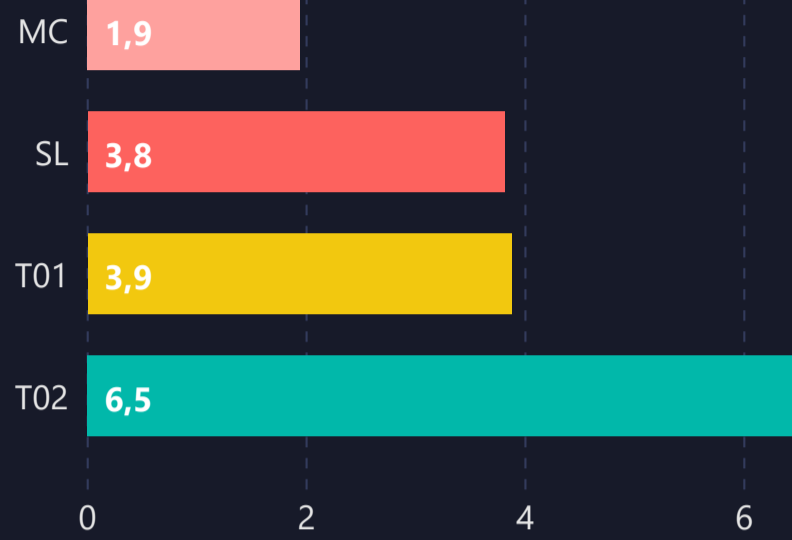
# LIST OF ALL TRADES

Signal Date	Pair	Lev.	L/S	Buy Rate	T1 Rate	T2 Rate	T3 Rate	SL Rate	Manual Close	Profit/Loss	Dur. (Hours)
4.08.2020	XBT/USD	100	Short	11134.0	11040.000	10940.000	10755.000	11126.000		%84 ▲	0,6
6.08.2020	XBT/USD	100	Long	11860.0	11907.000	11940.000	11982.000	11800.000		-%51 ▼	0,4
6.08.2020	XBT/USD	100	Long	11807.5	11930.000	12050.000		11650.000		-%133 ▼	5,2
8.08.2020	XBT/USD	100	Long	11770.0	11860.000	12035.000		11650.000		-%102 ▼	3,2
10.08.2020	XBT/USD	100	Long	11895.0	12000.000	12080.000		11730.000		-%139 ▼	16,1
12.08.2020	XBT/USD	100	Long	11520.0	11580.000	11648.000		11330.000	11490.048	-%26 ▼	2,0
15.08.2020	XBT/USD	100	Long	11815.0	11900.000	11950.000		11652.000		%114 ▲	6,5
16.08.2020	XBT/USD	100	Long	11810.0	11975.000			11640.000	11892.670	%70 ▲	1,1
18.08.2020	XBT/USD	100	Long	12270.0	12390.000			12204.000		-%54 ▼	3,8
18.08.2020	XBT/USD	100	Long	12235.0	11976.000			12300.000	12394.055	%130 ▲	2,1
18.08.2020	XBT/USD	100	Long	11890.0	11945.000			11745.000		%46 ▲	0,1
20.08.2020	XBT/USD	100	Long	11780.0	12030.000			11799.000	11799.000	%16 ▲	2,6
21.08.2020	XBT/USD	100	Long	11770.0	11870.000			11690.000		-%68 ▼	1,2
21.08.2020	XBT/USD	100	Short	11755.0	11700.000	11400.000	11000.000	11850.000		%47 ▲	1,0
22.08.2020	XBT/USD	100	Short	11610.0	11550.000	11400.000	11200.000	11700.000		%52 ▲	20,2
25.08.2020	XBT/USD	100	Long	11540.0	11710.000	11820.000		11477.000		-%55 ▼	0,0
25.08.2020	XBT/USD	100	Long	11415.0	11470.000	11550.000	11700.000	11350.000		-%57 ▼	0,5
26.08.2020	XBT/USD	35	Long	11492.0	11550.000	11600.000		11280.000		%18 ▲	0,6

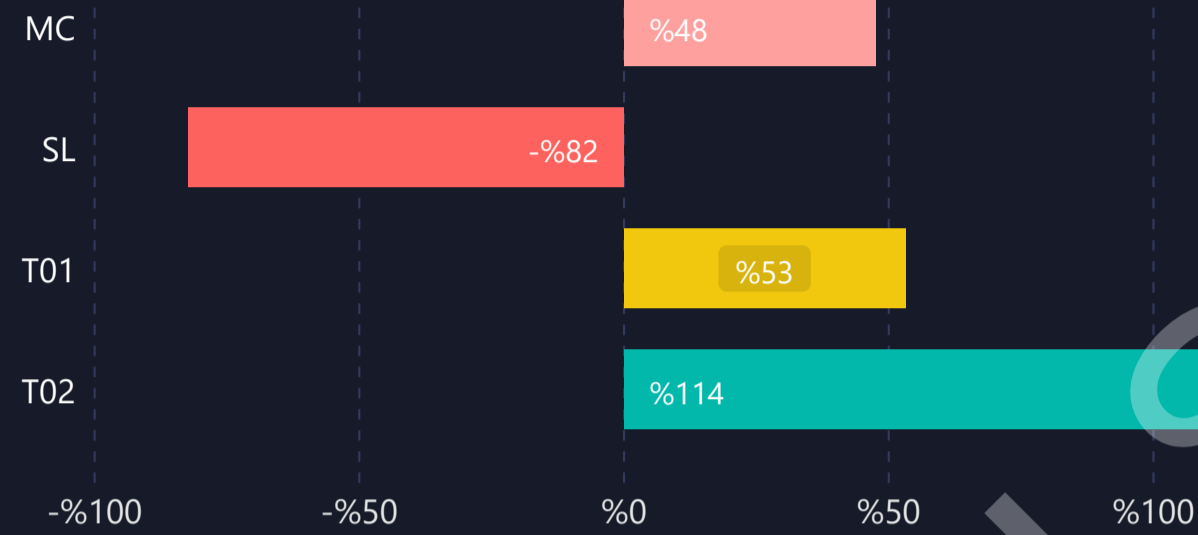


# 1) DETAILED STATS OF TARGETS (T1, T2, T3 etc.)

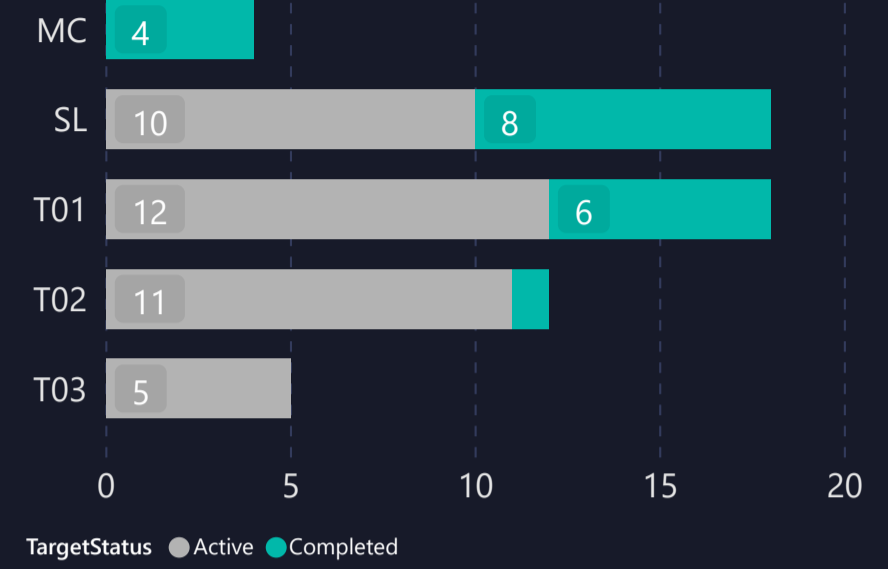
### AVERAGE HOURS TO HIT TARGETS



### AVERAGE PROFIT PER TARGET



### INDIVIDUAL TARGETS STATUS



# 2) TARGET DURATION vs PROFIT/LOSS SCATTER CHART

Targets ● MC ● SL ● T01 ● T02

