



t.me/altsignals

# ALTSIGNALS BINANCE VIP REPORT 2020 SEPTEMBER



Success Rate



Completed Trades

10 # of Signals  
-%47 Total Profit

Win Trades

2 # of Trades  
%16 Win Profit

Loss Trades

8 # of Trades  
-%63 Loss Rate

## WIN & LOSS CHART

Win/Loss ● Loss ● Win



## TOP WIN & LOSS TRADES

Signal Date	Pair	Final Profit	Tot. Dur. (days)	Final Target
10.09.2020	HIVE/BTC	%7,9	2	T01
3.09.2020	RDN/BTC	%7,6	1	T01

Signal Date	Pair	Trade Loss	Tot. Dur. (days)
19.09.2020	DLT/BTC	-%10,6	3
8.09.2020	ARDR/BTC	-%7,5	1
10.09.2020	NMR/BTC	-%7,5	5
3.09.2020	VET/BTC	-%7,5	1
7.09.2020	SNM/BTC	-%7,5	1

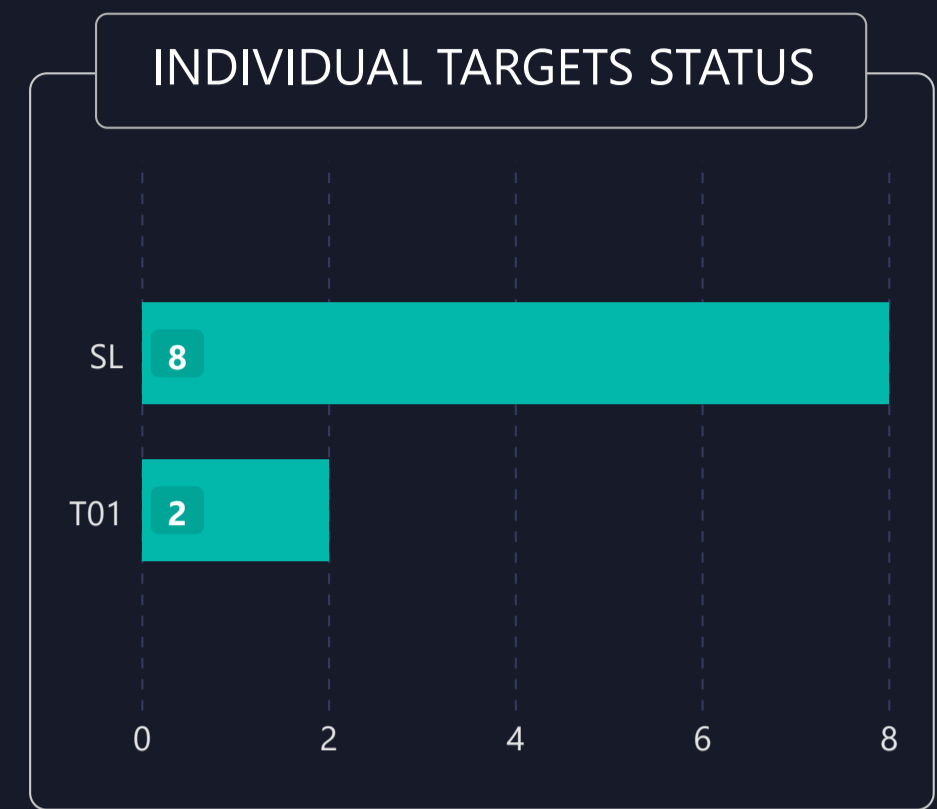
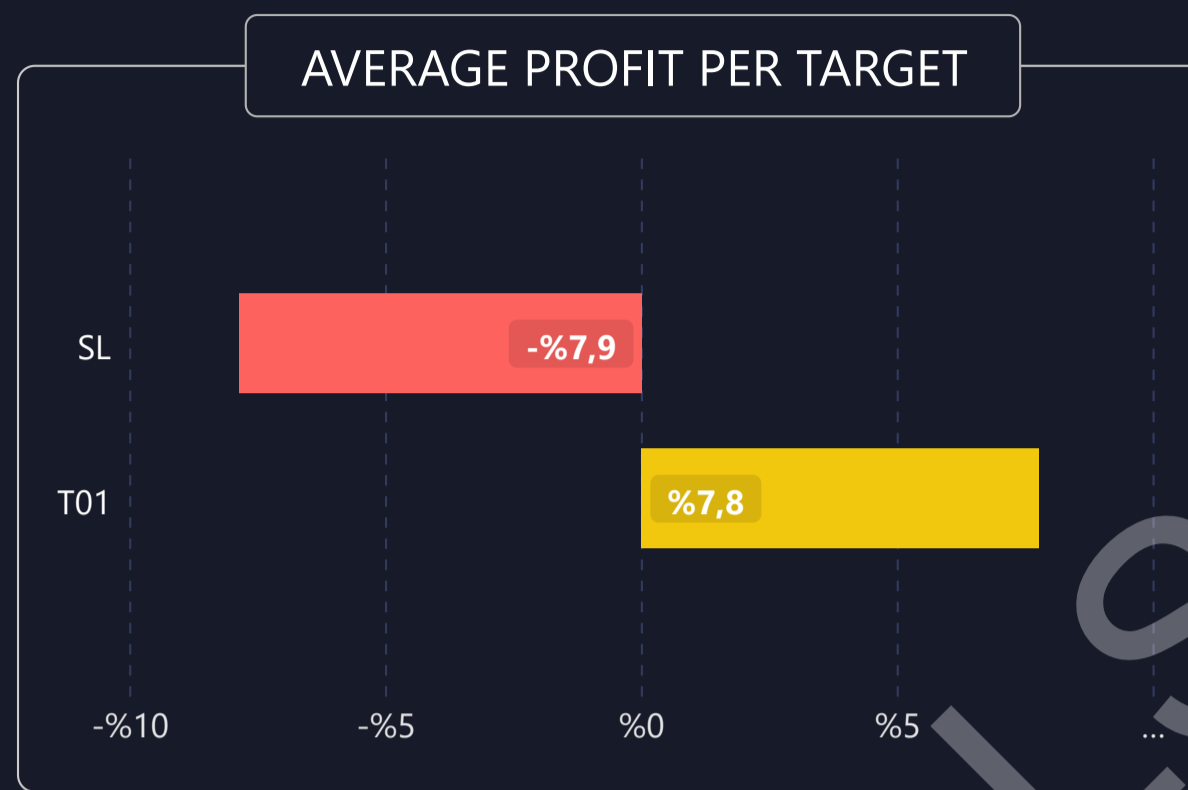
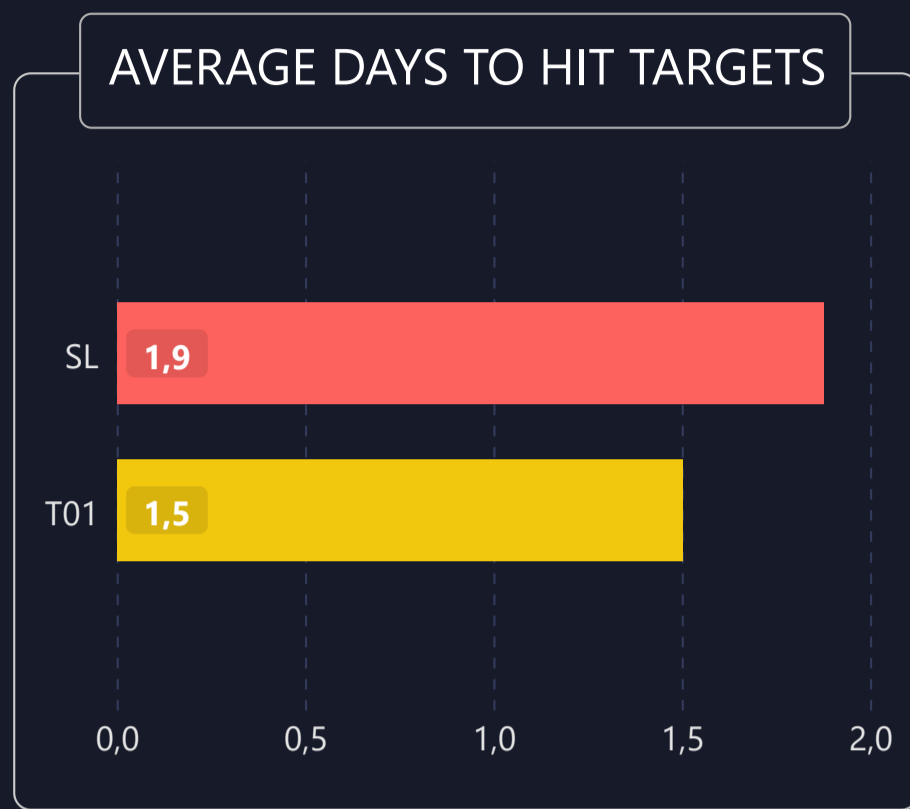


# LIST OF ALL TRADES

Signal Date	Pair	Buy Rate	Target 1	Target 2	Target 3	Target 4	Stop Loss	Manual Close	Final Profit/Loss	Total Dur. (Hours)
3.09.2020	PNT/BTC	0.00007779	0.00008391	0.00008719	0.00009582		0.00007194		-%7,5 ▼	
3.09.2020	RDN/BTC	0.00003530	0.00003800	0.00004000	0.00004800		0.00003205		%7,6 ▲	
3.09.2020	VET/BTC	0.00000147	0.00000158	0.00000165	0.00000181		0.00000136		-%7,5 ▼	
7.09.2020	SNM/BTC	0.00000147	0.00000158	0.00000165	0.00000181		0.00000136		-%7,5 ▼	
8.09.2020	ARDR/BTC	0.00000591	0.00000637	0.00000662	0.00000727		0.00000546		-%7,5 ▼	
10.09.2020	HIVE/BTC	0.00001778	0.00001918	0.00001993	0.00002190		0.00001644		%7,9 ▲	
10.09.2020	NMR/BTC	0.00003653	0.00003940	0.00004094	0.00004499		0.00003378		-%7,5 ▼	
15.09.2020	BLZ/BTC	0.00001193	0.00001286	0.00001337	0.00001469		0.00001103		-%7,5 ▼	
19.09.2020	DLT/BTC	0.00000396	0.00000413	0.00000429	0.00000472		0.00000354		-%10,6 ▼	
20.09.2020	BCPT/BTC	0.00000173	0.00000186	0.00000193	0.00000213		0.00000160		-%7,2 ▼	



# 1) DETAILED STATS OF TARGETS (T1, T2, T3 etc.)



# 2) TARGET DURATION vs PROFIT/LOSS SCATTER CHART

Targets ● SL ● T01

