



t.me/altsignals

# ALTSIGNALS BINANCE FUTURES VIP REPORT 2020 DECEMBER



**Success Rate**

%54,0

**Completed Trades**

63 # of Signals

%1923 Total Profit

**Win Trades**

34 # of Trades

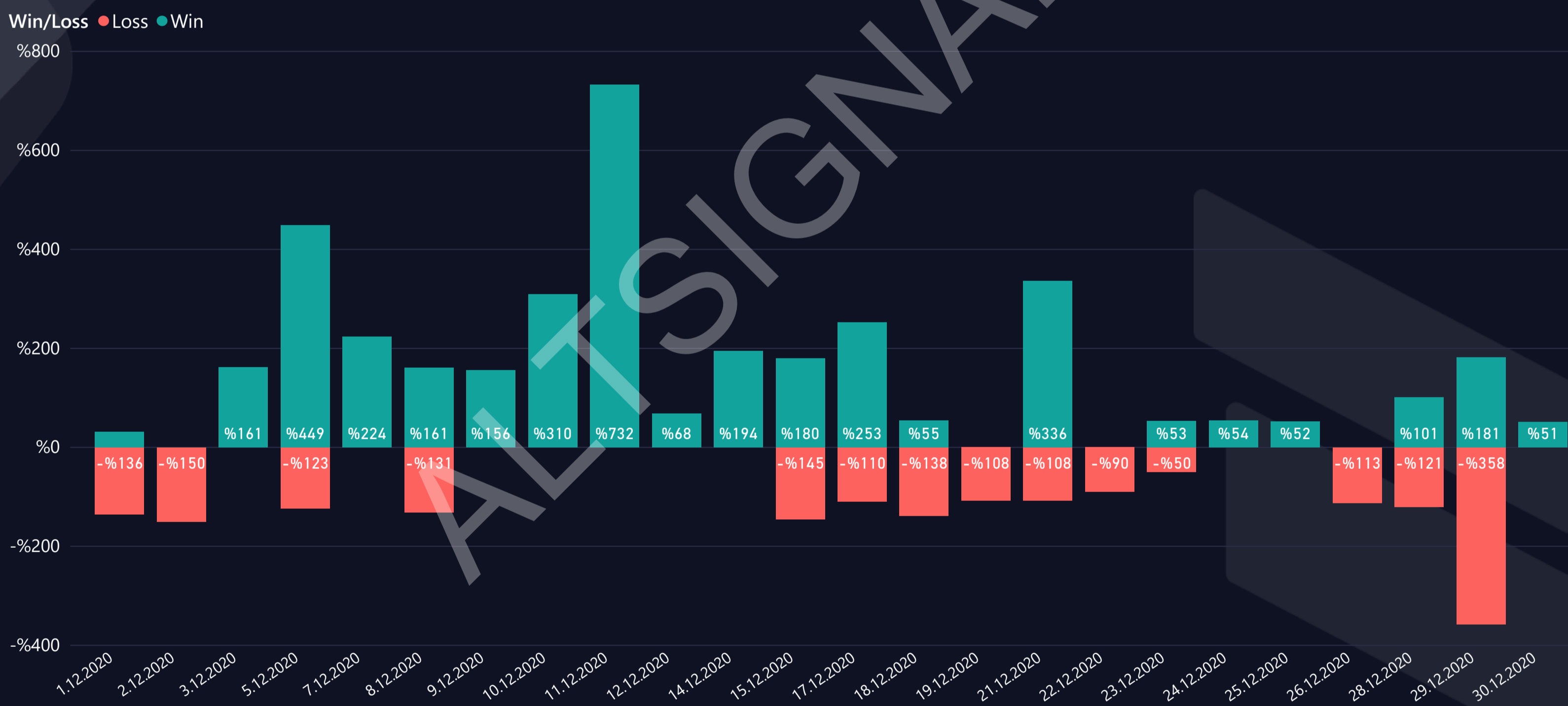
%3803 Win Profit

**Loss Trades**

29 # of Trades

-%1880 Loss Rate

## WIN & LOSS CHART



## TOP WIN & LOSS TRADES

Realization Date	Pair	Final Profit	Duration (days)	Final Target
21.12.2020	BTC/USDT	%336,3	1,08	T03
10.12.2020	BTC/USDT	%309,8	1,61	T03
17.12.2020	BTC/USDT	%252,9	1,02	T02
11.12.2020	BTC/USDT	%249,4	1,23	T03
5.12.2020	BTC/USDT	%243,0	1,41	MC

Relization Date	Pair	Total Loss	Duration (days)
18.12.2020	BTC/USDT	-%138,0	1,05
8.12.2020	BTC/USDT	-%131,4	1,18
5.12.2020	BTC/USDT	-%123,4	1,02
28.12.2020	ETH/USDT	-%120,6	1,03
26.12.2020	BTC/USDT	-%112,6	1,01



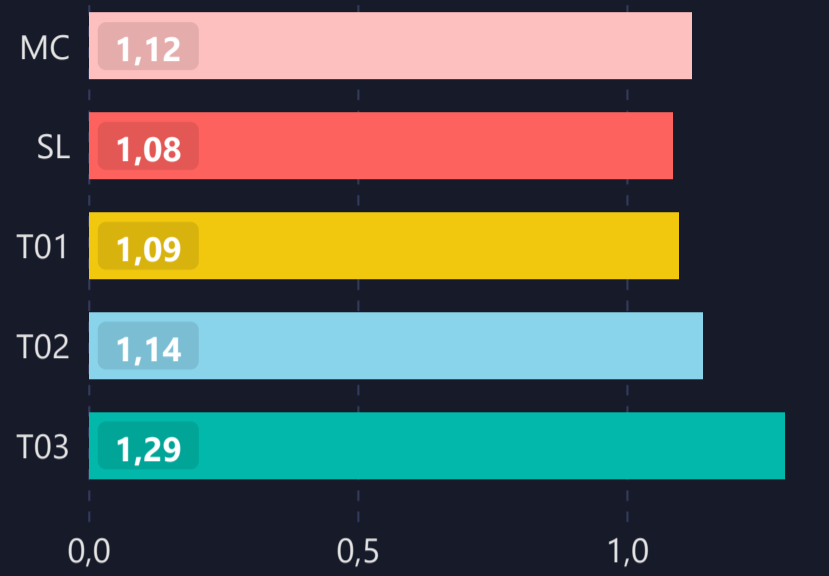
# LIST OF ALL TRADES

Signal Date	Pair	Leverage	Buy Rate	Target 1	Target 2	Target 3	Stop Loss	Manual Close	Duration (Hours)	Final Profit/Loss
1.12.2020	BTC/USDT	10	18945.0000	19350.0000	19500.0000		18500.00000		1,15	-%23,5 ▼
1.12.2020	BTC/USDT	5	19415.0000	18200.0000			20400.00000		1,67	%31,3 ▲
1.12.2020	COMP/USDT	10	115.8000	140.0000			109.50000		1,08	-%54,4 ▼
1.12.2020	DASH/USDT	20	114.5000	118.0000			111.40000		1,04	-%54,1 ▼
1.12.2020	ETH/USDT	5	608.0000	800.0000			575.00000		1,64	-%27,1 ▼
2.12.2020	BAL/USDT	20	13.9140	14.1949			13.69488		1,03	-%31,5 ▼
2.12.2020	BTC/USDT	10	18750.0000	19350.0000	19500.0000		18650.00000		1,00	-%5,3 ▼
2.12.2020	BTC/USDT	10	19130.0000	19575.0000	19675.0000		18600.00000	18800.0000	1,28	-%17,3 ▼
2.12.2020	ETH/USDT	10	596.6000	615.0000			583.00000		2,10	%30,8 ▲
2.12.2020	LINK/USDT	10	13.7900	14.3200			13.40000		1,04	-%28,3 ▼
2.12.2020	RSR/USDT	5	0.0207	0.0220			0.02021		1,02	-%12,8 ▼
2.12.2020	SUSHI/USDT	10	2.1290	2.0300			2.16570		1,02	-%17,2 ▼
2.12.2020	XRP/USDT	5	0.6230	0.6590			0.60550		1,33	-%14,0 ▼
3.12.2020	BTC/USDT	125	19300.0000	19400.0000	19600.0000	19800.0000	19100.00000		1,01	%64,8 ▲
3.12.2020	BTC/USDT	128	19440.0000	19340.0000	19200.0000	19050.0000	19600.00000		1,02	%65,8 ▲
4.12.2020	BTC/USDT	125	19000.0000	18900.0000	18760.0000	18120.0000	19150.00000	18630.6400	1,30	%243,0 ▲
5.12.2020	BTC/USDT	125	18570.0000	18700.0000	18850.0000	19100.0000	18370.00000	18876.2564	1,11	%206,1 ▲
5.12.2020	BTC/USDT	125	18745.0000	18840.0000	18970.0000	19100.0000	18560.00000		1,02	-%123,4 ▼
6.12.2020	BTC/USDT	125	18985.0000	19080.0000	19180.0000	19300.0000	18780.00000		1,20	%207,4 ▲
7.12.2020	BTC/USDT	125	19000.0000	19100.0000	19250.0000	19600.0000	18800.00000	19025.0000	1,09	%16,4 ▲
7.12.2020	BTC/USDT	125	19030.0000	18930.0000	18800.0000	18100.0000	19230.00000		1,18	-%131,4 ▼
8.12.2020	BTC/USDT	125	18680.0000	18780.0000	18920.0000	19100.0000	18500.00000		1,03	%160,6 ▲
9.12.2020	BTC/USDT	125	18480.0000	18380.0000	18250.0000	17900.0000	18680.00000		1,07	%155,6 ▲
10.12.2020	BTC/USDT	125	18040.0000	18140.0000	18250.0000	18400.0000	17840.00000		1,11	%249,4 ▲
10.12.2020	BTC/USDT	125	18560.0000	18460.0000	18320.0000	18100.0000	18760.00000		1,27	%309,8 ▲
11.12.2020	BTC/USDT	128	17700.0000	17800.0000	17950.0000	17970.0000	17500.00000		1,09	%195,3 ▲
11.12.2020	BTC/USDT	125	17880.0000	17980.0000	18100.0000	18600.0000	17680.00000		1,01	%69,9 ▲
11.12.2020	BTC/USDT	128	17890.0000	17990.0000	18160.0000	18400.0000	17690.00000		1,02	%71,5 ▲
11.12.2020	BTC/USDT	125	17900.0000	18000.0000	18160.0000	18400.0000	17700.00000		1,00	%69,8 ▲
11.12.2020	BTC/USDT	125	17980.0000	17870.0000	17700.0000	17200.0000	18280.00000		1,13	%76,5 ▲
12.12.2020	BTC/USDT	125	18360.0000	18260.0000	18100.0000	17900.0000	18560.00000		1,12	%68,1 ▲
13.12.2020	BTC/USDT	125	19300.0000	19200.0000	19000.0000	18400.0000	19500.00000		1,30	%194,3 ▲
15.12.2020	BTC/USDT	125	19370.0000	19200.0000	18700.0000	17200.0000	19500.00000		1,06	-%83,9 ▼
15.12.2020	BTC/USDT	125	19490.0000	19390.0000	19210.0000	18800.0000	19690.00000		1,12	%179,6 ▲
15.12.2020	ETH/USDT	60	589.0000	580.0000	560.0000	540.0000	595.00000		1,05	-%61,1 ▼
17.12.2020	BTC/USDT	125	22740.0000	22840.0000	23200.0000	24000.0000	22540.00000		1,01	%252,9 ▲
17.12.2020	BTC/USDT	125	22750.0000	22900.0000	23200.0000	24500.0000	22550.00000		1,01	-%109,9 ▼
18.12.2020	BTC/USDT	125	22650.0000	22750.0000	22900.0000	23600.0000	22400.00000		1,05	-%138,0 ▼
18.12.2020	BTC/USDT	125	22850.0000	22950.0000	23300.0000	24000.0000	22650.00000		1,01	%54,7 ▲
19.12.2020	BTC/USDT	125	23140.0000	22940.0000	22700.0000	22000.0000	23340.00000		1,01	-%108,0 ▼
21.12.2020	BTC/USDT	125	22300.0000	22400.0000	22650.0000	22900.0000	22100.00000		1,03	%336,3 ▲
21.12.2020	BTC/USDT	125	23215.0000	23315.0000	23600.0000	24000.0000	23015.00000		1,00	-%107,7 ▼
22.12.2020	BTC/USDT	125	23300.0000	23200.0000	23000.0000	22000.0000	23500.00000	23467.7600	1,01	-%90,0 ▼
23.12.2020	BTC/USDT	125	23100.0000	23200.0000	23500.0000	24000.0000	22900.00000	23007.6000	1,01	-%50,0 ▼
23.12.2020	BTC/USDT	125	23505.0000	23605.0000	23800.0000	24500.0000	23350.00000		1,02	%53,2 ▲
24.12.2020	BTC/USDT	125	23050.0000	23150.0000	23340.0000	23800.0000	22850.00000		1,01	%54,2 ▲
25.12.2020	BTC/USDT	125	24000.0000	24100.0000	24350.0000	25000.0000	23850.00000		1,00	%52,1 ▲
26.12.2020	BTC/USDT	125	25540.0000	25350.0000	24900.0000	24150.0000	25770.00000		1,01	-%112,6 ▼
28.12.2020	BTC/USDT	50	26900.0000	27300.0000	27550.0000	27970.0000	26600.00000		1,09	-%55,8 ▼
28.12.2020	EOS/USDT	35	2.8300	2.8600	2.9000	3.0000	2.67600		1,04	%37,1 ▲
28.12.2020	ETH/USDT	50	746.0000	752.0000	759.0000	773.0000	728.00000		1,03	-%120,6 ▼
28.12.2020	XRP/USDT	40	0.2990	0.3010	0.3040	0.3100	0.28880	0.2993	1,00	%4,0 ▲
28.12.2020	XRP/USDT	40	0.3000	0.3010	0.3040	0.3100	0.28880	0.3045	1,05	%60,0 ▲
29.12.2020	BTC/USDT	50	26630.0000	26800.0000	27050.0000	27300.0000	26244.00000	26470.2200	1,03	-%30,0 ▼
29.12.2020	BTC/USDT	50	26700.0000	26950.0000	27200.0000	27450.0000	26344.00000		1,09	%46,8 ▲
29.12.2020	EOS/USDT	30	2.7100	2.7250	2.7500	2.8000	2.57400	2.6648	1,12	-%50,0 ▼
29.12.2020	ETH/USDT	40	725.0000	730.0000	744.0000	758.0000	690.00000	737.6875	1,05	%70,0 ▲
29.12.2020	ETH/USDT	40	726.0000	737.0000	744.0000	758.0000	711.00000		1,08	-%82,6 ▼
29.12.2020	ETH/USDT	50	732.0000	746.0000	759.0000	773.0000	721.00000		1,06	-%75,1 ▼
29.12.2020	LINK/USDT	75	12.1000	12.1700	12.2900	12.5300	11.64400		1,01	%43,4 ▲
29.12.2020	XLM/USDT	50	0.1414	0.1420	0.1435	0.1465	0.13500		1,00	%21,2 ▲
29.12.2020	ZEC/USDT	35	65.5000	66.4000	67.6000	68.8000	64.30000		1,04	-%64,1 ▼
30.12.2020	ETH/USDT	25	735.0000	740.0000	750.0000	770.0000	700.00000		1,11	%51,0 ▲

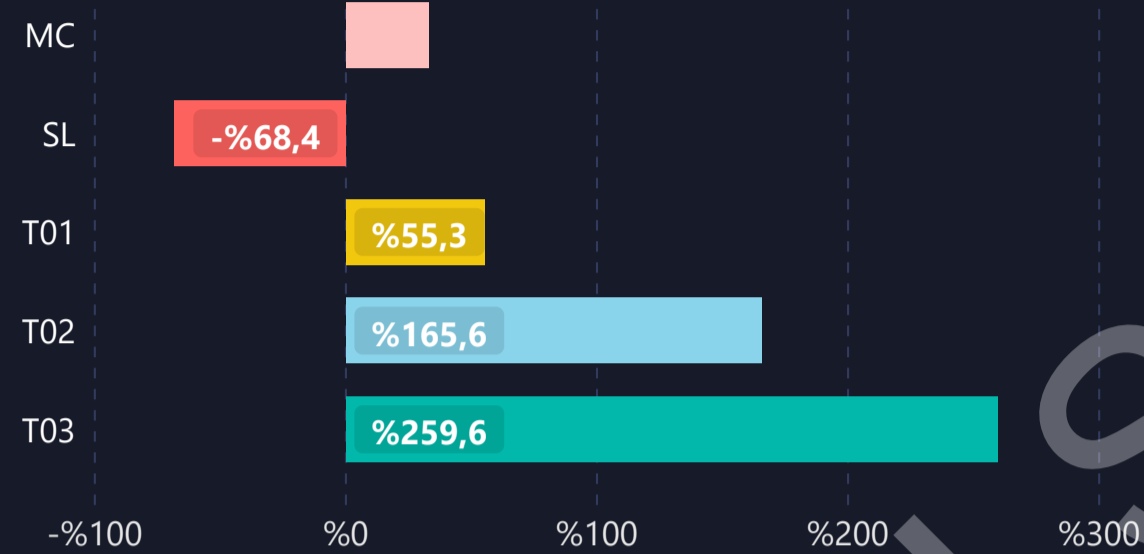


# 1) DETAILED STATS OF TARGETS (T1, T2, T3 etc.)

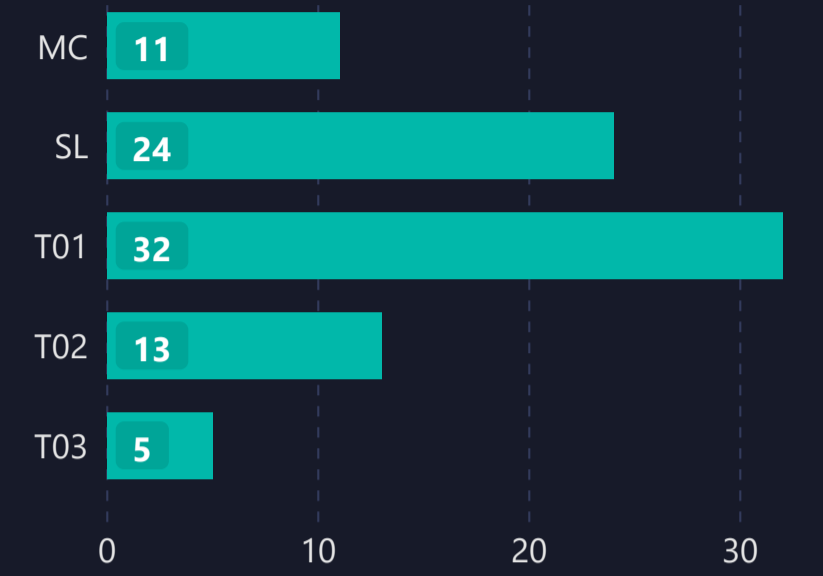
### AVERAGE HOURS TO HIT TARGETS



### AVERAGE PROFIT PER TARGET



### INDIVIDUAL TARGETS STATUS



# 2) TARGET DURATION vs PROFIT/LOSS SCATTER CHART

Targets ● MC ● SL ● T01 ● T02 ● T03

