
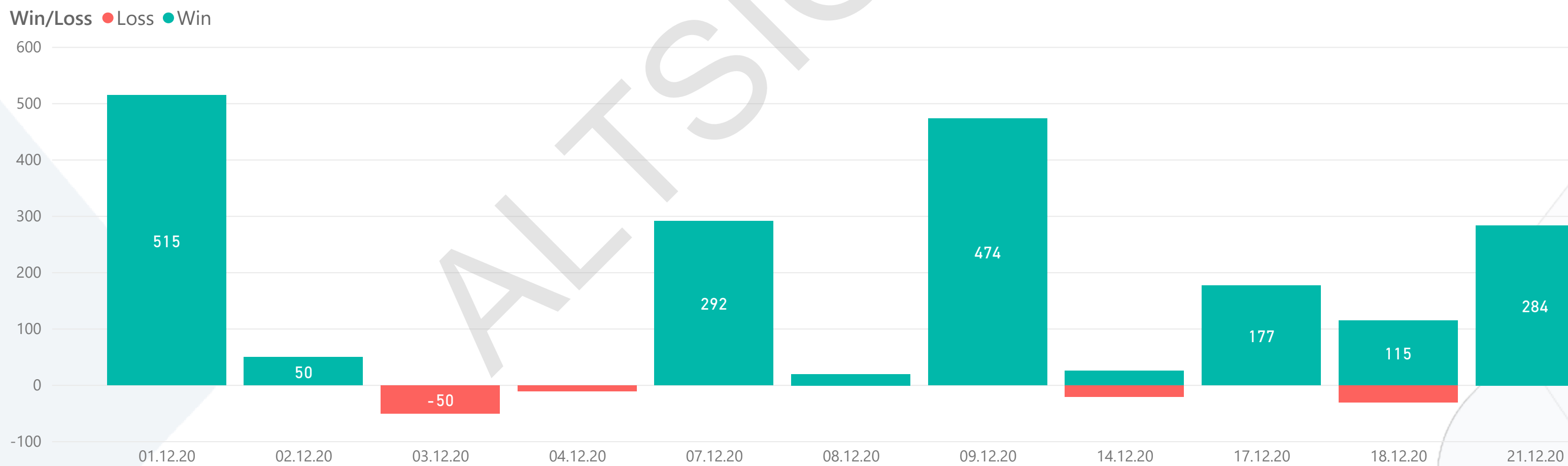


ALTFX REPORT 2020 DECEMBER

~TOTAL PIPS~
1843



1) WIN & LOSS CHART



2) TOP WIN & LOSS TRADES

Date	Pair	Buy Rate	Sell Rate	+ Pips	Dur. (hours)
9.12.2020	XAU/USD	1870.0000	1830.00	400	27,6
1.12.2020	US30/USD	29590.0000	30400.00	290	12,1
7.12.2020	US30/USD	30120.0000	30500.00	250	55,3
1.12.2020	USTEC/USD	12370.0000	12000.00	200	0,1
21.12.2020	EUR/CAD	1.5576	1.57200	144	90,3

Date	Pair	Buy Rate	Sell Rate	- Pips	Dur. (hours)
3.12.2020	USD/JPY	104.690	104.19000	-50	23,3
18.12.2020	NZD/CHF	0.6330	0.62780	-30	23,9
14.12.2020	USD/CHF	0.8870	0.88360	-20	3,5
4.12.2020	AUD/CHF	0.6610	0.66620	-10	6,0

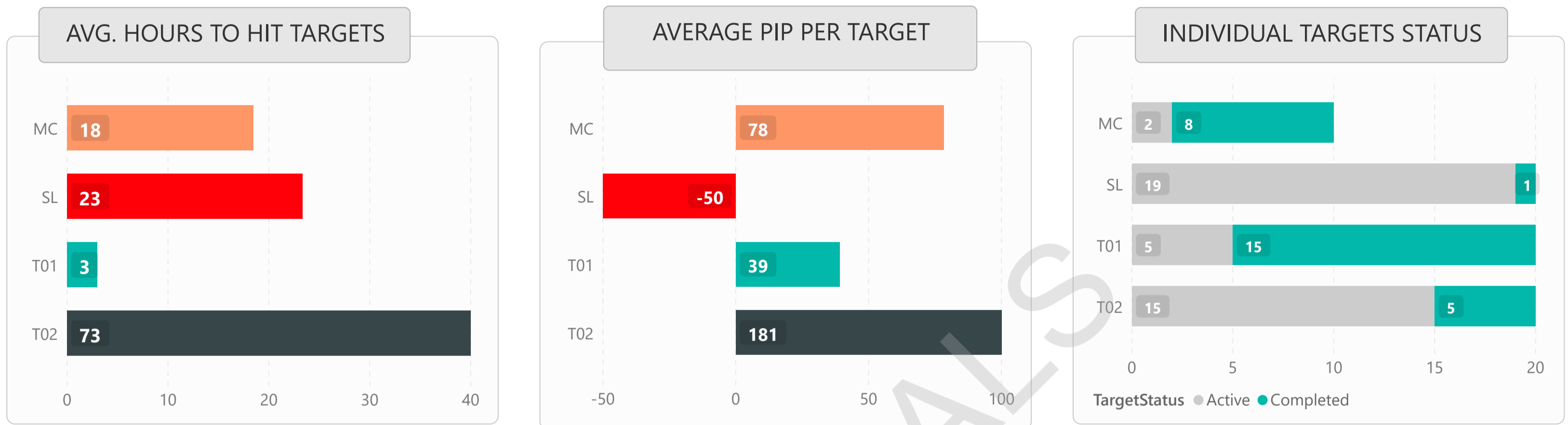


LIST OF ALL TRADES

Signal Date	Currency	Long/Short	Buy Rate	T1 Rate	T2 Rate	SL Rate	Manual Close	Pips	Dur. (Hours)
30.11.2020	US30/USD	Long	29590.0000	29630.0000	30400.0000	29210.0000	29880.0000	290	12,1
1.12.2020	USTEC/USD	Short	12370.0000	12350.0000	12000.0000	12492.0000		200	0,1
1.12.2020	CAD/JPY	Long	80.460	80.740	81.700	79.980	80.960	50	21,6
1.12.2020	GBP/CAD	Short	1.7305	1.7280	1.7180	1.7353	1.7255	25	0,3
2.12.2020	USD/JPY	Long	104.690	104.900	105.900	104.190		-50	23,3
4.12.2020	AUD/CHF	Short	0.6610	0.6590	0.6490	0.6662	0.6620	-10	6,0
4.12.2020	US30/USD	Long	30120.0000	30150.0000	30500.0000	29930.0000	30370.0000	250	55,3
7.12.2020	USD/CHF	Long	0.8919	0.8939	0.9060	0.8867		20	0,3
7.12.2020	CHF/JPY	Long	116.880	117.100	118.100	116.430		22	3,9
8.12.2020	GBP/CHF	Short	1.1870	1.1850	1.1730	1.1916		20	0,5
8.12.2020	XAU/USD	Short	1870.0000	1868.0000	1830.0000	1874.0000	1840.0000	400	27,6
9.12.2020	US30/USD	Long	30056.0000	30130.0000	31600.0000	29816.0000		74	0,9
10.12.2020	AUD/USD	Long	0.7503	0.7523	0.7610	0.7456		107	160,6
14.12.2020	USD/CHF	Long	0.8870	0.8890	0.8990	0.8836	0.8850	-20	3,5
14.12.2020	NZD/USD	Long	0.7114	0.7135	0.7240	0.7068	0.7140	26	2,5
16.12.2020	AUD/USD	Long	0.7570	0.7590	0.7690	0.7526	0.7640	70	22,9
17.12.2020	NZD/CHF	Long	0.6330	0.6352	0.6450	0.6278	0.6300	-30	23,9
17.12.2020	GBP/USD	Short	1.3595	1.3575	1.3480	1.3637		115	25,4
17.12.2020	EUR/CAD	Long	1.5576	1.5600	1.5720	1.5536		144	90,3
18.12.2020	GBP/AUD	Short	1.7780	1.7757	1.7640	1.7812		140	59,8



1) DETAILED STATS OF TARGETS (T1, T2, T3 etc.)



2) TARGET DURATION vs PROFIT/LOSS SCATTER CHART

