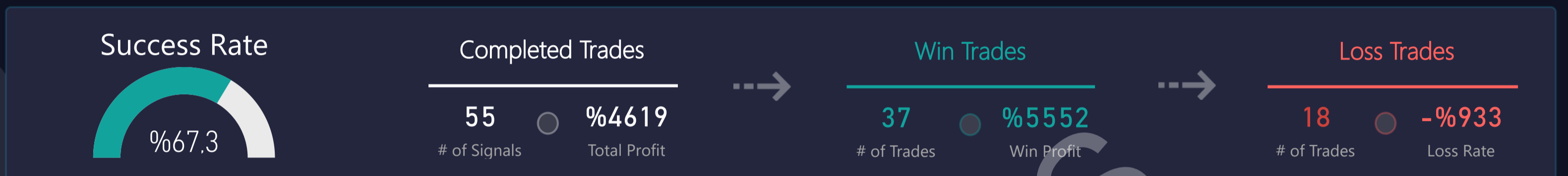


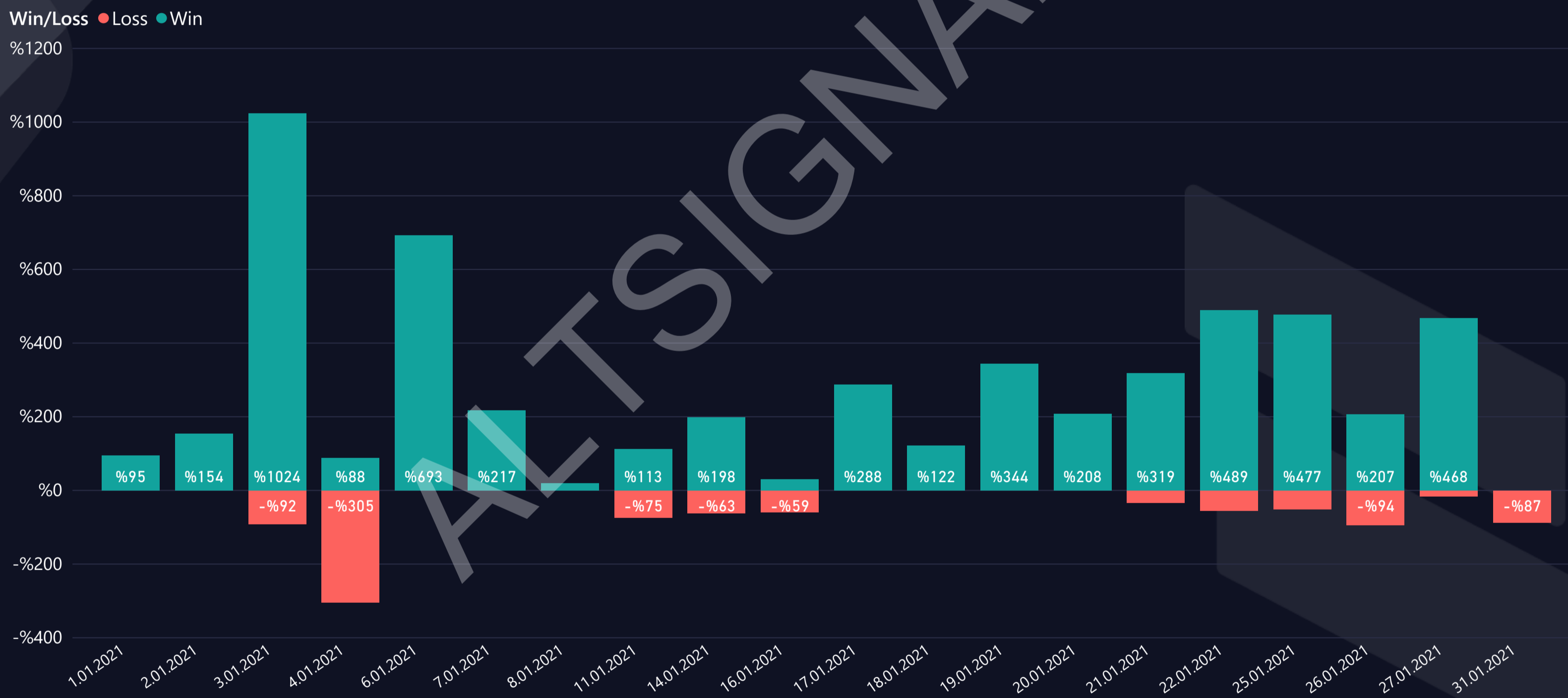


t.me/altsignals

# ALTSIGNALS BINANCE FUTURES VIP REPORT 2021 JANUARY



## WIN & LOSS CHART



## TOP WIN & LOSS TRADES

Realization Date	Pair	Final Profit	Duration (hours)	Final Target
3.01.2021	ETH/USDT	%541,2	1,09	T03
6.01.2021	XRP/USDT	%431,4	1,79	T03
3.01.2021	ETH/USDT	%400,0	1,02	T03
25.01.2021	ETH/USDT	%398,0	1,37	T03
19.01.2021	ETH/USDT	%344,3	1,32	T03

Relization Date	Pair	Total Loss	Duration (hours)
4.01.2021	BTC/USDT	-%88,3	1,02
4.01.2021	ETH/USDT	-%77,7	1,53
11.01.2021	ETH/USDT	-%75,0	1,00
4.01.2021	ETH/USDT	-%75,0	1,00
14.01.2021	ETH/USDT	-%62,5	1,01



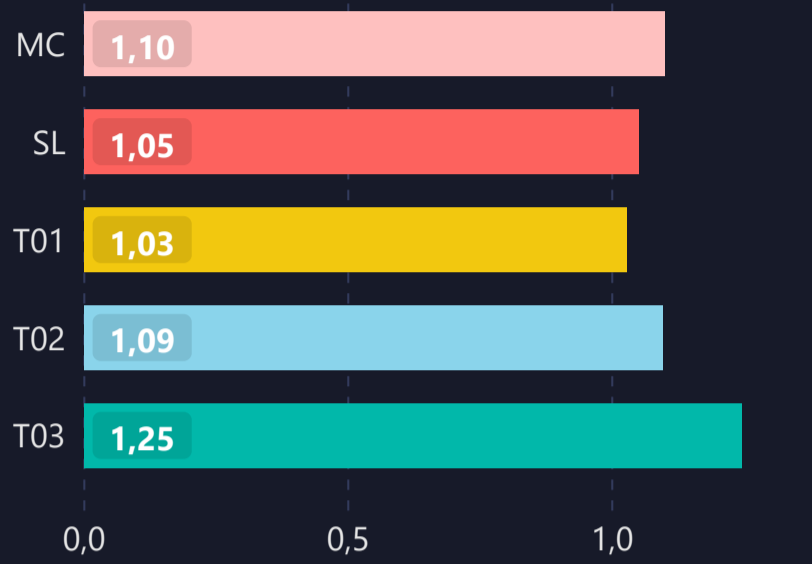
# LIST OF ALL TRADES

Signal Date	Pair	Leverage	Buy Rate	Target 1	Target 2	Target 3	Stop Loss	Manual Close	Duration (Hours)	Final Profit/Loss
1.01.2021	BTC/USDT	100	29000.0000	29500.0000	29800.0000	30100.0000	28600.00000	29188.5000	1,12	%65,0 ▲
1.01.2021	ETH/USDT	50	724.0000	742.0000	749.0000	756.0000	714.00000	728.3440	1,08	%30,0 ▲
2.01.2021	BTC/USDT	25	33200.0000	32100.0000	31150.0000	28200.0000	33150.00000		1,08	%154,4 ▲
3.01.2021	BTC/USDT	75	33500.0000	33700.0000	34000.0000	34600.0000	33300.00000		1,01	-%44,8 ▼
3.01.2021	BTC/USDT	40	33700.0000	34500.0000			33300.00000		1,02	-%47,5 ▼
3.01.2021	ETH/USDT	75	900.0000	905.0000	915.0000	948.0000	890.00000		1,01	%400,0 ▲
3.01.2021	ETH/USDT	75	910.0000	915.0000	920.0000	935.0000	900.00000		1,00	%82,4 ▲
3.01.2021	ETH/USDT	75	970.0000	965.0000	955.0000	900.0000	980.00000		1,04	%541,2 ▲
4.01.2021	BTC/USDT	50	30420.0000	31150.0000	31450.0000	31780.0000	30400.00000		1,00	-%3,3 ▼
4.01.2021	BTC/USDT	40	31700.0000	32200.0000	33200.0000	34100.0000	31000.00000		1,02	-%88,3 ▼
4.01.2021	ETH/USDT	75	1000.0000	1010.0000	1050.0000	1200.0000	990.00000		1,00	-%75,0 ▼
4.01.2021	ETH/USDT	10	1030.0000	1070.0000	1130.0000	1160.0000	950.00000		1,53	-%77,7 ▼
4.01.2021	ETH/USDT	10	990.0000	910.0000	880.0000	845.0000	1050.00000		1,22	-%60,6 ▼
4.01.2021	XRP/USDT	25	0.2280	0.2360	0.2550	0.2750	0.20800		1,21	%87,7 ▲
5.01.2021	ETH/USDT	75	1100.0000	1095.0000	1080.0000	925.0000	1110.00000		1,03	%136,4 ▲
5.01.2021	XRP/USDT	25	0.2260	0.2340	0.2400	0.2650	0.19500		1,60	%431,4 ▲
6.01.2021	ETH/USDT	75	1200.0000	1195.0000	1180.0000	1140.0000	1210.00000		1,03	%125,0 ▲
7.01.2021	EOS/USDT	10	3.2150	3.3200	3.3300	4.2000	2.83000		1,18	%35,8 ▲
7.01.2021	ETH/USDT	75	1200.0000	1195.0000	1180.0000	1140.0000	1210.00000		1,00	%31,3 ▲
7.01.2021	ETH/USDT	25	1200.0000	1220.0000	1239.0000	1272.0000	1150.00000		1,21	%150,0 ▲
8.01.2021	TRX/USDT	15	0.0308	0.0312	0.0325	0.0337	0.02800		1,01	%19,5 ▲
11.01.2021	ETH/USDT	75	1000.0000	1005.0000	1015.0000	1150.0000	990.00000		1,00	-%75,0 ▼
11.01.2021	ETH/USDT	75	1000.0000	1005.0000	1015.0000	1150.0000	990.00000		1,00	%112,5 ▲
14.01.2021	ETH/USDT	75	1130.0000	1125.0000	1110.0000	1020.0000	1140.00000		1,01	%33,2 ▲
14.01.2021	ETH/USDT	75	1130.0000	1125.0000	1111.0000	1020.0000	1140.00000		1,01	%33,2 ▲
14.01.2021	ETH/USDT	75	1140.0000	1135.0000	1120.0000	1020.0000	1150.00000		1,02	%131,6 ▲
14.01.2021	ETH/USDT	75	1200.0000	1195.0000	1177.0000	1120.0000	1210.00000		1,01	-%62,5 ▼
16.01.2021	ETH/USDT	75	1240.0000	1235.0000	1211.0000	1120.0000	1250.00000		1,00	%30,2 ▲
16.01.2021	ETH/USDT	75	1270.0000	1265.0000	1250.0000	1220.0000	1280.00000		1,01	-%59,1 ▼
17.01.2021	ETH/USDT	75	1200.0000	1205.0000	1213.0000	1246.0000	1190.00000		1,03	%287,5 ▲
18.01.2021	ETH/USDT	75	1220.0000	1229.0000	1244.0000	1276.0000	1210.00000		1,21	%344,3 ▲
18.01.2021	ETH/USDT	75	1230.0000	1239.0000	1250.0000	1280.0000	1220.00000		1,04	%122,0 ▲
20.01.2021	ETH/USDT	75	1260.0000	1279.0000	1295.0000	1320.0000	1250.00000		1,01	%208,3 ▲
21.01.2021	BTC/USDT	25	31800.0000	32060.0000	32547.0000	33332.0000	31600.00000		1,01	%58,7 ▲
21.01.2021	ETH/USDT	75	1210.0000	1224.0000	1252.0000	1291.0000	1200.00000		1,01	%260,3 ▲
21.01.2021	YFI/USDT	50	29900.0000	31200.0000	31539.0000	32756.0000	29700.00000		1,03	-%33,4 ▼
22.01.2021	BCH/USDT	25	403.0000	407.0000	415.0000	428.0000	395.00000		1,13	%155,1 ▲
22.01.2021	BTC/USDT	50	29300.0000	29741.0000	30320.0000	31256.0000	28900.00000		1,06	%333,8 ▲
22.01.2021	YFI/USDT	50	26900.0000	27470.0000	27991.0000	28829.0000	26600.00000		1,01	-%55,8 ▼
25.01.2021	BTC/USDT	50	32800.0000	32500.0000	31600.0000	30800.0000	32950.00000		1,02	%45,7 ▲
25.01.2021	ETH/USDT	75	1350.0000	1344.0000	1337.0000	1272.0000	1360.00000		1,03	%33,3 ▲
25.01.2021	ETH/USDT	75	1450.0000	1424.0000	1402.0000	1367.0000	1460.00000		1,01	-%51,7 ▼
25.01.2021	ETH/USDT	75	1470.0000	1448.0000	1426.0000	1392.0000	1480.00000		1,14	%398,0 ▲
26.01.2021	BTC/USDT	50	32240.0000	32597.0000	32905.0000	33404.0000	32000.00000		1,00	-%37,2 ▼
26.01.2021	ETH/USDT	75	1310.0000	1326.0000	1347.0000	1381.0000	1300.00000		1,01	%91,6 ▲
26.01.2021	ETH/USDT	75	1315.0000	1330.0000	1344.0000	1368.0000	1305.00000		1,00	-%57,0 ▼
26.01.2021	ETH/USDT	75	1370.0000	1361.0000	1349.0000	1338.0000	1380.00000		1,01	%115,0 ▲
27.01.2021	BCH/USDT	50	383.0000	385.0000	387.0000	391.0000	381.00000		1,01	%26,1 ▲
27.01.2021	DOT/USDT	50	15.6600	15.7260	15.7990	15.9180	15.60800		1,00	%21,1 ▲
27.01.2021	ETH/USDT	75	1215.0000	1227.0000	1241.0000	1263.0000	1205.00000		1,03	%296,3 ▲
27.01.2021	ETH/USDT	75	1234.0000	1246.0000	1260.0000	1283.0000	1224.00000		1,01	%72,9 ▲
27.01.2021	YFI/USDT	50	27650.0000	27933.0000	28222.0000	28691.0000	27400.00000		1,00	%51,2 ▲
27.01.2021	YFI/USDT	50	28174.0000	28422.0000	28633.0000	28974.0000	28080.00000		1,02	-%16,7 ▼
31.01.2021	BTC/USDT	50	33200.0000	33321.0000	33489.0000	33763.0000	33000.00000		1,01	-%30,1 ▼
31.01.2021	ETH/USDT	75	1310.0000	1321.0000	1334.0000	1355.0000	1300.00000		1,00	-%57,3 ▼

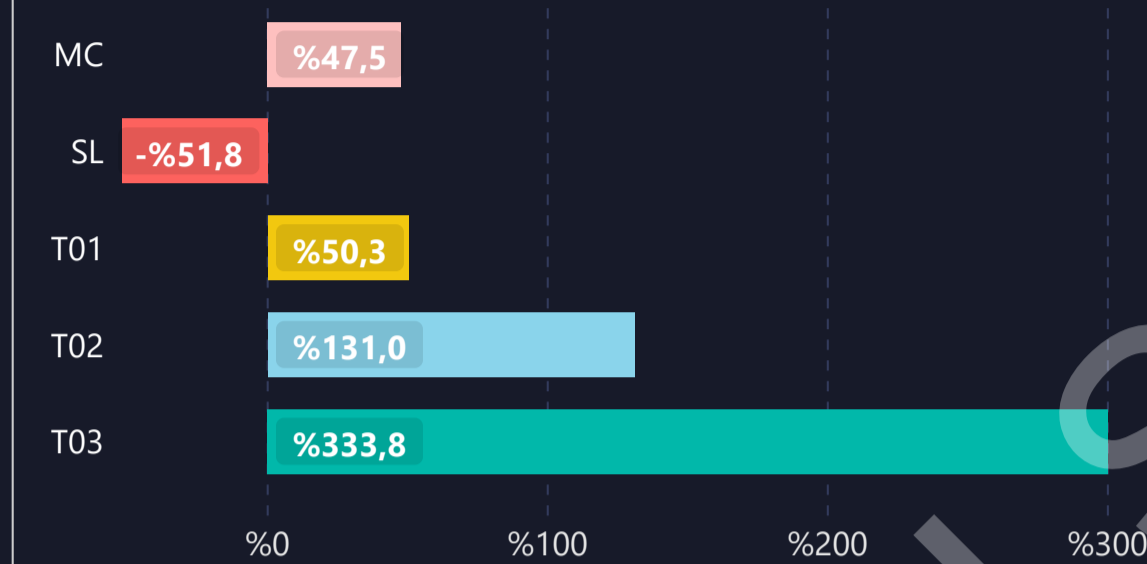


# 1) DETAILED STATS OF TARGETS (T1, T2, T3 etc.)

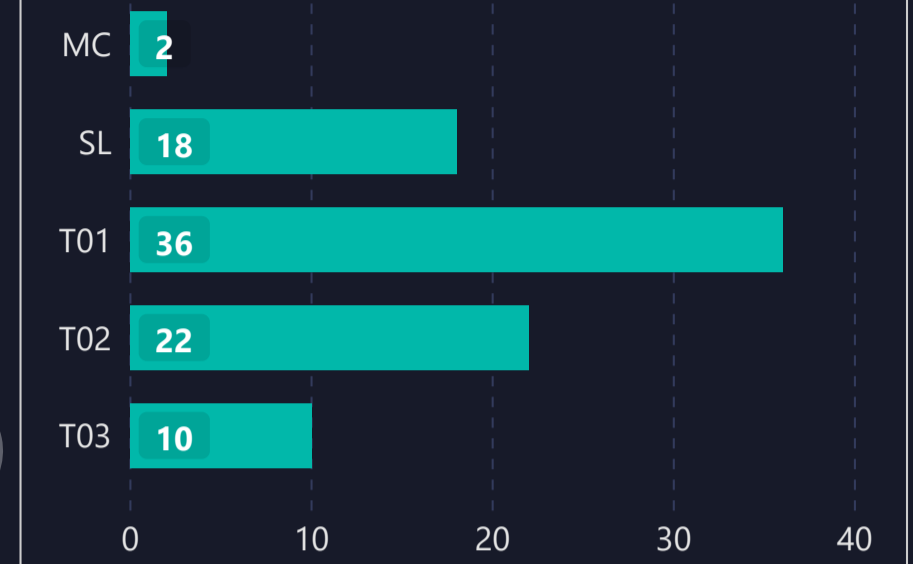
### AVERAGE HOURS TO HIT TARGETS



### AVERAGE PROFIT PER TARGET



### INDIVIDUAL TARGETS STATUS



# 2) TARGET DURATION vs PROFIT/LOSS SCATTER CHART

Targets ● MC ● SL ● T01 ● T02 ● T03

