


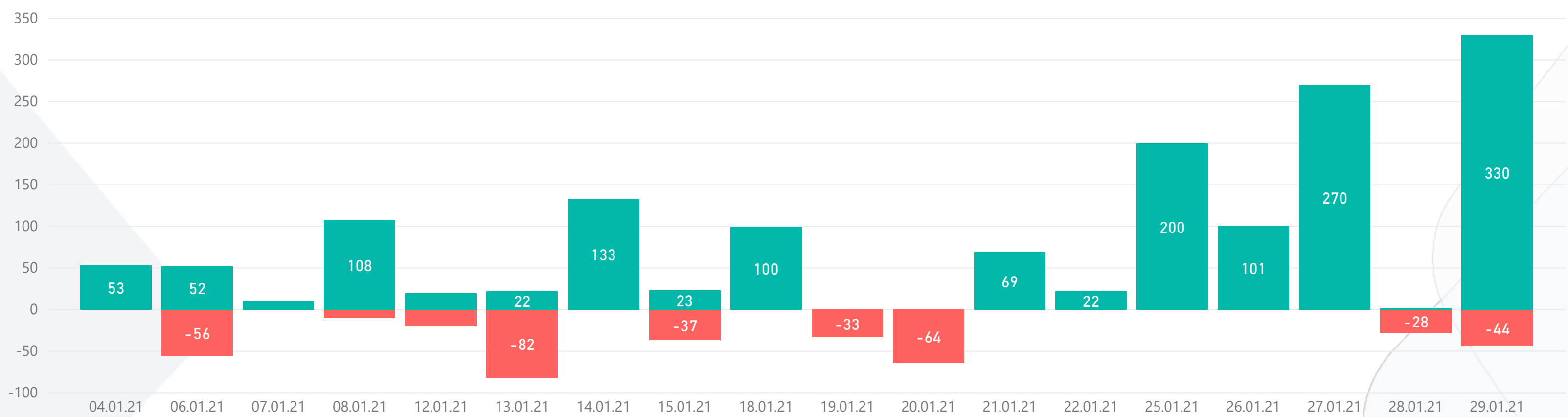
ALTFX REPORT 2021 JANUARY

~TOTAL PIPS~
1141



1) WIN & LOSS CHART

Win/Loss ● Loss ● Win



2) TOP WIN & LOSS TRADES

Date	Pair	Buy Rate	Sell Rate	+ Pips	Dur. (hours)
27.01.2021	US30/USD	30400.0000	31600.00	250	1,6
25.01.2021	XAU/USD	1840.0000	1860.00	200	59,2
29.01.2021	US30/USD	30000.0000	31600.00	200	23,6
14.01.2021	EUR/CAD	1.5503	1.53700	133	26,2
29.01.2021	XAU/USD	1854.0000	1890.00	130	0,1

Date	Pair	Buy Rate	Sell Rate	- Pips	Dur. (hours)
13.01.2021	US30/USD	31053.0000	31135.00	-82	14,2
20.01.2021	XTI/USD	52.8500	53.49	-64	15,9
6.01.2021	GBP/USD	1.3657	1.36	-50	1,1
29.01.2021	NZD/CAD	0.9209	0.91650	-44	4,5
15.01.2021	CAD/JPY	82.050	81.68000	-37	22,7

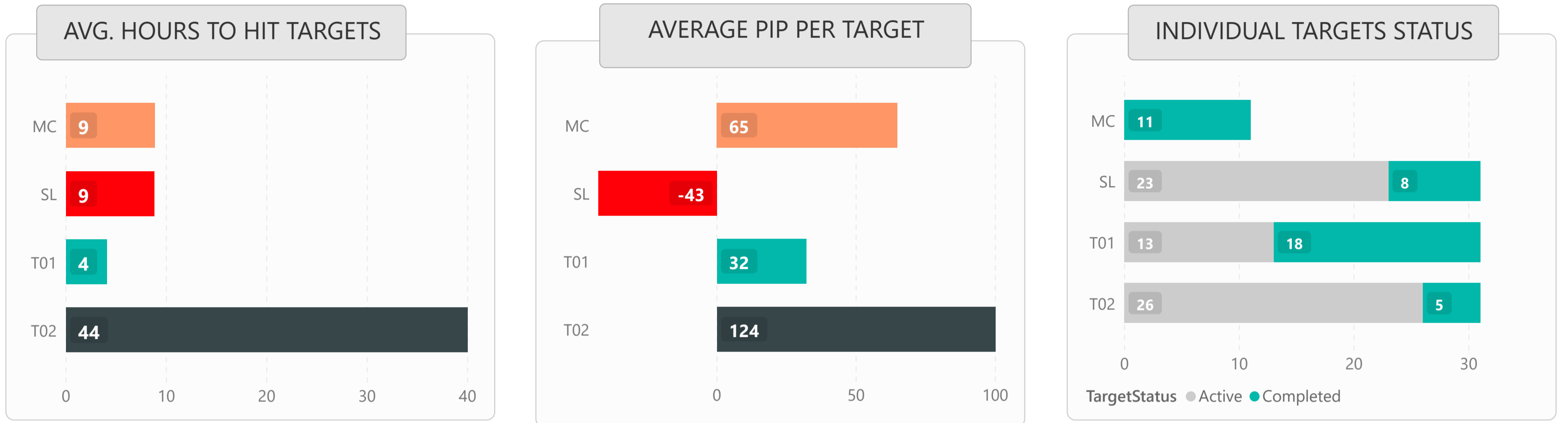


LIST OF ALL TRADES

Signal Date	Currency	Long/Short	Buy Rate	T1 Rate	T2 Rate	SL Rate	Manual Close	Pips	Dur. (Hours)
4.01.2021	GBP/NZD	Long	1.8887	1.8917	1.9143	1.8842	1.8940	53	4,0
5.01.2021	EUR/USD	Long	1.2279	1.2310	1.2400	1.2236	1.2331	52	14,3
5.01.2021	EUR/CAD	Long	1.5596	1.5616	1.5760	1.5552	1.5590	-6	8,9
6.01.2021	GBP/USD	Long	1.3657	1.3680	1.3790	1.3607		-50	1,1
6.01.2021	USD/CHF	Long	0.8775	0.8795	0.8883	0.8748		108	42,7
7.01.2021	EUR/JPY	Long	127.300	127.500	128.500	126.720	127.400	10	5,7
8.01.2021	NZD/JPY	Long	75.420	75.620	76.800	75.320		-10	4,6
12.01.2021	XAU/USD	Long	1847.0000	1850.0000	1890.0000	1845.0000		-20	0,1
12.01.2021	XAU/USD	Long	1843.0000	1845.0000	1890.0000	1840.0000		20	0,2
12.01.2021	US30/USD	Short	31053.0000	31000.0000	30600.0000	31135.0000		-82	14,2
13.01.2021	NZD/USD	Short	0.7189	0.7167	0.7060	0.7233		22	3,4
13.01.2021	EUR/CAD	Short	1.5503	1.5480	1.5370	1.5546		133	26,2
14.01.2021	CAD/JPY	Long	82.050	82.250	83.400	81.680		-37	22,7
14.01.2021	AUD/JPY	Long	80.700	81.000	81.900	80.360	80.730	3	10,9
15.01.2021	GBP/JPY	Short	141.500	141.300	140.500	141.980		100	69,0
15.01.2021	GBP/CHF	Short	1.2100	1.2080	1.1950	1.2148		20	1,2
19.01.2021	USD/CAD	Short	1.2725	1.2703	1.2600	1.2758		-33	7,3
19.01.2021	XTI/USD	Short	52.8500	52.6000	49.5000	53.4900		-64	15,9
20.01.2021	CAD/JPY	Long	81.730	82.000	82.900	81.280	82.200	47	23,5
21.01.2021	GBP/USD	Long	1.3718	1.3740	1.3850	1.3668		22	2,2
22.01.2021	GBP/JPY	Short	141.820	141.600	139.500	142.100		22	1,2
22.01.2021	XAU/USD	Long	1840.0000	1843.0000	1860.0000	1834.0000		200	59,2
25.01.2021	GBP/USD	Short	1.3690	1.3670	1.3610	1.3728		80	20,8
26.01.2021	NZD/CHF	Long	0.6409	0.6430	0.6530	0.6363		21	2,1
27.01.2021	US30/USD	Long	30630.0000	30650.0000	31600.0000	30500.0000		20	0,1
27.01.2021	US30/USD	Long	30400.0000	30500.0000	31600.0000	30230.0000	30650.0000	250	1,6
28.01.2021	GBP/JPY	Long	142.350	142.000	140.900	142.760	142.070	-28	1,9
28.01.2021	GBP/CAD	Long	1.7579	1.7600	1.7690	1.7536	1.7581	2	2,4
29.01.2021	US30/USD	Long	30000.0000	30100.0000	31600.0000	29830.0000	30200.0000	200	23,6
29.01.2021	NZD/CAD	Long	0.9209	0.9230	0.9330	0.9165		-44	4,5
29.01.2021	XAU/USD	Long	1854.0000	1857.0000	1890.0000	1851.0000	1867.0000	130	0,1



1) DETAILED STATS OF TARGETS (T1, T2, T3 etc.)



2) TARGET DURATION vs PROFIT/LOSS SCATTER CHART

