



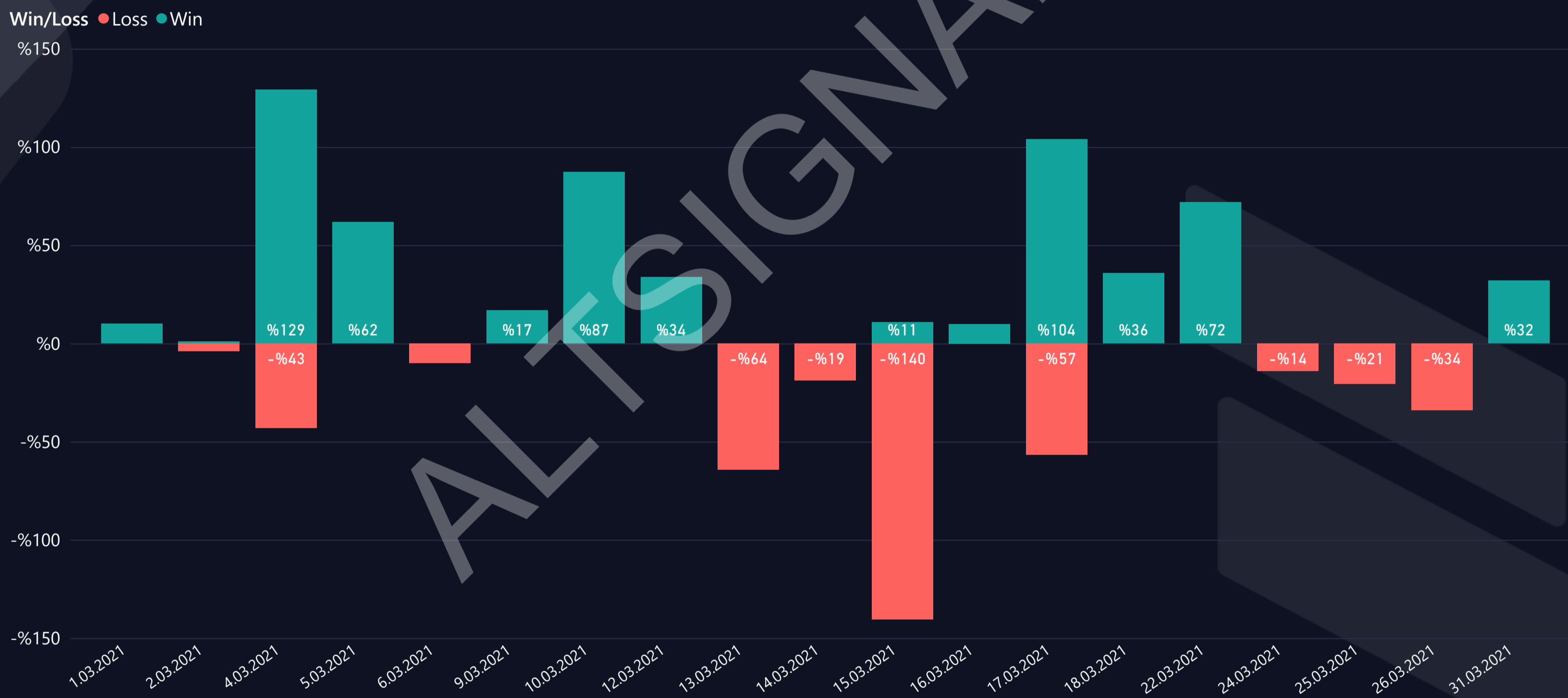
t.me/altsignals

ALTSIGNALS BINANCE FUTURES VIP REPORT 2021 MARCH



Success Rate <p>%51,1</p>	Completed Trades <p>45 # of Signals</p> <p>%198 Total Profit</p>	Win Trades <p>23 # of Trades</p> <p>%604 Win Profit</p>	Loss Trades <p>22 # of Trades</p> <p>-%406 Loss Rate</p>
-------------------------------------	--	---	--

WIN & LOSS CHART



TOP WIN & LOSS TRADES

Realization Date	Pair	Final Profit	Duration (hours)	Final Target
22.03.2021	THETA/USDT	%71,9	4,75	T03
10.03.2021	BNB/USDT	%50,6	1,35	T03
3.03.2021	BCH/USDT	%44,3	1,81	T03
3.03.2021	SXP/USDT	%39,3	2,24	T03
10.03.2021	BTC/USDT	%36,6	3,58	T03

Relization Date	Pair	Total Loss	Duration (hours)
17.03.2021	BTC/USDT	-%46,7	0,27
15.03.2021	LTC/USDT	-%43,1	0,38
26.03.2021	ETH/USDT	-%34,0	0,09
15.03.2021	ETH/USDT	-%29,1	0,44
4.03.2021	1INCH/USDT	-%22,0	0,33


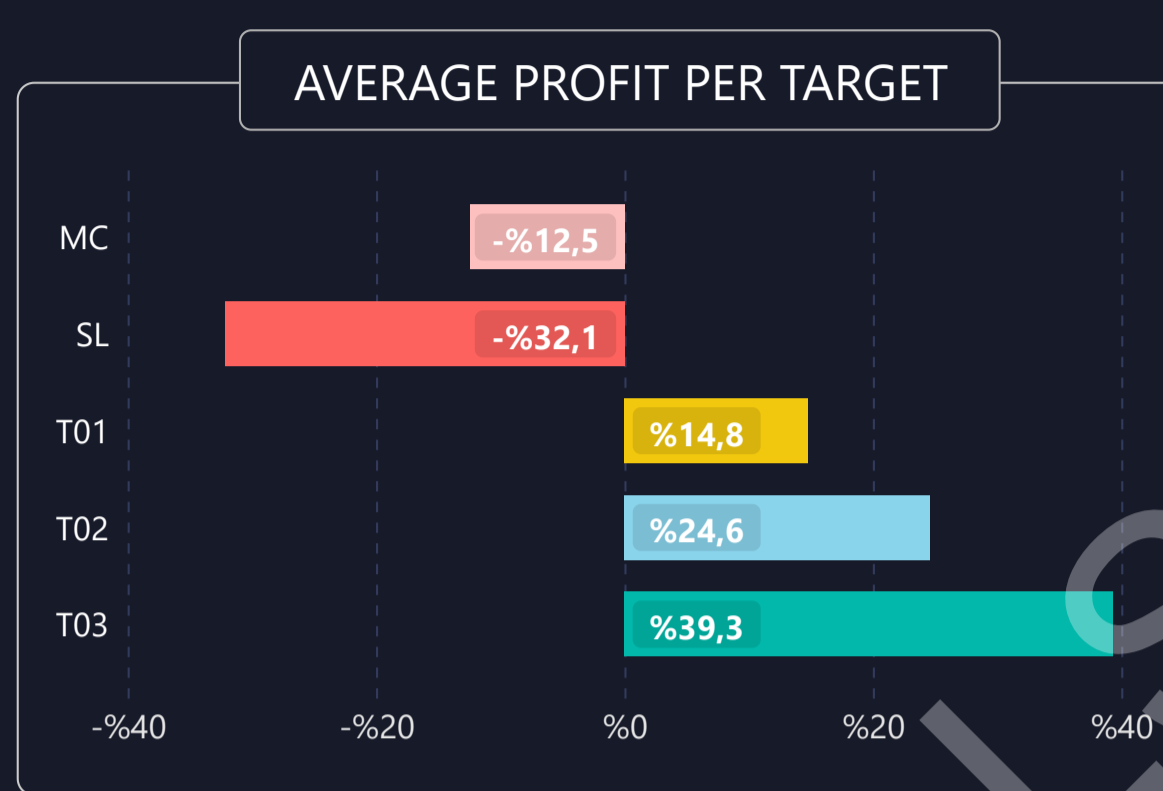
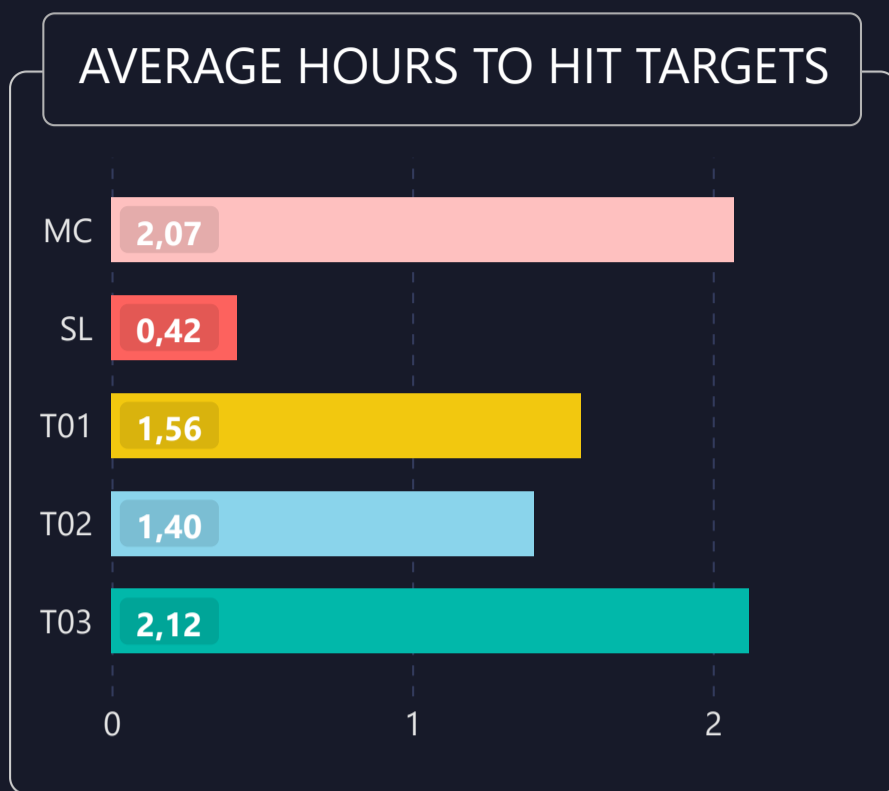


LIST OF ALL TRADES

Signal Date	Pair	Leverage	Buy Rate	Target 1	Target 2	Target 3	Stop Loss	Manual Close	Duration (Hours)	Final Profit/Loss
25.02.2021	BTC/USDT	7	48700.0000	48100.0000	48000.0000	46500.0000	51000.00000		3,67	%10,1 ▲
1.03.2021	BCH/USDT	4	488.0000	509.5000	515.0000	542.0000	440.00000		1,85	%44,3 ▲
1.03.2021	LTC/USDT	5	172.0000	190.0000	199.0000	250.0000	163.00000	172.3440	1,30	%1,0 ▲
1.03.2021	SXP/USDT	2	2.2400	2.3700	2.5000	2.6800	1.80000		2,49	%39,3 ▲
2.03.2021	BNB/USDT	3	234.3000	239.0000	284.0000	350.0000	220.00000	231.1761	0,14	-%4,0 ▼
2.03.2021	BTC/USDT	5	47650.0000	48600.0000	49800.0000	48600.0000	44000.00000		1,57	%22,6 ▲
2.03.2021	ETH/USDT	5	1523.0000	1551.0000	1593.0000		1420.00000		1,21	%23,0 ▲
4.03.2021	1INCH/USDT	3	4.2200	4.7300	6.1900	6.6400	3.90000	3.9105	0,33	-%22,0 ▼
4.03.2021	BTC/USDT	5	49150.0000	48953.4000	47650.0000	46600.0000	52600.00000		0,69	%25,9 ▲
4.03.2021	EGLD/USDT	1	150.3000	190.0000	220.0000		80.00000	135.2700	2,50	-%10,0 ▼
4.03.2021	ETC/USDT	3	11.6000	12.2000	12.9800	15.2500	10.80000	11.3286	0,34	-%7,0 ▼
4.03.2021	ETH/USDT	5	1586.0000	1532.0760	1512.0000	1472.5000	1672.00000		0,72	%35,8 ▲
4.03.2021	XMR/USDT	3	223.0000	234.0000	257.0000	325.0000	208.00000	212.5859	0,33	-%14,0 ▼
7.03.2021	ADA/USDT	2	1.1400	1.1900	1.4500	2.1000	1.02000		2,00	%8,8 ▲
7.03.2021	BTC/USDT	3	48750.0000	51000.0000	54000.0000	54700.0000	43000.00000		2,15	%36,6 ▲
8.03.2021	BNB/USDT	2	235.0000	246.0000	277.0000	294.5000	170.00000		0,99	%50,6 ▲
8.03.2021	SFP/USDT	1	2.1400	4.4000			1.20000	1.7548	4,25	-%18,0 ▼
9.03.2021	ATOM/USDT	1	20.8000	23.0000	27.0000		14.00000	18.0960	3,21	-%13,0 ▼
9.03.2021	BCH/USDT	2	523.0000	544.0000	700.0000		457.00000		0,22	%8,0 ▲
10.03.2021	ADA/USDT	1	1.1490	1.3400	1.5500		0.99000	1.0111	2,13	-%12,0 ▼
10.03.2021	XRP/USDT	2	0.4670	0.4900	0.5900		0.40000		5,55	%9,9 ▲
11.03.2021	ETH/USDT	6	1747.0000	1845.0000	2250.0000		1688.00000		0,50	%33,7 ▲
13.03.2021	1INCH/USDT	3	4.1600	5.0000			3.90000		0,91	-%18,8 ▼
13.03.2021	BCH/USDT	3	570.0000	630.0000	800.0000		500.00000	537.1400	1,78	-%17,3 ▼
13.03.2021	BTC/USDT	5	56600.0000	54000.0000	52000.0000		59000.00000		0,42	-%21,2 ▼
13.03.2021	SXP/USDT	2	3.2100	4.9000			2.50000	2.9652	1,66	-%15,3 ▼
13.03.2021	XMR/USDT	2	236.0000	300.0000			200.00000	227.0000	1,78	-%7,6 ▼
13.03.2021	ZIL/USDT	2	0.1715	0.2400			0.14700	0.1594	1,71	-%14,1 ▼
14.03.2021	ALGO/USDT	2	1.1330	1.1897	1.3330		0.99000		2,00	%35,3 ▲
14.03.2021	BTC/USDT	5	60100.0000	61800.0000	68000.0000		57000.00000	58420.0100	0,44	-%14,0 ▼
14.03.2021	ETH/USDT	7	1878.0000	1930.0000	2100.0000		1800.00000		0,44	-%29,1 ▼
15.03.2021	BNB/USDT	5	260.0000	320.0000	400.0000		238.00000	254.8000	2,05	-%10,0 ▼
15.03.2021	BTC/USDT	5	55800.0000	57000.0000	62000.0000		53000.00000		0,15	%10,8 ▲
15.03.2021	ETH/USDT	5	1758.0000	1824.0000	2200.0000		1660.00000		3,16	%18,8 ▲
15.03.2021	LIT/USDT	2	10.0000	11.0000	11.5000		5.00000		1,08	%30,0 ▲
15.03.2021	LTC/USDT	7	211.0000	240.0000			198.00000		0,38	-%43,1 ▼
15.03.2021	TRX/USDT	3	0.0500	0.0532			0.04300		2,00	%19,2 ▲
15.03.2021	YFI/USDT	2	34500.0000	48000.0000			28000.00000	30929.8000	9,51	-%20,7 ▼
16.03.2021	NEO/USDT	2	40.3000	42.5165	44.2000		25.00000		0,70	%19,4 ▲
17.03.2021	BTC/USDT	10	54550.0000	53100.0000	51000.0000		57100.00000		0,27	-%46,7 ▼
17.03.2021	BTC/USDT	4	57450.0000	58800.0000	59900.0000	67000.0000	53900.00000		0,50	%17,1 ▲
17.03.2021	THETA/USDT	2	7.4000	8.4400	8.6800	10.0600	4.00000		3,17	%71,9 ▲
22.03.2021	BAT/USDT	2	1.1825	1.3400	1.9000		0.85000	1.0997	1,77	-%14,0 ▼
26.03.2021	ETH/USDT	25	1618.0000	1591.0000	1550.0000		1640.00000		0,09	-%34,0 ▼
31.03.2021	ZIL/USDT	10	0.1720	0.1775	0.2100	0.2500	0.16500		0,24	%32,0 ▲



1) DETAILED STATS OF TARGETS (T1, T2, T3 etc.)



2) TARGET DURATION vs PROFIT/LOSS SCATTER CHART

Targets ● MC ● SL ● T01 ● T02 ● T03

