


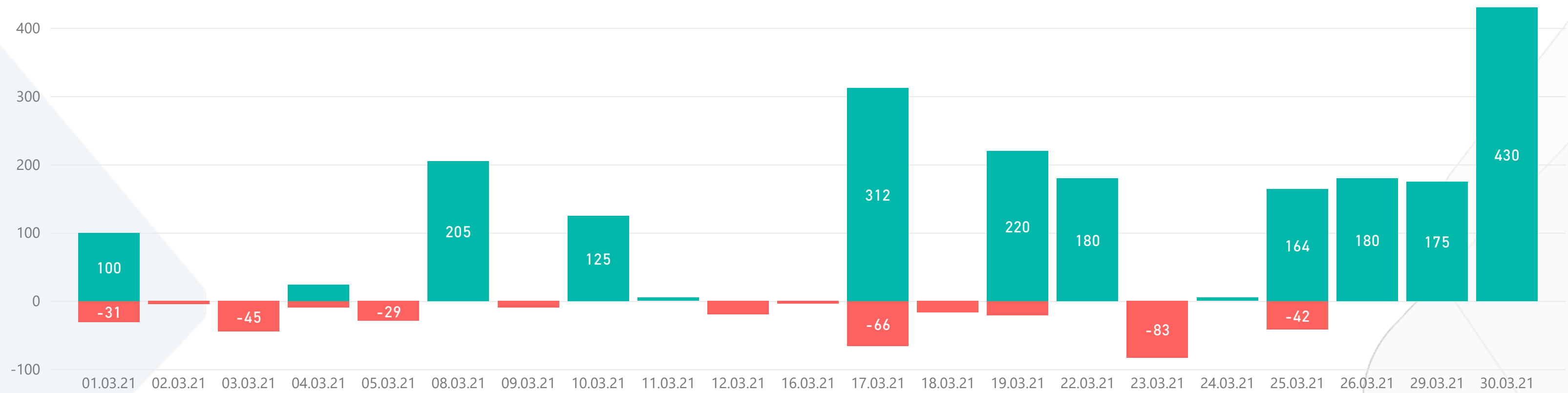
ALTFX REPORT 2021 MARCH

~TOTAL PIPS~
1742



1) WIN & LOSS CHART

Win/Loss ● Loss ● Win



2) TOP WIN & LOSS TRADES

Date	Pair	Buy Rate	Sell Rate	+ Pips	Dur. (hours)
30.03.2021	US30/USD	33025.0000	33065.00	400	0,6
8.03.2021	XAU/USD	1696.0000	1714.00	180	54,6
26.03.2021	XTI/USD	58.2000	60.00	180	14,8
25.03.2021	US30/USD	32420.0000	32584.00	164	10,8
17.03.2021	USD/CAD	1.2584	1.24340	150	131,3

Date	Pair	Buy Rate	Sell Rate	- Pips	Dur. (hours)
17.03.2021	AUD/USD	0.7717	0.78	-47	3,4
3.03.2021	USTEC/USD	12750.0000	12705.00	-45	0,3
23.03.2021	AUD/CHF	0.7119	0.71620	-43	2,2
23.03.2021	XAU/USD	1738.5000	1742.50	-40	0,4
25.03.2021	GBP/NZD	1.9689	1.97230	-34	20,8

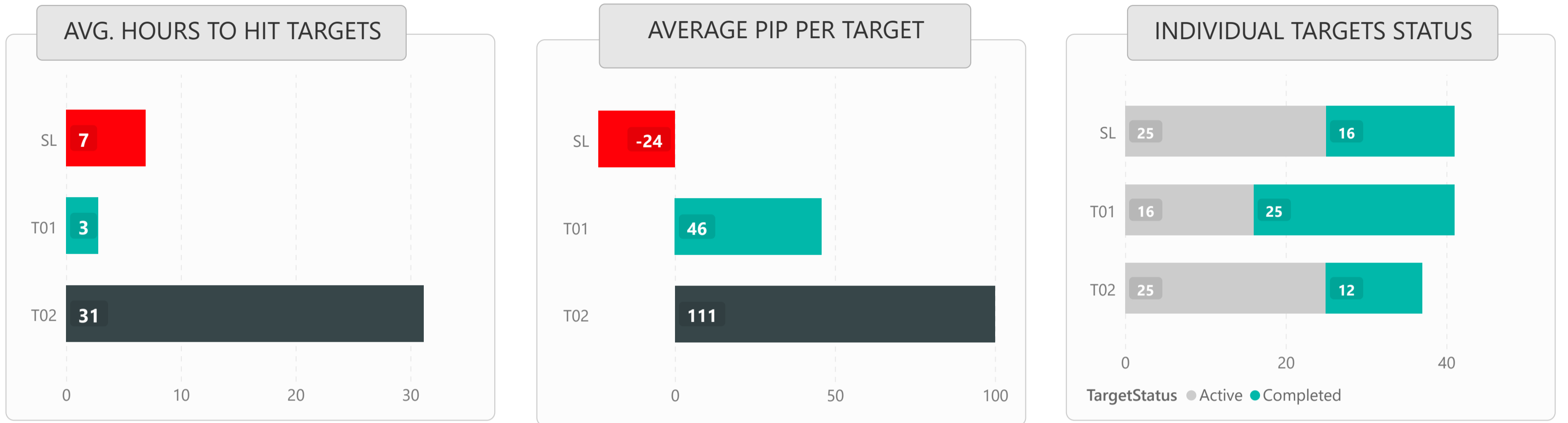


LIST OF ALL TRADES

Signal Date	Currency	Long/Short	Buy Rate	T1 Rate	T2 Rate	SL Rate	Pips	Dur. (Hours)
26.02.2021	USD/JPY	Long	106.240	106.500	106.740	105.880	50	69,7
28.02.2021	NZD/JPY	Short	77.160	76.960	76.000	77.470	-31	20,8
1.03.2021	CHF/JPY	Short	116.900	116.700	116.400	117.360	50	4,6
1.03.2021	AUD/CHF	Long	0.7149	0.7170	0.7270	0.7144	-5	21,5
3.03.2021	USTEC/USD	Long	12750.0000	12790.0000	13200.0000	12705.0000	-45	0,3
4.03.2021	NZD/CHF	Long	0.6696	0.6720	0.6820	0.6646	24	4,4
4.03.2021	XAU/USD	Long	1714.0000	1720.0000	1760.0000	1713.0000	-10	0,1
5.03.2021	USD/CAD	Long	1.2686	1.2730	1.2840	1.2657	-29	0,2
5.03.2021	XAU/USD	Long	1696.0000	1700.0000	1714.0000	1690.0000	180	54,6
8.03.2021	GBP/JPY	Long	150.300	150.500	151.600	149.890	20	1,7
8.03.2021	CAD/CHF	Long	0.7388	0.7393	0.7510	0.7347	5	2,6
9.03.2021	EUR/GBP	Short	0.8554	0.8530	0.8420	0.8564	-10	4,6
9.03.2021	XAU/USD	Short	1716.0000	1713.0000	1708.0000	1721.0000	80	16,1
10.03.2021	GBP/JPY	Short	151.050	150.600	148.000	151.320	45	2,0
10.03.2021	USD/JPY	Short	108.580	108.530	107.200	109.010	5	19,1
11.03.2021	USD/CAD	Short	1.2584	1.2555	1.2434	1.2623	150	131,3
12.03.2021	EUR/AUD	Short	1.5385	1.5350	1.5240	1.5405	-20	0,5
15.03.2021	GBP/JPY	Short	151.900	151.600	150.780	152.289	112	35,9
16.03.2021	NZD/USD	Short	0.7188	0.7160	0.7050	0.7192	-4	6,8
17.03.2021	GBP/USD	Long	1.3919	1.3941	1.4060	1.3900	-19	3,1
17.03.2021	XAU/USD	Short	1731.0000	1728.0000	1700.0000	1737.0000	30	0,3
17.03.2021	AUD/USD	Short	0.7717	0.7697	0.7600	0.7764	-47	3,4
17.03.2021	XAU/USD	Short	1746.0000	1744.0000	1720.0000	1753.0000	20	1,1
18.03.2021	GBP/JPY	Long	152.000	151.830	152.370	151.830	-17	10,4
18.03.2021	EUR/AUD	Long	1.5282	1.5305	1.5392	1.5236	110	22,0
18.03.2021	CHF/JPY	Long	117.650	118.000	118.600	117.440	-21	12,7
19.03.2021	XAU/USD	Short	1745.0000	1741.0000	1734.0000	1751.0000	110	7,2
22.03.2021	XAU/USD	Long	1729.0000	1732.0000	1760.0000	1727.0000	30	0,2
22.03.2021	EUR/CAD	Long	1.4882	1.4902	1.4952	1.4836	70	4,0
22.03.2021	XAU/USD	Short	1739.0000	1737.0000	1731.0000	1744.0000	80	2,8
23.03.2021	XAU/USD	Short	1738.5000	1736.0000	1700.0000	1742.5000	-40	0,4
23.03.2021	AUD/CHF	Short	0.7119	0.7089	0.6980	0.7162	-43	2,2
24.03.2021	XAU/USD	Short	1730.5000	1730.0000	1710.0000	1738.0000	5	2,0
24.03.2021	GBP/NZD	Short	1.9689	1.9663	1.9540	1.9723	-34	20,8
24.03.2021	US30/USD	Long	32420.0000	32470.0000	32584.0000	32320.0000	164	10,8
25.03.2021	USD/JPY	Short	109.100	108.900	108.000	109.180	-8	3,1
25.03.2021	XTI/USD	Long	58.2000	58.5000	60.0000	57.2800	180	14,8
29.03.2021	XAU/USD	Long	1723.0000	1726.5000		1719.0000	35	4,2
29.03.2021	XAU/USD	Short	1714.0000	1700.0000		1719.0000	140	0,5
30.03.2021	XAU/USD	Short	1700.0000	1697.0000		1702.0000	30	0,2
30.03.2021	US30/USD	Long	33025.0000	33065.0000		32906.0000	400	0,6



1) DETAILED STATS OF TARGETS (T1, T2, T3 etc.)



2) TARGET DURATION vs PROFIT/LOSS SCATTER CHART

