




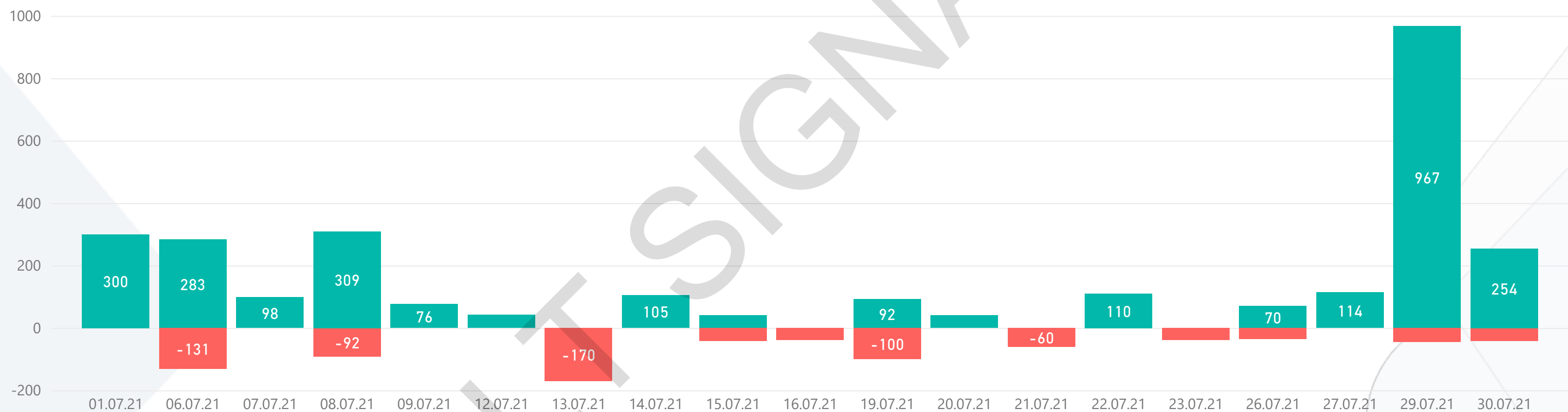
# ALTFX REPORT 2021 JULY

~TOTAL PIPS~  
2108



## 1) WIN & LOSS CHART

Win/Loss ● Loss ● Win



## 2) TOP WIN & LOSS TRADES

Date	Pair	Buy Rate	Sell Rate	+ Pips	Dur. (hours)
29.07.2021	US30/USD	35090.0000	35171.00	810	0,1
1.07.2021	GBP/NZD	1.9851	1.97000	151	27,7
6.07.2021	EUR/AUD	1.5627	1.57500	123	5,4
8.07.2021	GBP/JPY	153.330	152.11000	122	48,3
29.07.2021	USD/CAD	1.2571	1.24500	121	169,2

Date	Pair	Buy Rate	Sell Rate	- Pips	Dur. (hours)
21.07.2021	XAU/USD	1801.0000	1795.00	-60	5,5
6.07.2021	XAU/USD	1808.0000	1813.00	-50	1,2
8.07.2021	EUR/JPY	130.470	130.00000	-47	20,3
13.07.2021	NZD/CAD	0.8720	0.86750	-45	98,1
8.07.2021	EUR/NZD	1.7000	1.70450	-45	0,7

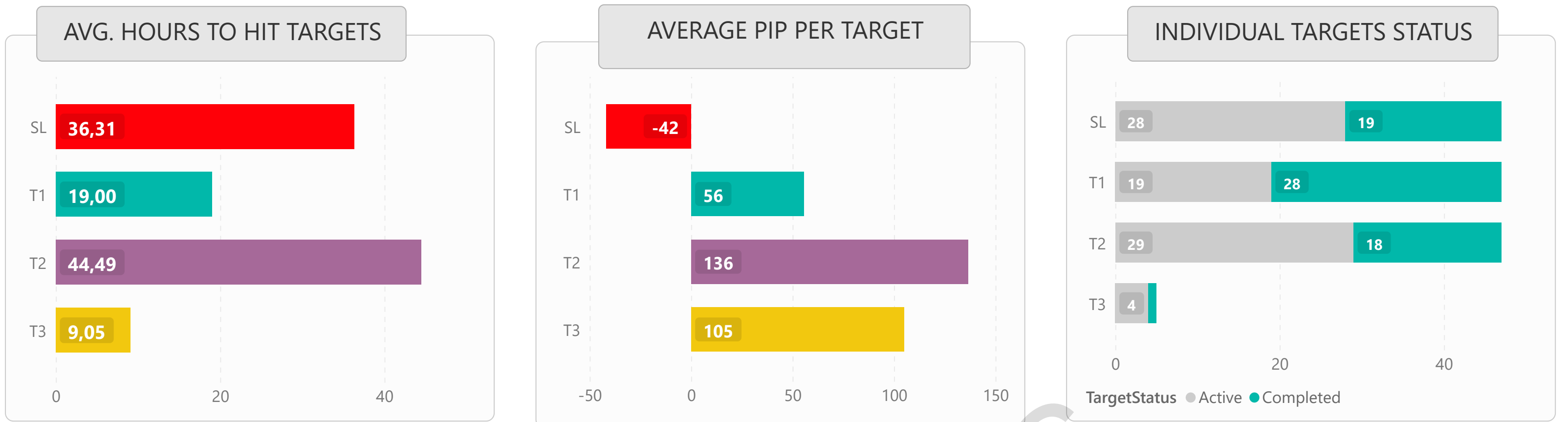


# LIST OF ALL TRADES

Signal Date	Pair	Long/Short	Buy Rate	T1 Rate	T2 Rate	T3 Rate	Stoploss Rate	Pips	Dur. (Hours)
29.06.2021	EUR/GBP	Short	0.8603	0.8562	0.8510		0.8644	41	47,3
29.06.2021	NZD/CHF	Short	0.6447	0.6400	0.6325		0.6485	-38	168,5
30.06.2021	USD/JPY	Long	110.480	110.950	111.560		110.080	108	31,8
30.06.2021	GBP/NZD	Short	1.9851	1.9809	1.9700		1.9895	151	27,7
1.07.2021	CAD/CHF	Long	0.7458	0.7500	0.7550		0.7415	-43	125,5
1.07.2021	GBP/JPY	Short	153.740	153.350	152.850		154.150	89	122,6
5.07.2021	USD/JPY	Short	110.900	110.500	109.730		111.230	117	73,5
5.07.2021	AUD/CAD	Long	0.9296	0.9340	0.9367		0.9260	71	27,1
6.07.2021	GBP/JPY	Short	153.330	152.900	152.110		153.760	122	48,3
6.07.2021	EUR/AUD	Long	1.5627	1.5687	1.5750		1.5592	123	5,4
6.07.2021	XAU/USD	Short	1808.0000	1802.0000	1795.0000	1784.0000	1813.0000	-50	1,2
7.07.2021	XAU/USD	Short	1806.8000	1801.0000	1794.0000	1784.0000	1815.0000	58	3,5
7.07.2021	GBP/USD	Short	1.3829	1.3780	1.3759		1.3870	70	23,2
7.07.2021	EUR/JPY	Long	130.470	130.980	131.770		130.000	-47	20,3
7.07.2021	XAU/USD	Short	1805.0000	1801.0000	1794.0000	1784.0000	1813.0000	40	0,5
8.07.2021	EUR/JPY	Long	129.950	130.400	130.710		129.440	76	27,0
8.07.2021	EUR/NZD	Short	1.7000	1.6930	1.6855		1.7045	-45	0,7
9.07.2021	NZD/CAD	Long	0.8720	0.8760	0.8815		0.8675	-45	98,1
12.07.2021	USD/CAD	Short	1.2512	1.2470	1.2418		1.2550	42	3,9
13.07.2021	EUR/AUD	Short	1.5832	1.5793	1.5709		1.5870	-38	4,2
13.07.2021	EUR/USD	Long	1.1842	1.1886	1.1950		1.1800	-42	4,0
13.07.2021	GBP/NZD	Short	1.9835	1.9780	1.9700		1.9880	-45	3,9
14.07.2021	XAU/USD	Long	1804.5000	1807.0000	1810.0000	1815.0000	1796.0000	105	9,1
14.07.2021	NZD/CAD	Short	0.8769	0.8730	0.8675		0.8810	-41	24,8
14.07.2021	GBP/USD	Short	1.3888	1.3848	1.3790		1.3930	40	22,3
15.07.2021	GBP/AUD	Short	1.8611	1.8567	1.8508		1.8650	-39	24,6
15.07.2021	EUR/JPY	Long	129.950	130.350	130.950		129.550	-40	91,5
19.07.2021	GBP/CAD	Short	1.7542	1.7505	1.7450		1.7585	92	3,9
19.07.2021	EUR/NZD	Short	1.6984	1.6941	1.6865		1.7010	-26	1,4
19.07.2021	GBP/USD	Long	1.3709	1.3756	1.3813		1.3675	-34	1,2
20.07.2021	XAU/USD	Long	1807.5000	1811.5000	1820.0000	1825.0000	1790.0000	40	2,2
21.07.2021	EUR/AUD	Short	1.6100	1.6045	1.5990		1.6145	110	22,7
21.07.2021	XAU/USD	Long	1801.0000	1806.0000	1816.0000		1795.0000	-60	5,5
21.07.2021	NZD/USD	Long	0.6924	0.6965	0.6994		0.6880	70	120,6
22.07.2021	USD/CAD	Short	1.2571	1.2525	1.2450		1.2613	121	169,2
22.07.2021	EUR/JPY	Long	130.070	130.510	131.090		129.680	-39	25,9
26.07.2021	EUR/USD	Long	1.1783	1.1825	1.1890		1.1745	42	28,9
26.07.2021	EUR/JPY	Short	129.900	129.450	128.900		130.250	-35	4,7
27.07.2021	EUR/CAD	Long	1.4810	1.4860	1.4882		1.4770	72	6,7
27.07.2021	CHF/JPY	Short	120.260	119.850	119.300		120.700	-44	35,4
28.07.2021	USD/CHF	Short	0.9142	0.9095	0.9045		0.9180	97	49,9
28.07.2021	GBP/CHF	Short	1.2691	1.2655	1.2570		1.2725	36	13,9
28.07.2021	AUD/CAD	Long	0.9231	0.9270	0.9325		0.9190	-41	48,5
29.07.2021	GBP/CHF	Short	1.2692	1.2640	1.2590		1.2725	102	32,4
29.07.2021	EUR/GBP	Long	0.8505	0.8535	0.8595		0.8460	30	31,0
29.07.2021	US30/USD	Long	35090.0000	35130.0000	35171.0000		35040.0000	810	0,1
30.07.2021	AUD/USD	Short	0.7369	0.7344	0.7275		0.7410	25	4,4



# 1) DETAILED STATS OF TARGETS (T1, T2, T3 etc.)



# 2) TARGET DURATION vs PROFIT/LOSS SCATTER CHART

