


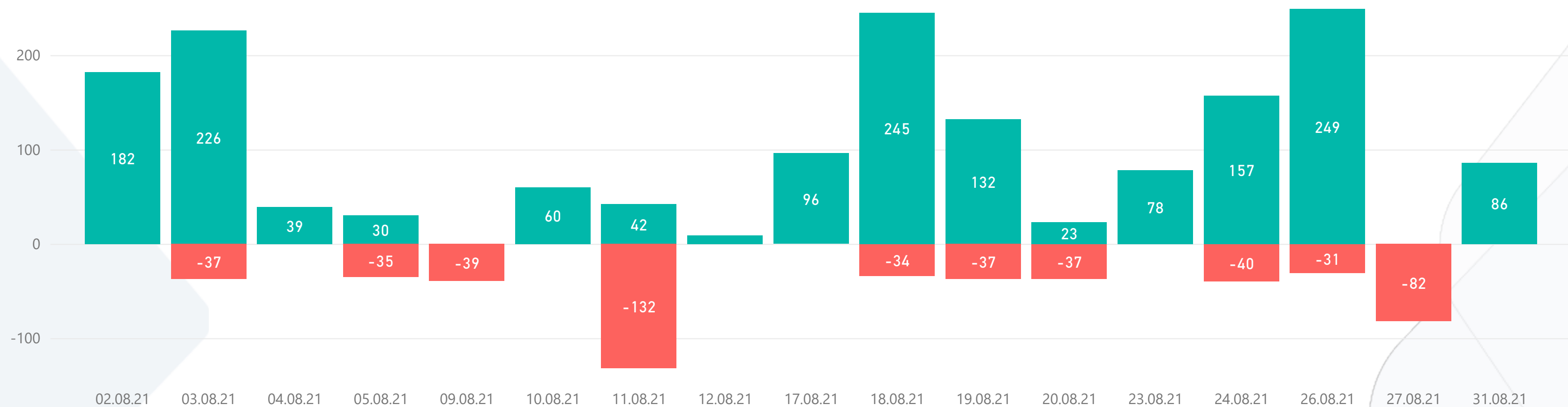
ALTFX REPORT 2021 AUGUST

~TOTAL PIPS~
1150



1) WIN & LOSS CHART

Win/Loss ● Loss ● Win



2) TOP WIN & LOSS TRADES

Date	Pair	Buy Rate	Sell Rate	+ Pips	Dur. (hours)
24.08.2021	EUR/NZD	1.7092	1.69350	157	24,3
19.08.2021	GBP/JPY	151.560	150.24000	132	71,7
2.08.2021	GBP/JPY	152.680	151.70000	98	8,3
3.08.2021	USD/CAD	1.2464	1.25600	96	27,2
17.08.2021	EUR/AUD	1.5989	1.60850	96	89,3

Date	Pair	Buy Rate	Sell Rate	- Pips	Dur. (hours)
11.08.2021	EUR/NZD	1.6749	1.67000	-49	29,3
11.08.2021	GBP/USD	1.3867	1.38	-42	43,8
11.08.2021	NZD/JPY	77.240	77.65000	-41	54,5
27.08.2021	NZD/USD	0.6944	0.70	-41	75,4
27.08.2021	AUD/USD	0.7254	0.73	-41	2,3

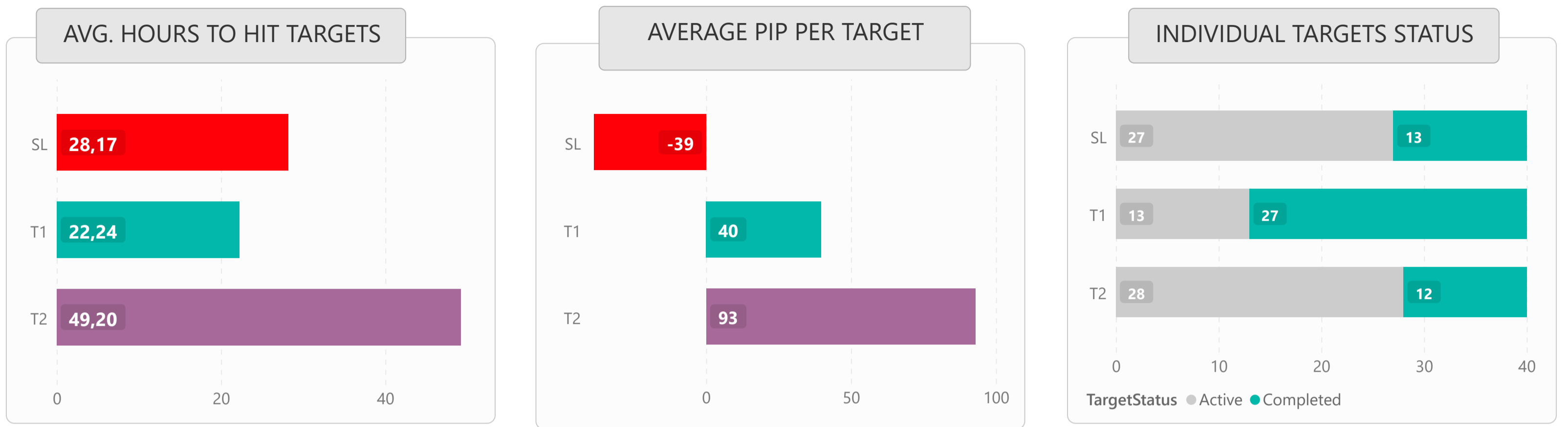


LIST OF ALL TRADES

Signal Date	Pair	Long/Short	Buy Rate	T1 Rate	T2 Rate	T3 Rate	Stoploss Rate	Pips	Dur. (Hours)
29.07.2021	EUR/GBP	Long	0.8505	0.8550	0.8595		0.8460	45	94,2
30.07.2021	AUD/USD	Short	0.7369	0.7330	0.7275		0.7410	39	69,4
2.08.2021	GBP/JPY	Short	152.680	152.250	151.700		153.100	98	8,3
2.08.2021	USD/CAD	Long	1.2464	1.2505	1.2560		1.2425	96	27,2
2.08.2021	EUR/JPY	Short	130.090	129.650	129.290		130.500	80	24,8
3.08.2021	CHF/JPY	Short	120.980	120.480	119.910		121.350	50	3,3
3.08.2021	EUR/AUD	Short	1.6081	1.6037	1.5976		1.6118	-37	3,3
4.08.2021	GBP/NZD	Long	1.9683	1.9722	1.9789		1.9636	39	4,0
4.08.2021	GBP/USD	Short	1.3905	1.3860	1.3800		1.3940	-35	20,8
5.08.2021	GBP/USD	Short	1.3934	1.3904	1.3840		1.3975	30	1,7
5.08.2021	EUR/CAD	Long	1.4785	1.4826	1.4900		1.4746	-39	93,2
6.08.2021	USD/CAD	Long	1.2509	1.2550	1.2569		1.2470	60	97,0
9.08.2021	NZD/JPY	Short	77.240	76.800	76.300		77.650	-41	54,5
9.08.2021	GBP/USD	Long	1.3867	1.3910	1.3960		1.3825	-42	43,8
10.08.2021	EUR/NZD	Long	1.6749	1.6795	1.6859		1.6700	-49	29,3
10.08.2021	USD/JPY	Short	110.520	110.490	109.580		110.950	3	49,4
11.08.2021	NZD/USD	Long	0.7008	0.7050	0.7100		0.6970	42	5,0
12.08.2021	EUR/GBP	Short	0.8472	0.8466	0.8375		0.8510	6	3,9
13.08.2021	EUR/AUD	Long	1.5989	1.6030	1.6085		1.5950	96	89,3
16.08.2021	GBP/JPY	Short	151.560	151.000	150.240		151.930	132	71,7
16.08.2021	EUR/USD	Short	1.1786	1.1752	1.1704		1.1814	82	48,3
17.08.2021	USD/CHF	Long	0.9116	0.9155	0.9186		0.9070	70	29,7
17.08.2021	CAD/JPY	Long	86.600	87.030	87.610		86.200	43	25,7
18.08.2021	EUR/NZD	Short	1.6990	1.6927	1.6862		1.7024	-34	2,2
18.08.2021	GBP/NZD	Short	2.0005	1.9955	1.9830		2.0050	50	4,5
18.08.2021	EUR/CAD	Short	1.4793	1.4761	1.4705		1.4830	-37	17,0
19.08.2021	USD/JPY	Long	109.600	109.830	110.830		109.200	23	31,0
19.08.2021	NZD/CAD	Short	0.8743	0.8700	0.8625		0.8780	-37	19,7
20.08.2021	NZD/CAD	Short	0.8814	0.8773	0.8736		0.8855	78	71,7
23.08.2021	AUD/CHF	Long	0.6574	0.6615	0.6664		0.6535	90	76,2
23.08.2021	EUR/NZD	Short	1.7092	1.7031	1.6935		1.7137	157	24,3
23.08.2021	USD/CHF	Long	0.9135	0.9176	0.9240		0.9100	41	70,1
24.08.2021	NZD/USD	Short	0.6944	0.6900	0.6845		0.6985	-41	75,4
24.08.2021	GBP/AUD	Long	1.8926	1.8970	1.9036		1.8886	-40	2,5
25.08.2021	GBP/JPY	Long	150.640	151.150	151.400		150.300	76	22,0
25.08.2021	CAD/JPY	Short	87.170	86.750	86.200		87.550	42	27,8
26.08.2021	EUR/NZD	Long	1.6921	1.6967	1.7066		1.6890	-31	2,3
27.08.2021	AUD/USD	Short	0.7254	0.7210	0.7160		0.7295	-41	2,3
30.08.2021	NZD/USD	Long	0.6996	0.7040	0.7095		0.6953	44	14,9
30.08.2021	AUD/USD	Long	0.7298	0.7340	0.7395		0.7255	42	22,1



1) DETAILED STATS OF TARGETS (T1, T2, T3 etc.)



2) TARGET DURATION vs PROFIT/LOSS SCATTER CHART

