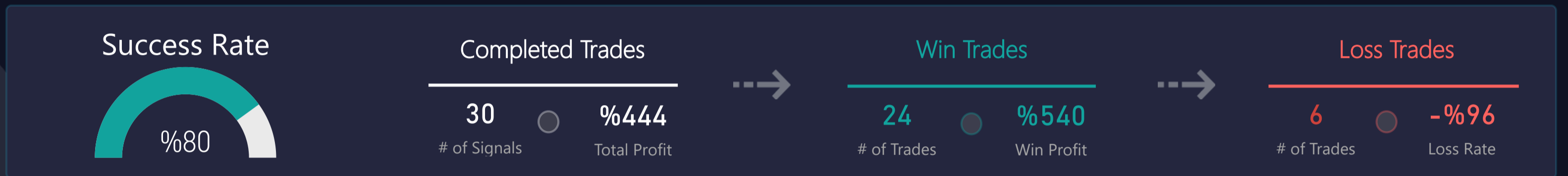




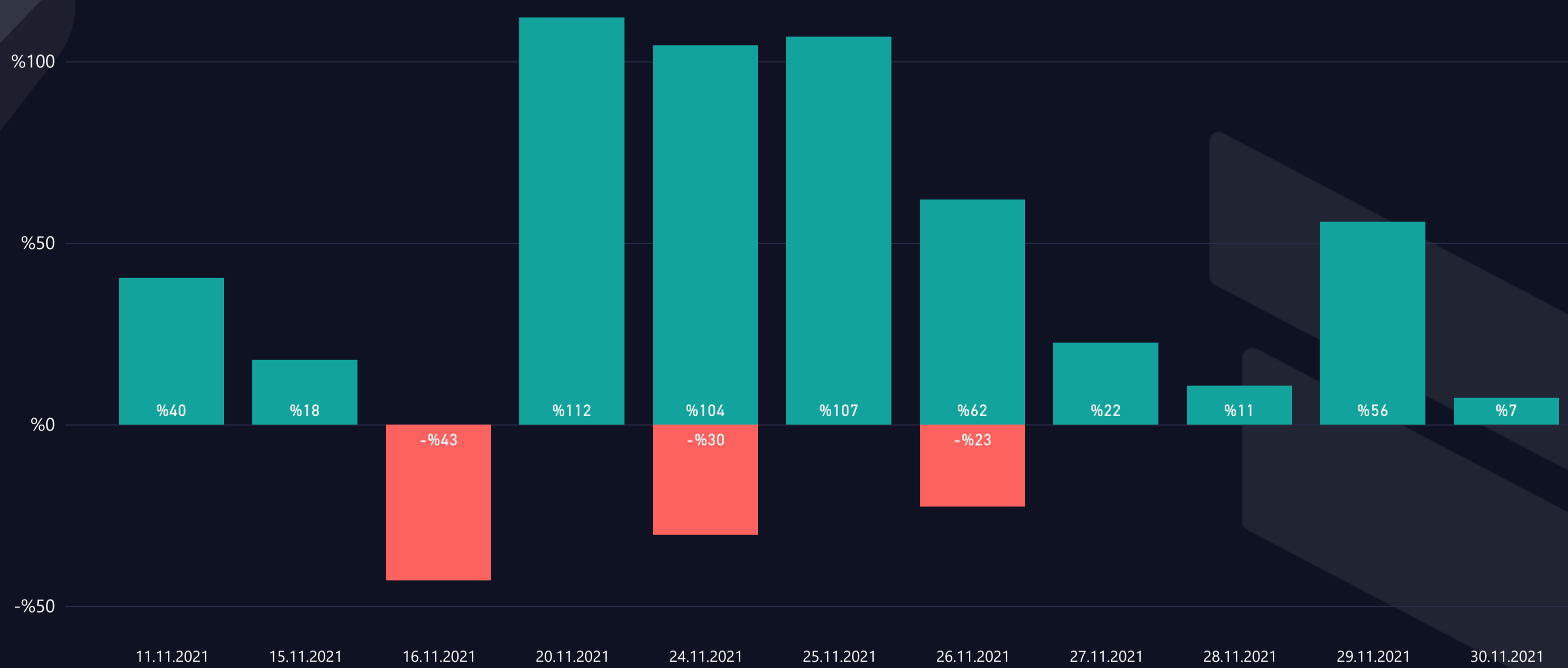
t.me/altsignals

# ALTSIGNALS BINANCE SPOT VIP REPORT 2021 NOVEMBER



## WIN & LOSS CHART

Win/Loss ● Loss ● Win



## TOP WIN & LOSS TRADES

Realization Date	Pair	Final Profit	Duration (hours)	Final Target
20.11.2021	DREP/USDT	%97,0	29,04	T04
24.11.2021	ALICE/USDT	%84,0	549,49	T04
26.11.2021	GTC/USDT	%62,0	64,98	T05
11.11.2021	MINA/USDT	%40,3	73,94	T05
25.11.2021	BAT/USDT	%35,9	547,89	T04

Realization Date	Pair	Total Loss	Duration (hours)
24.11.2021	SHIB/USDT	-%30,4	422,02
16.11.2021	FTT/USDT	-%18,4	210,34
26.11.2021	XRP/USDT	-%12,5	61,22
16.11.2021	BEL/USDT	-%12,4	45,83
16.11.2021	BEL/USDT	-%12,0	45,59



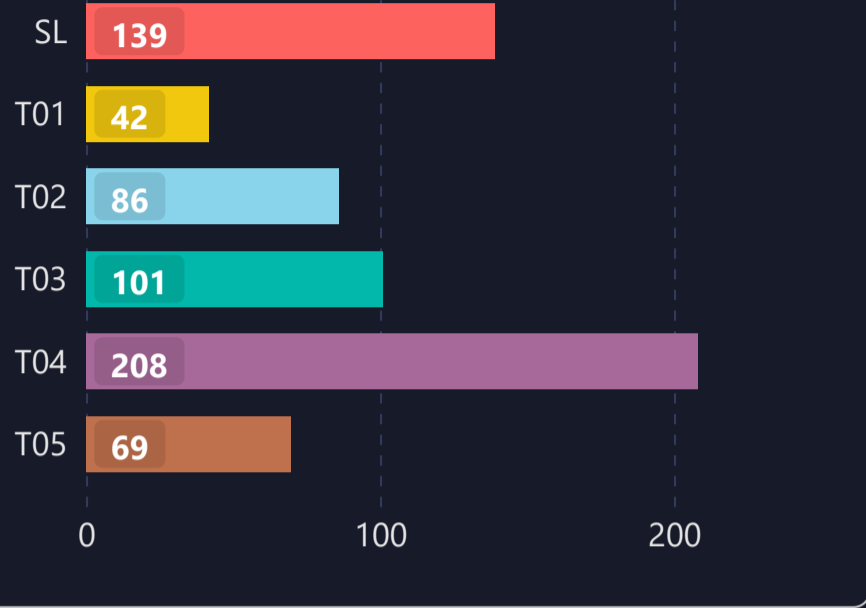
# LIST OF ALL TRADES

Signal Date	Pair	Lev.	Buy Rate	Target 1	Target 2	Target 3	Target 4	Target 5	Stop Loss	Man. Close	Dur. (Hours)	Final P/L
1.11.2021	ALICE/USDT	1	14.1320	17.0870	19.2930	22.0510	26.0000	38.0000	11.00000		408,75	%84,0 ▲
2.11.2021	BAT/USDT	1	1.0300	1.1200	1.1700	1.2200	1.4000		0.79500		246,00	%35,9 ▲
6.11.2021	SHIB/USDT	1	0.0001	0.0001	0.0001	0.0001	0.0001		0.00004		422,02	-%30,4 ▼
7.11.2021	FTT/USDT	1	62.5000	69.0000	77.0000	84.0000	99.0000	124.0000	51.00000		210,34	-%18,4 ▼
8.11.2021	MINA/USDT	1	4.2770	4.6070	4.7070	4.9000	5.2000	6.0000	4.00000		59,78	%40,3 ▲
14.11.2021	UNFI/USDT	1	12.0060	12.5000	13.0000	13.6000	14.2500	16.0000	10.40000		23,02	%4,1 ▲
14.11.2021	BEL/USDT	1	2.3870	2.6710	3.0000	3.5000	4.0000		2.10000		45,59	-%12,0 ▼
14.11.2021	BEL/USDT	1	2.3980	2.6710	3.0000	3.5000	4.0000		2.10000		45,83	-%12,4 ▼
14.11.2021	WING/USDT	1	21.1900	22.6500	23.2000	25.0000	30.0000		19.00000		20,56	%6,9 ▲
14.11.2021	WING/USDT	1	21.2250	22.6500	23.2000	25.0000	30.0000		19.00000		20,92	%6,7 ▲
15.11.2021	ORN/USDT	1	7.8900	9.0000	9.7000	11.2560	13.0000	16.0000	6.44300		122,64	%14,1 ▲
19.11.2021	DREP/USDT	1	0.6600	0.7500	0.8000	0.9500	1.3000		0.55000		18,47	%97,0 ▲
20.11.2021	TVK/USDT	1	0.4070	0.4300	0.4750	0.4900	0.5500	0.6000	0.29990		65,90	%20,4 ▲
20.11.2021	MIR/USDT	1	2.9680	3.0000	3.2000	3.6000	4.0000	4.5000	2.55000		0,53	%1,1 ▲
23.11.2021	SKL/USDT	1	0.3530	0.3600	0.4000	0.4350	0.5300	0.6000	0.31000		19,81	%23,2 ▲
23.11.2021	XRP/USDT	1	1.0280	1.1000	1.2000	1.3400	1.6000		0.90000		61,22	-%12,5 ▼
23.11.2021	LTC/USDT	1	212.7000	225.0000	245.0000	270.0000	300.0000		165.00000		41,18	%5,8 ▲
23.11.2021	KSM/USDT	1	325.4500	360.0000	400.0000	450.0000	500.0000		285.00000		109,47	%10,6 ▲
23.11.2021	GTC/USDT	1	9.2600	9.9000	10.8000	11.9000	13.0000	15.0000	7.00000		56,03	%62,0 ▲
24.11.2021	GALA/USDT	1	0.5220	0.5717	0.6300	0.7000			0.47000		7,76	%34,1 ▲
24.11.2021	FIL/USDT	1	49.6000	51.0000	52.0000				47.60000		5,30	%4,8 ▲
24.11.2021	WILD/USDT	1	6.7500	7.3000	7.9000	8.1500			6.07000		47,74	-%10,1 ▼
25.11.2021	QSP/ETH	1	0.0000	0.0000	0.0000	0.0000	0.0000		0.00001		4,27	%2,9 ▲
27.11.2021	ARDR/USDT	1	0.3385	0.3700	0.4300	0.5000	0.8000		0.25000		48,42	%9,3 ▲
27.11.2021	TLM/USDT	1	0.3850	0.4300	0.5000	0.6000	0.9000	1.1000	0.00000		36,50	%11,7 ▲
27.11.2021	KEEP/USDT	1	0.7350	0.7800	0.8200	0.8600	0.9000	1.0000	0.48000		5,92	%22,4 ▲
27.11.2021	COMP/USDT	1	263.3000	290.0000	330.0000	400.0000	500.0000		190.00000		68,08	%10,1 ▲
28.11.2021	DODO/USDT	1	1.3400	1.5000	1.8000	2.2000	2.8000		0.92000		20,44	%11,9 ▲
28.11.2021	CAKE/USDT	1	12.8600	14.5000	17.2800	21.0000	26.0000	40.0000	8.00000		22,02	%12,8 ▲
29.11.2021	WAVES/USDT	1	20.4900	22.0000	25.0000	27.0000	30.0000		17.00000		30,98	%7,4 ▲

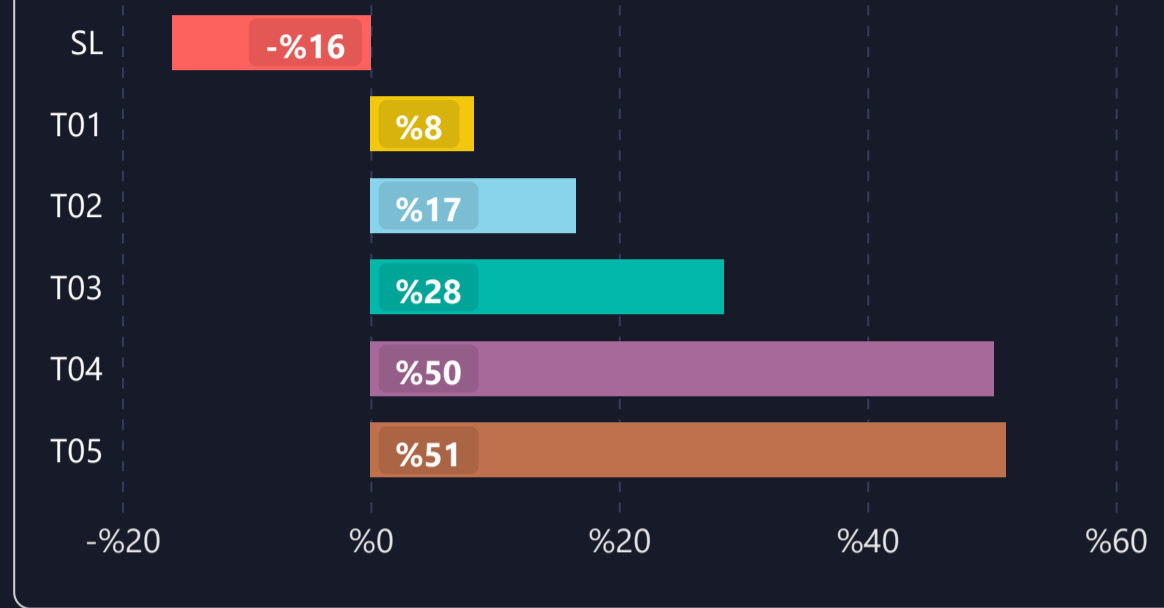


# 1) DETAILED STATS OF TARGETS (T1, T2, T3 etc.)

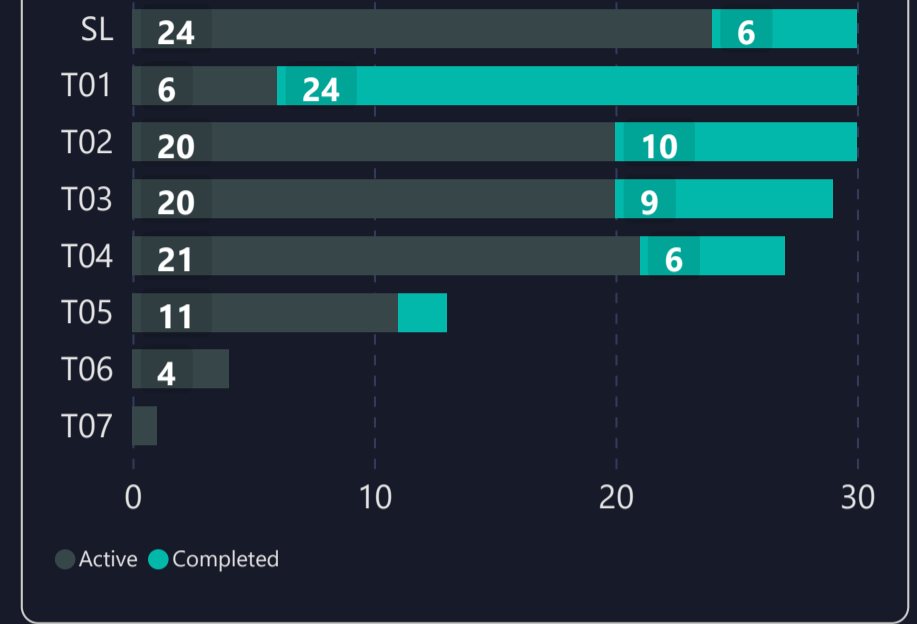
### AVERAGE HOURS TO HIT TARGETS



### AVERAGE PROFIT PER TARGET



### INDIVIDUAL TARGETS STATUS



# 2) TARGET DURATION vs PROFIT/LOSS SCATTER CHART

Targets ● SL ● T01 ● T02 ● T03 ● T04 ● T05

