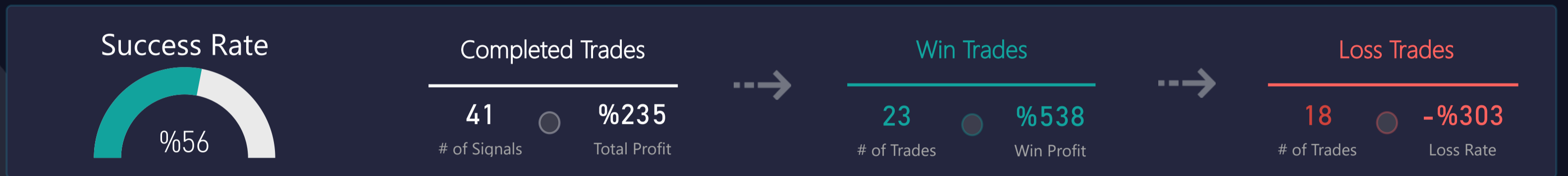




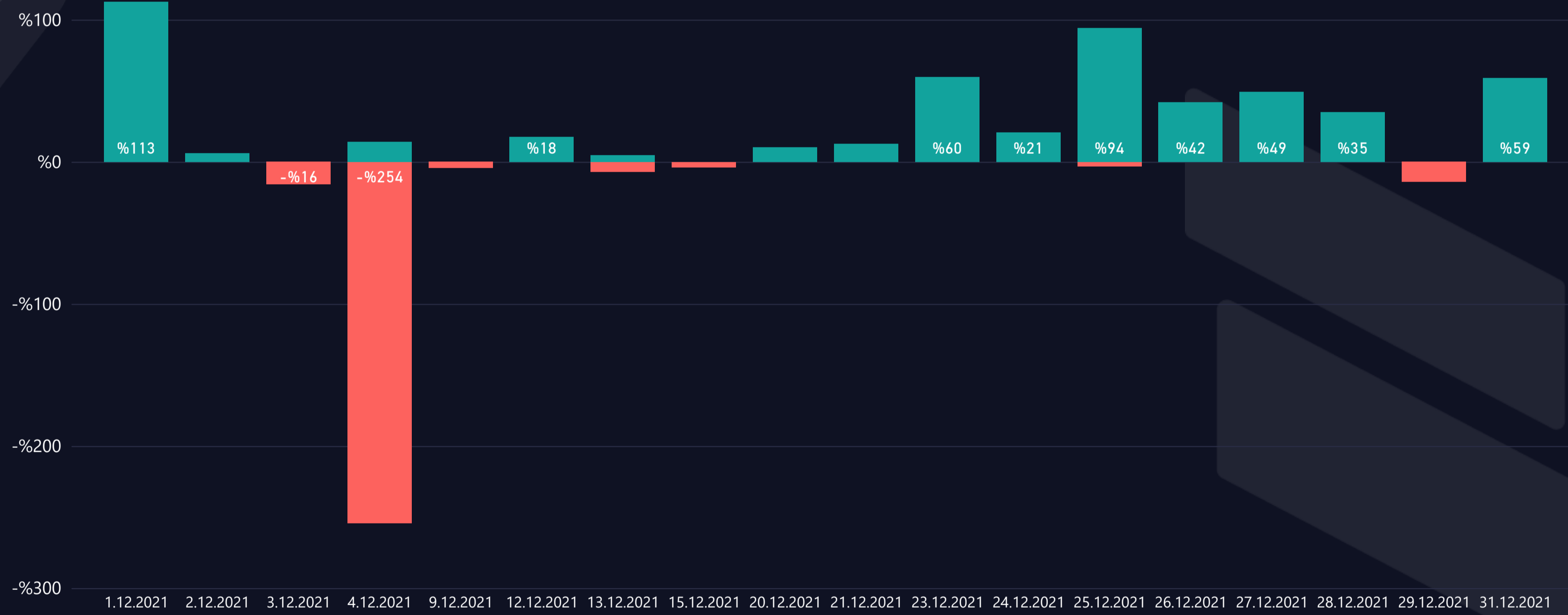
t.me/altsignals

ALTSIGNALS BINANCE SPOT VIP REPORT 2021 DECEMBER



WIN & LOSS CHART

Win/Loss ● Loss ● Win



TOP WIN & LOSS TRADES

Realization Date	Pair	Final Profit	Duration (days)	Final Target
1.12.2021	MBOX/USDT	%89,8	5,33	T04
25.12.2021	CHR/USDT	%42,1	12,36	T03
23.12.2021	STORJ/USDT	%37,0	12,45	T01
25.12.2021	SAND/USDT	%35,5	14,78	T01
28.12.2021	ANT/USDT	%34,9	2,79	T01

Realization Date	Pair	Total Loss	Duration (days)
4.12.2021	CVC/USDT	-%32,8	5,48
4.12.2021	UMA/USDT	-%28,5	1,85
4.12.2021	ADA/USDT	-%25,8	9,93
4.12.2021	EOS/USDT	-%23,8	0,81
4.12.2021	QNT/USDT	-%23,5	4,31



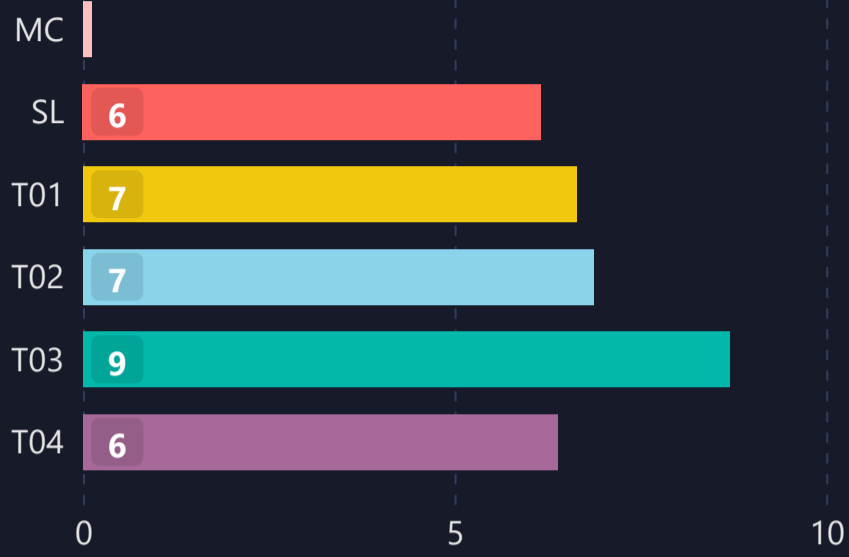
LIST OF ALL TRADES

Signal Date	Pair	Lev.	Buy Rate	Target 1	Target 2	Target 3	Target 4	Target 5	Stop Loss	Man. Close	Dur. (Days)	Final P/L
15.11.2021	ORN/USDT	1	7.8900	9.0000	9.7000	11.2560	13.0000	16.0000	6.44300		12,21	%14,1 ▲
23.11.2021	KSM/USDT	1	325.4500	360.0000	400.0000	450.0000	500.0000		285.00000		6,03	%22,9 ▲
24.11.2021	ADA/USDT	1	1.6175	1.9000	2.4000	2.9000	3.5000	5.0000	1.20000		9,93	-%25,8 ▼
24.11.2021	DOT/USDT	1	37.3300	43.8100	46.0000	48.0000	50.0000	55.0000	30.00000		10,23	-%19,6 ▼
24.11.2021	KAVA/USDT	1	5.3595	5.8000	6.2000	7.0000	7.5000	8.0000	4.20000		10,32	-%21,6 ▼
25.11.2021	GHST/USDT	1	2.9750	3.3000	3.5000	3.9000	4.0000	5.0000	2.30000		8,79	-%22,7 ▼
25.11.2021	MKR/USDT	1	3325.0000	3500.0000	3700.0000	4000.0000	4500.0000	5000.0000	2800.00000		8,20	-%15,8 ▼
25.11.2021	MBOX/USDT	1	6.5850	8.7500	10.5000	11.0000	12.5000	13.0000	3.14400		5,06	%89,8 ▲
27.11.2021	ADA/USDT	1	1.5020	1.8000	2.3000	2.8000	3.2000	4.0000	1.20000		6,88	-%20,1 ▼
28.11.2021	CVC/USDT	1	0.4910	0.6200	0.7000	0.9000	1.2000		0.33000		5,48	-%32,8 ▼
29.11.2021	CHZ/USDT	1	0.4667	0.5000	0.7000	0.9100	1.2000		0.36000		4,48	-%22,9 ▼
30.11.2021	QNT/USDT	1	206.5000	225.0000	250.0000	305.0000	350.0000		158.00000		4,31	-%23,5 ▼
2.12.2021	SUPER/USDT	1	1.7850	2.0300	2.3600	2.6000	3.0000		1.55000		1,68	-%13,2 ▼
2.12.2021	UMA/USDT	1	11.6100	14.6450	16.2700	19.6000	23.0000		8.30000		1,85	-%28,5 ▼
2.12.2021	ALICE/USDT	1	20.9550	22.2300	24.0000	26.0000	30.0000	40.0000	18.00000		0,22	%6,1 ▲
3.12.2021	EOS/USDT	1	3.9360	4.3000	4.6680	5.0000	5.3580	6.0000	3.00000		0,81	-%23,8 ▼
6.12.2021	POND/USDT	1	0.0708	0.0887	0.1000	0.1200	0.1688				21,02	%25,3 ▲
7.12.2021	SAND/USDT	1	5.5990	6.5300	7.5400	8.4800	10.0000				17,90	%16,6 ▲
8.12.2021	SOL/USDT	1	190.3500	200.0000	215.0000	225.0000	250.0000		182.00000		0,80	-%4,4 ▼
9.12.2021	GALA/USDT	1	0.5269	0.5800	0.6200	0.6500	0.7000	0.8000			2,56	%17,7 ▲
9.12.2021	SAND/USDT	1	5.4850	5.8000	6.3000	6.8000	7.0000		4.00000		15,03	%24,0 ▲
10.12.2021	ADA/USDT	1	1.3000	1.4800	1.8200	2.3000	3.0000	4.1200	0.85000		13,36	%13,8 ▲
10.12.2021	STORJ/USDT	1	1.4600	2.0000	2.6200	3.7200	4.3000		0.84000		12,45	%37,0 ▲
10.12.2021	SAND/USDT	1	4.9009	6.6400	8.0000	11.4700	16.0000	22.0000			14,78	%35,5 ▲
11.12.2021	MATIC/USDT	1	2.0570	2.2000	2.3500	2.4500	2.5100	2.6500	1.94500		1,49	-%5,4 ▼
12.12.2021	CHR/USDT	1	0.5980	0.6600	0.7300	0.8500	1.0000		0.40000		10,76	%42,1 ▲
12.12.2021	DOT/USDT	1	28.7000	30.0000	34.5000	38.0000	45.0000				0,29	%4,5 ▲
13.12.2021	UNI/USDT	1	15.4300	17.5800	20.2000	22.9800	27.1000		10.50000	15.2000	0,11	-%1,5 ▼
13.12.2021	ZEC/USDT	1	165.2000	175.0000	203.3000	215.5000	230.0000		142.00000		16,11	-%14,0 ▼
14.12.2021	XTZ/USDT	1	4.4600	4.0000					4.74000		5,81	%10,3 ▲
15.12.2021	GALA/USDT	1	0.5022	0.5396	0.5500	0.6000			0.48309		0,19	-%3,8 ▼
15.12.2021	XRP/USDT	1	0.7999	0.8552	0.8846	0.9821			0.75851		6,21	%22,8 ▲
17.12.2021	AVAX/USDT	1	106.5000	120.0000	156.0000	185.0000	200.0000		85.54500		3,78	%12,7 ▲
19.12.2021	ALGO/USDT	1	1.3607	1.5430	1.7800	2.1500			1.22000		8,29	%30,8 ▲
19.12.2021	SOL/USDT	1	180.0300	195.0000	201.4000	236.0000			160.00000		6,44	%11,9 ▲
23.12.2021	RSR/USDT	1	0.0316	0.0338	0.0375	0.0420	0.0489		0.02504		0,99	%6,9 ▲
23.12.2021	LINA/USDT	1	0.0405	0.0430	0.0477	0.0554	0.0617		0.03332		1,48	%17,9 ▲
23.12.2021	ALGO/USDT	1	1.3880	1.4400	1.5600	1.6500	1.7800		1.19000		2,43	%28,2 ▲
23.12.2021	DOT/USDT	1	28.9200	32.4000	38.6700	44.0000			21.91000		3,80	%12,0 ▲
25.12.2021	ALICE/USDT	1	14.1100	14.9000	15.3000	18.0000	23.0000		13.65000		0,07	-%3,3 ▼
26.12.2021	ANT/USDT	1	9.9800	13.4650	24.8760	34.0320	52.9090				2,79	%34,9 ▲

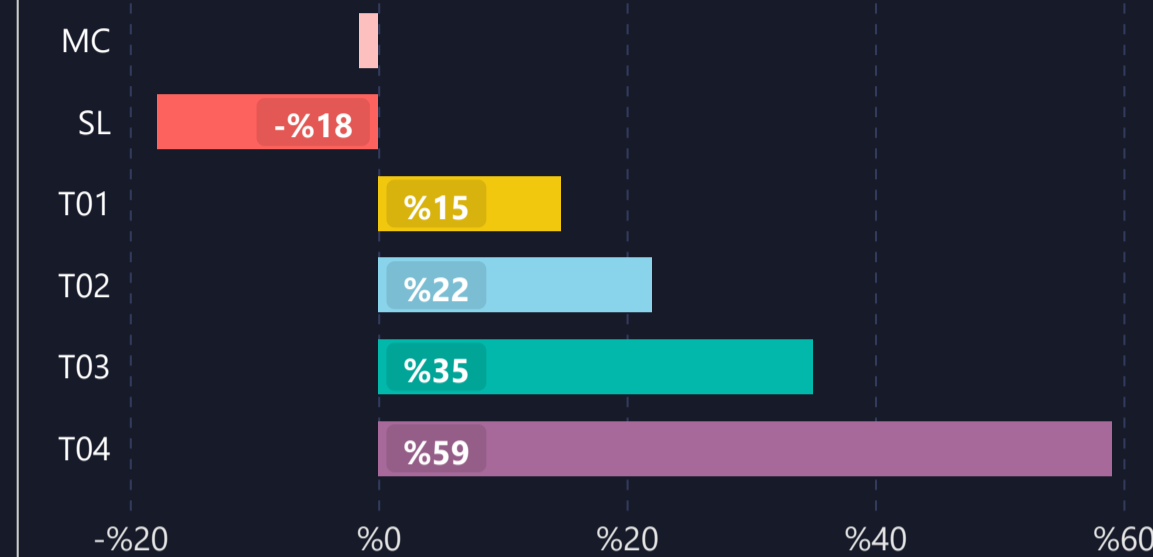


1) DETAILED STATS OF TARGETS (T1, T2, T3 etc.)

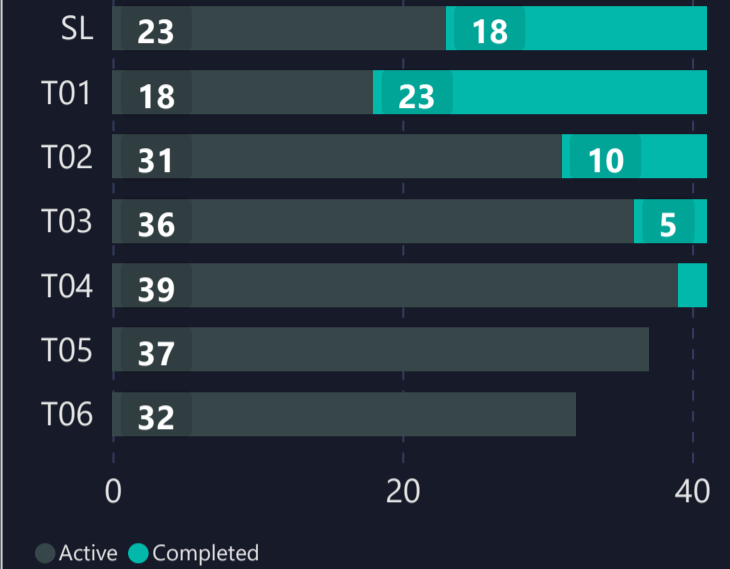
AVERAGE DAYS TO HIT TARGETS



AVERAGE PROFIT PER TARGET



INDIVIDUAL TARGETS STATUS



2) TARGET DURATION vs PROFIT/LOSS SCATTER CHART

Targets ● MC ● SL ● T01 ● T02 ● T03 ● T04

