


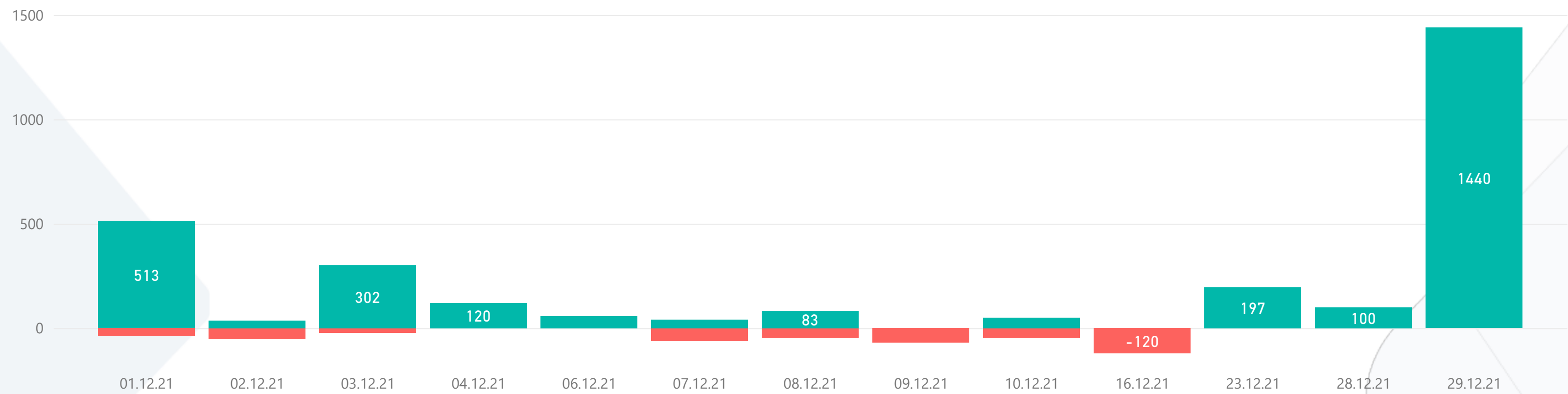
ALTFX REPORT 2021 DECEMBER

~TOTAL PIPS~
2479



1) WIN & LOSS CHART

Win/Loss ● Loss ● Win



2) TOP WIN & LOSS TRADES

Date	Pair	Buy Rate	Sell Rate	+ Pips	Dur. (hours)
29.12.2021	US30/USD	36490.0000	1800.00	1440	25,9
1.12.2021	XAU/USD	1785.5000	1748.33	372	1,5
3.12.2021	NZD/CAD	0.8876	0.86450	231	748,5
23.12.2021	XAU/USD	1805.1900	1785.54	197	126,8
4.12.2021	NZD/USD	0.6810	0.67	120	38,1

Date	Pair	Buy Rate	Sell Rate	- Pips	Dur. (hours)
7.12.2021	XAU/USD	1783.5000	1777.23	-63	6,2
16.12.2021	XAU/USD	1788.5000	1794.50	-60	1,4
16.12.2021	XAU/USD	1790.0000	1796.00	-60	0,9
2.12.2021	EUR/NZD	1.6600	1.66531	-53	2,3
8.12.2021	GBP/NZD	1.9500	1.94530	-47	4,0

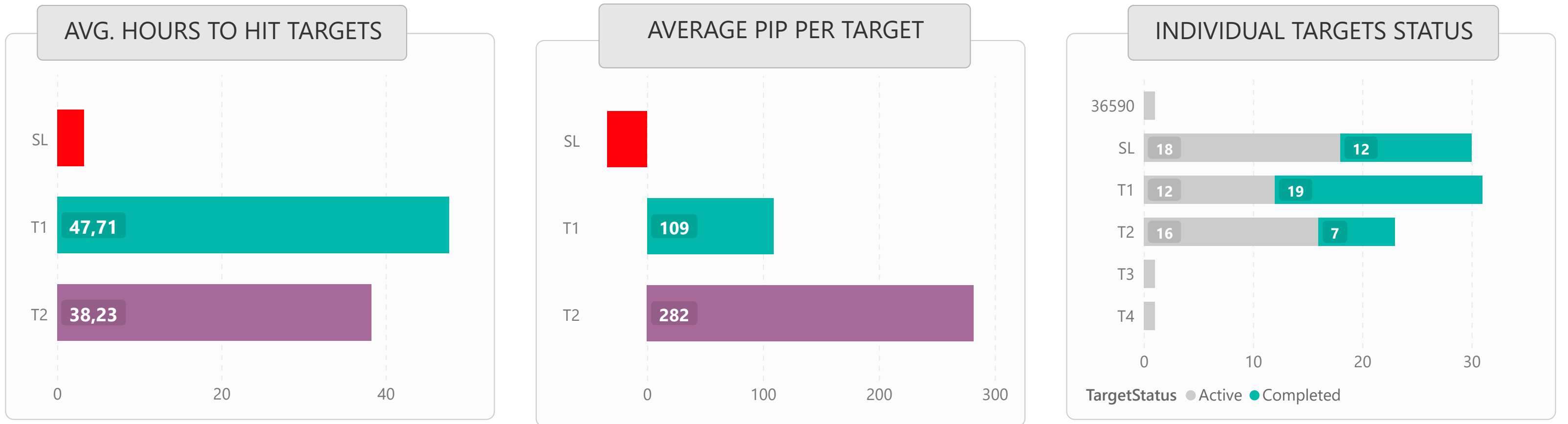


LIST OF ALL TRADES

Signal Date	Pair	Long/Short	Buy Rate	T1 Rate	T2 Rate	T3 Rate	Stoploss Rate	Pips	Dur. (Hours)
2.11.2021	NZD/CAD	Short	0.8876	0.8645			0.8968	231	748,5
30.11.2021	EUR/AUD	Short	1.5901	1.5839	1.5754		1.5970	62	14,2
1.12.2021	EUR/USD	Short	1.1315	1.1305	1.1286		1.1376	29	46,4
1.12.2021	GBP/JPY	Short	150.800	150.385	149.832		151.185	-38	0,2
1.12.2021	CHF/JPY	Short	123.350	123.020	122.800		123.520	33	3,0
1.12.2021	XAU/USD	Long	1781.5000	1784.4300	1786.1500		1775.3500	47	0,8
1.12.2021	XAU/USD	Short	1785.5000	1748.3300			1790.1300	372	1,5
2.12.2021	XAU/USD	Short	1776.5000	1772.9800			1781.5200	35	0,9
2.12.2021	NZD/USD	Short	0.6810	0.6780	0.6690		0.6850	120	38,1
2.12.2021	EUR/NZD	Short	1.6600	1.6401	1.6297		1.6653	-53	2,3
3.12.2021	DJ30/USD	Short	34360.0000	34343.0000			34754.0000	17	0,3
3.12.2021	EUR/CAD	Short	1.4485	1.4473	1.4453		1.4507	-22	0,8
3.12.2021	GBP/JPY	Short	150.600	150.350	148.981		150.831	25	5,8
6.12.2021	XAU/USD	Short	1783.3000	1779.2800	1776.3200		1787.3200	40	5,5
6.12.2021	EUR/CAD	Long	1.4317	1.4352	1.4357		1.4539	40	13,4
6.12.2021	GBP/JPY	Short	150.200	150.030	149.428		151.938	17	1,6
7.12.2021	XAU/USD	Long	1783.5000	1786.3500			1777.2300	-63	6,2
8.12.2021	EUR/CAD	Long	1.4288	1.4322	1.4403		1.4213	34	7,4
8.12.2021	XAU/USD	Long	1787.0000	1784.4300			1791.8700	49	1,9
8.12.2021	GBP/NZD	Long	1.9500	1.9593	1.9567		1.9453	-47	4,0
9.12.2021	EUR/CAD	Short	1.4330	1.4310	1.4280		1.4364	-33	5,3
9.12.2021	EUR/AUD	Short	1.5795	1.5665	1.5595		1.5830	-35	3,1
10.12.2021	AUD/CHF	Short	0.6600	0.6580	0.6545		0.6625	-25	4,9
10.12.2021	EUR/CAD	Short	1.4350	1.4310	1.4246		1.4394	40	2,9
10.12.2021	NZD/CAD	Short	0.8618	0.8594	0.0000		0.8640	-22	7,7
10.12.2021	XAU/USD	Long	1772.1000	1773.2300			1769.8300	11	1,1
16.12.2021	XAU/USD	Short	1788.5000	1784.0000	1774.0000		1794.5000	-60	1,4
16.12.2021	XAU/USD	Short	1790.0000	1750.0000			1796.0000	-60	0,9
17.12.2021	XAU/USD	Short	1805.1900	1795.0000	1785.5400		1810.1200	197	126,8
28.12.2021	XAU/USD	Long	1810.0000	1815.0000	1820.0000		1800.0000	100	16,2
28.12.2021	US30/USD	Short	36490.0000	36400.0000	36346.0000	36200.0000		1440	25,9



1) DETAILED STATS OF TARGETS (T1, T2, T3 etc.)



2) TARGET DURATION vs PROFIT/LOSS SCATTER CHART

