


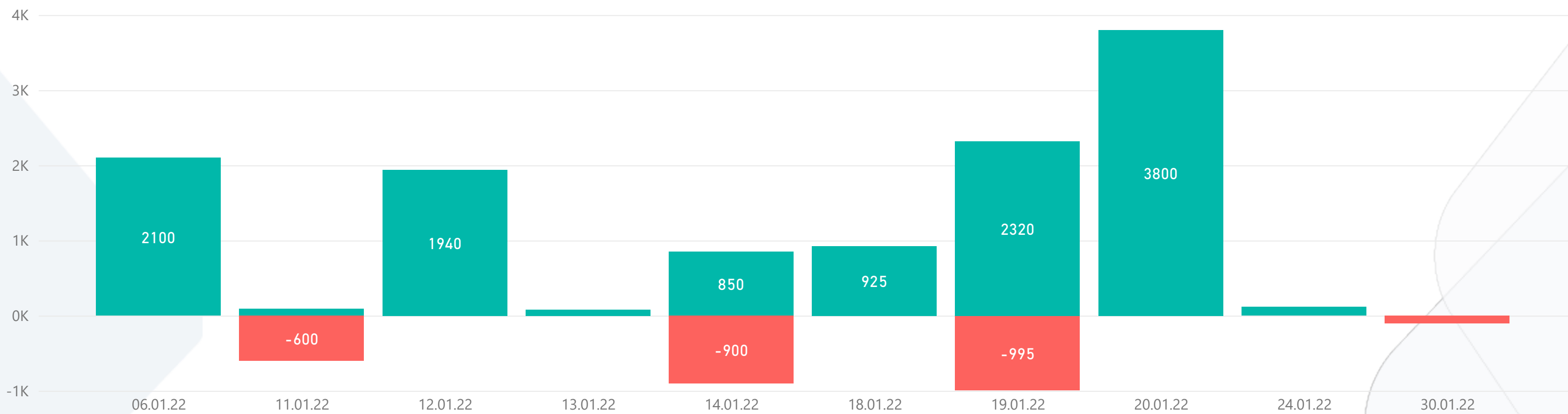
ALTFX REPORT 2022 JANUARY

~TOTAL PIPS~
9625



1) WIN & LOSS CHART

Win/Loss ● Loss ● Win



2) TOP WIN & LOSS TRADES

Date	Pair	Buy Rate	Sell Rate	+ Pips	Dur. (hours)
20.01.2022	US30/USD	35480.0000	35100.00	3800	4,8
19.01.2022	US30/USD	35490.0000	35258.00	2320	4,8
6.01.2022	US30/USD	36510.0000	36200.00	2100	3,3
12.01.2022	US30/USD	36257.0000	36451.00	1940	5,4
14.01.2022	US30/USD	35800.0000	36400.00	850	0,8

Date	Pair	Buy Rate	Sell Rate	- Pips	Dur. (hours)
19.01.2022	US30/USD	35340.0000	35250.00	-900	0,6
14.01.2022	US30/USD	36090.0000	36000.00	-900	2,4
11.01.2022	US30/USD	36130.0000	36070.00	-600	18,6
30.01.2022	GBP/JPY	154.200	153.20000	-100	219,9
19.01.2022	XAU/USD	1818.5000	1828.00	-95	2,7

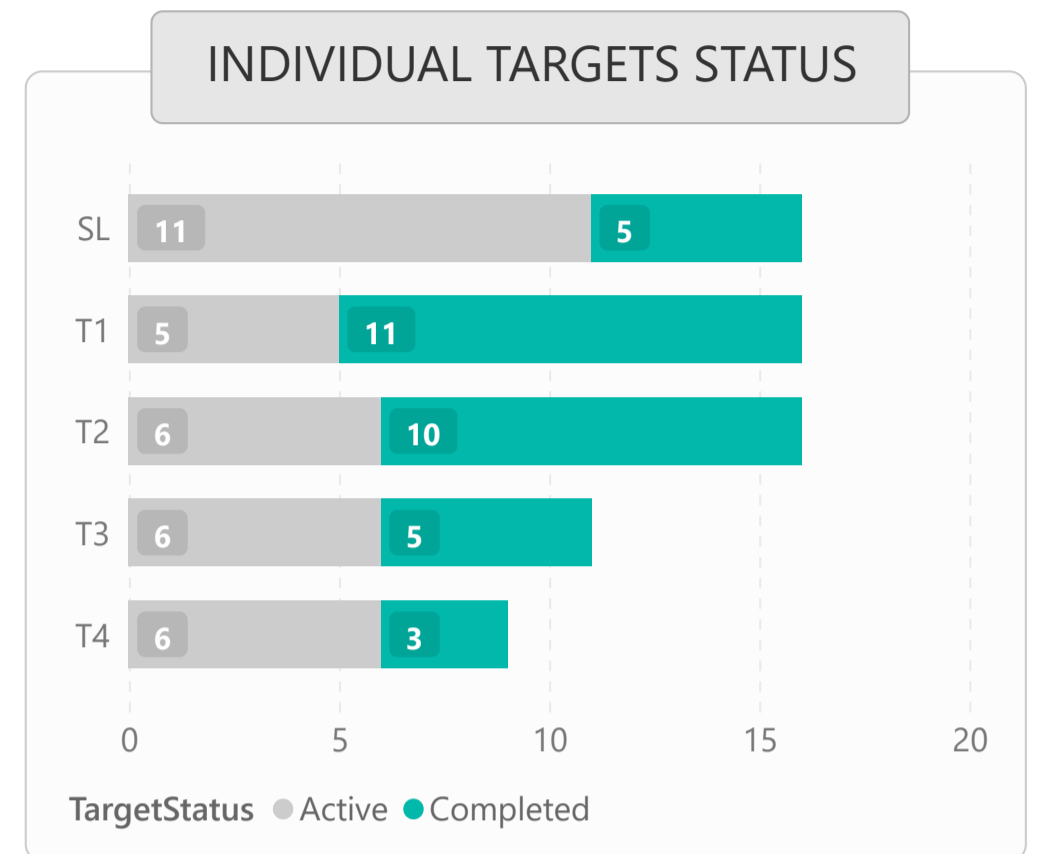
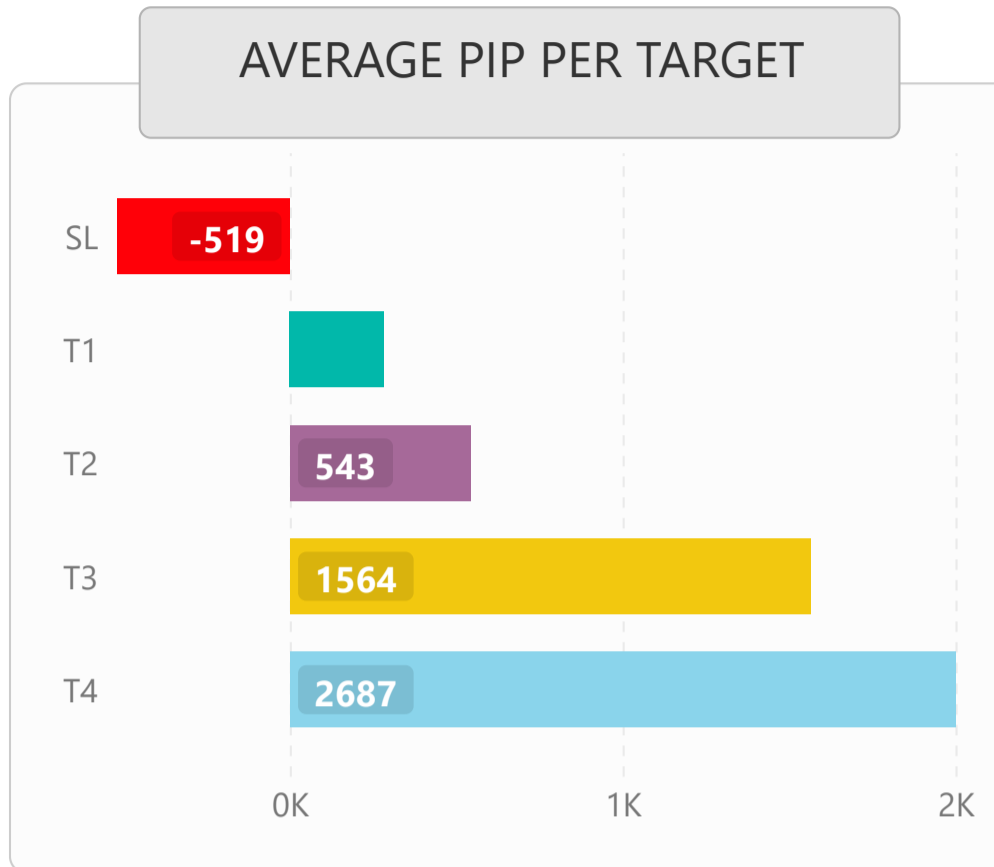
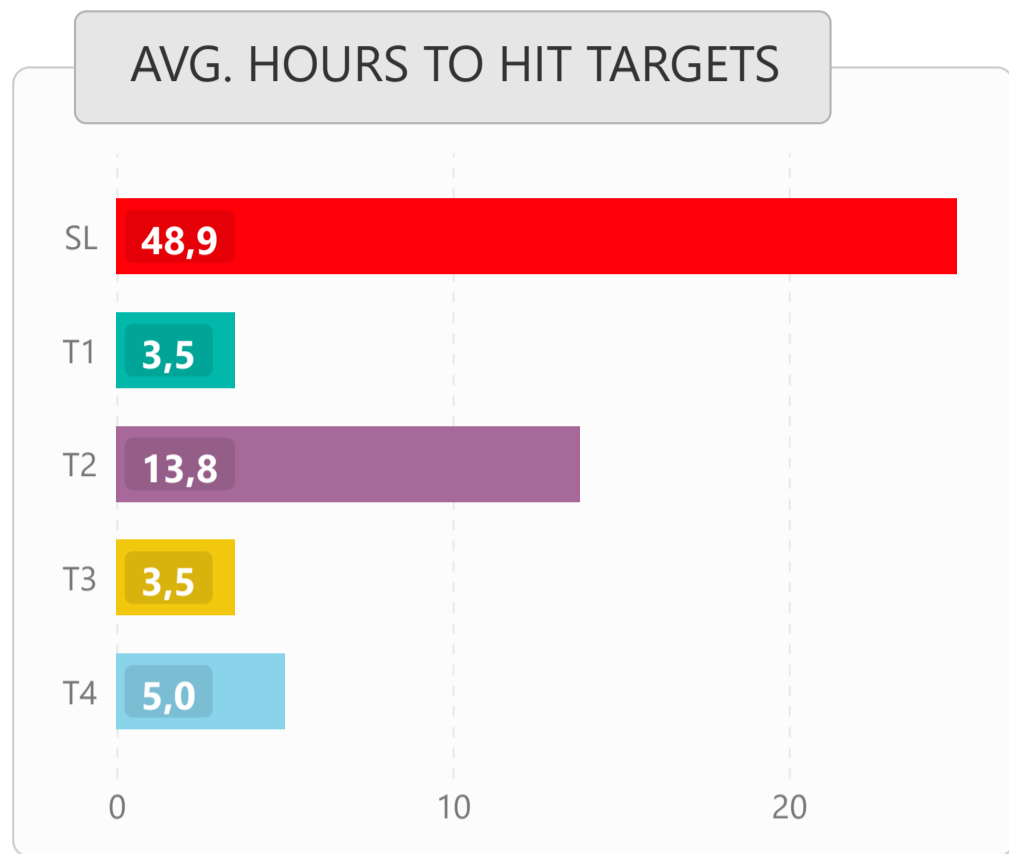


LIST OF ALL TRADES

Signal Date	Pair	Long/Short	Buy Rate	T1 Rate	T2 Rate	T3 Rate	Stoploss Rate	Pips	Dur. (Hours)
6.01.2022	US30/USD	Short	36510.0000	36450.0000	36400.0000	36300.0000	36600.0000	2100	3,3
10.01.2022	US30/USD	Long	36130.0000	36180.0000	36250.0000	36300.0000	36070.0000	-600	18,6
11.01.2022	XAU/USD	Short	1810.0000	1805.0000	1802.0000	1801.0000	1820.0000	90	5,0
12.01.2022	US30/USD	Long	36257.0000	36290.0000	36350.0000	36400.0000	36180.0000	1940	5,4
12.01.2022	XAU/USD	Short	1822.0000	1817.0000	1814.0000		1832.0000	80	25,7
14.01.2022	US30/USD	Long	36090.0000	36150.0000	36200.0000	36300.0000	36000.0000	-900	2,4
14.01.2022	US30/USD	Long	35800.0000	35885.0000	36000.0000	36200.0000	35710.0000	850	0,8
17.01.2022	XAU/USD	Short	1822.0000	1817.0000	1811.0000		1835.0000	110	23,3
18.01.2022	XAU/USD	Short	1814.0000	1810.0000	1805.5000		1819.0000	85	1,5
18.01.2022	US30/USD	Long	35370.0000	35400.0000	35443.0000	35600.0000	35300.0000	730	0,7
19.01.2022	XAU/USD	Short	1818.5000	1815.0000	1805.0000		1828.0000	-95	2,7
19.01.2022	US30/USD	Short	35490.0000	35450.0000	35400.0000	35300.0000	35570.0000	2320	4,8
19.01.2022	US30/USD	Long	35340.0000	35420.0000	35500.0000	35600.0000	35250.0000	-900	0,6
20.01.2022	US30/USD	Short	35480.0000	35440.0000	35350.0000	35250.0000	35560.0000	3800	4,8
21.01.2022	XAU/USD	Short	1840.0000	1836.0000	1828.5000	1805.0000	1846.0000	115	73,0
21.01.2022	GBP/JPY	Long	154.200	154.600	155.200		153.200	-100	219,9



1) DETAILED STATS OF TARGETS (T1, T2, T3 etc.)



2) TARGET DURATION vs PROFIT/LOSS SCATTER CHART

