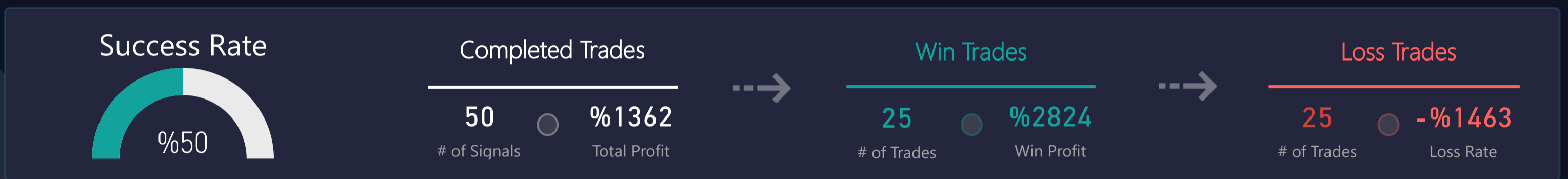




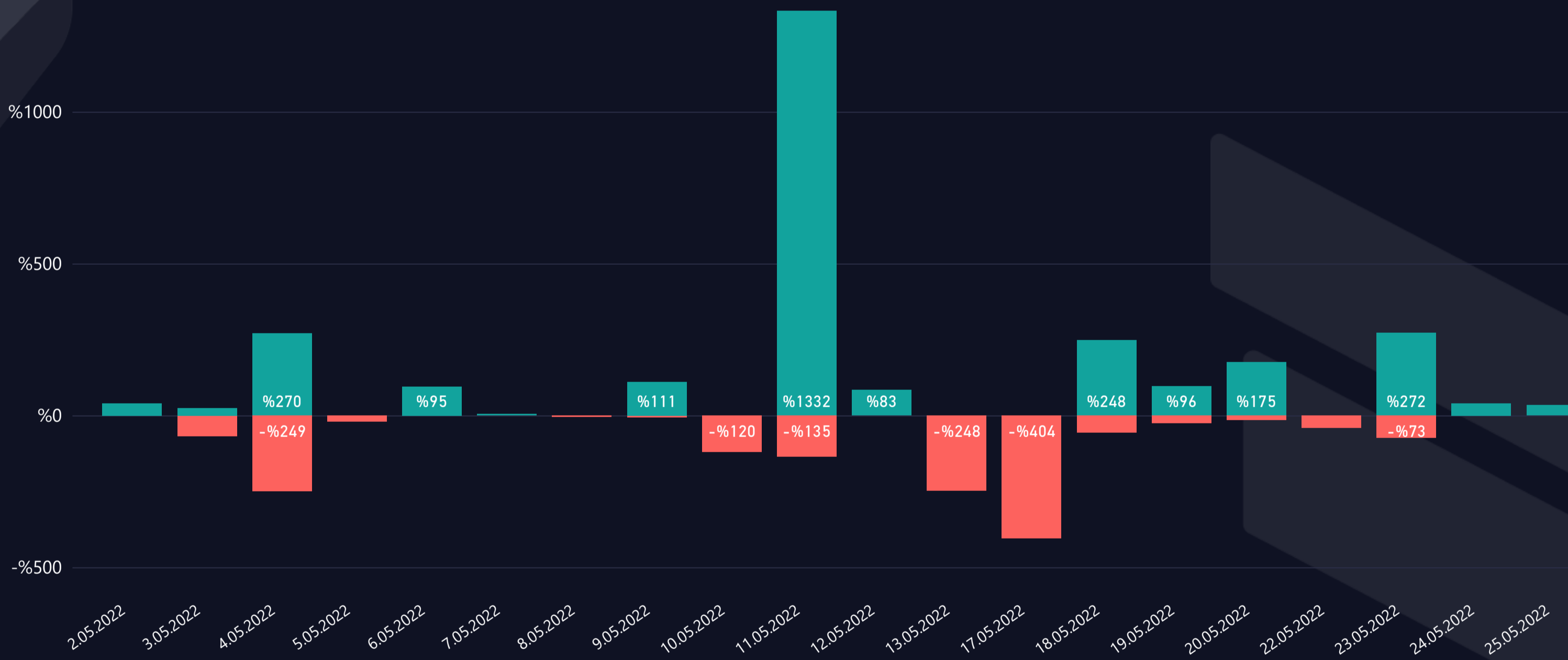
t.me/altsignals

ALTSIGNALS BINANCE FUTURES VIP REPORT 2022 MAY



WIN & LOSS CHART

Win/Loss ● Loss ● Win



TOP WIN & LOSS TRADES

Realization Date	Pair	Final Profit	Duration (hours)	Final Target
11.05.2022	LUNA/USDT	%999,5	0,12	T02
11.05.2022	DOT/USDT	%213,7	15,64	T02
18.05.2022	AVAX/USDT	%185,5	6,49	T03
4.05.2022	CRV/USDT	%172,0	32,65	T03
11.05.2022	SOL/USDT	%118,7	1,98	T02

Realization Date	Pair	Total Loss	Duration (hours)
13.05.2022	CHZ/USDT	-%211,9	5,33
17.05.2022	DOT/USDT	-%139,0	17,45
11.05.2022	ETH/USDT	-%135,0	11,56
10.05.2022	DOT/USDT	-%120,0	8,46
17.05.2022	XLM/USDT	-%110,0	14,66



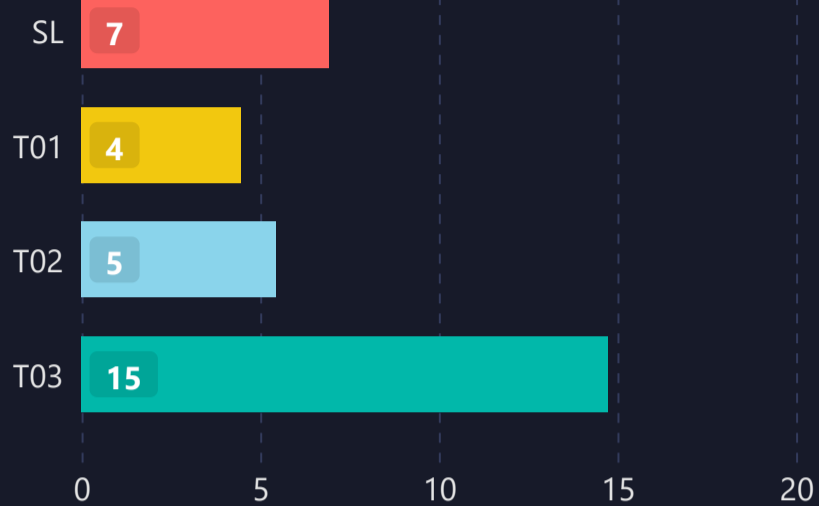
LIST OF ALL TRADES

Signal Date	Pair	Lev.	Buy Rate	Target 1	Target 2	Target 3	Target 4	Target 5	Stop Loss	Man. Close	Dur. (hours)	Final P/L
2.05.2022	XRP/USDT	20	0.6000	0.5880	0.5834	0.5813			0.62030		3,46	-%67,7 ▼
2.05.2022	AVAX/USDT	20	60.5900	61.8000	65.9600	68.3300			54.83000		1,31	%39,9 ▲
3.05.2022	AVAX/USDT	20	58.5700	56.6600	56.5800	54.4500			60.91280		12,45	-%80,0 ▼
3.05.2022	LUNA/USDT	20	81.6100	79.0100	77.8540	77.5650			84.45900		10,50	-%69,8 ▼
3.05.2022	XRP/USDT	20	0.6032	0.5885	0.5827	0.5802			0.61526		13,32	-%40,0 ▼
3.05.2022	FTM/USDT	20	0.7770	0.7865	0.8313	0.8387			0.73150		16,67	%24,5 ▲
3.05.2022	CRV/USDT	20	2.1050	2.1520	2.2120	2.2860			1.98400		23,37	%172,0 ▲
4.05.2022	DOT/USDT	20	15.3850	15.5950	16.5550	16.9600	17.1050		15.04600		8,93	-%44,1 ▼
4.05.2022	AVAX/USDT	20	61.4300	63.0900	63.6900	64.6800			60.98000		8,76	-%14,7 ▼
4.05.2022	ETH/USDT	20	2828.1200	2881.8100	2925.1800	2987.1300			2740.56000		3,46	%38,0 ▲
4.05.2022	LUNA/USDT	20	84.4570	86.3010	86.9840	87.5310			81.99800		2,48	%59,8 ▲
5.05.2022	RLC/USDT	25	1.5522	1.6750	1.7400				1.54000		5,75	-%19,6 ▼
6.05.2022	BTC/USDT	50	36130.0000	36093.8700	35750.0000	35170.0000			36950.00000		7,30	%5,0 ▲
6.05.2022	BTC/USDT	100	36230.0000	36324.1980	36500.0000	37000.0000			35350.00000		1,25	%26,0 ▲
6.05.2022	BTC/USDT	100	36250.0000	36100.0000	36000.0000				37050.00000		0,38	%69,0 ▲
8.05.2022	BTC/USDT	25	34205.0000	35200.0000	36000.0000				34136.59000		14,29	-%5,0 ▼
9.05.2022	BTC/USDT	25	33155.0000	33900.0000	34800.0000				33075.42800		3,08	-%6,0 ▼
9.05.2022	CRV/USDT	20	2.2440	2.2010	2.1500	2.1200			2.43900		3,66	%110,5 ▲
10.05.2022	DOT/USDT	20	12.1140	12.8410	13.2830	13.5360			11.38716		8,46	-%120,0 ▼
10.05.2022	SOL/USDT	20	67.4100	64.2400	63.4100	62.3000			72.52000		1,92	%118,7 ▲
11.05.2022	ETH/USDT	20	2262.8000	2192.0300	2146.2400	2083.7900			2415.58000		11,56	-%135,0 ▼
11.05.2022	DOT/USDT	20	11.3080	10.8350	10.1000				11.93400		8,28	%213,7 ▲
11.05.2022	LUNA/USDT	50	4.3320	4.0100	3.4660	2.5000			7.00000		0,12	%999,5 ▲
12.05.2022	CHZ/USDT	20	0.1058	0.1123	0.1207	0.1253			0.09459		5,33	-%211,9 ▼
12.05.2022	BTC/USDT	50	27000.0000	26550.0000	24500.0000				30000.00000		0,05	%83,3 ▲
13.05.2022	LINA/USDT	25	0.0065	0.0064	0.0060	0.0060	0.0057		0.00662		0,13	-%35,6 ▼
16.05.2022	DOT/USDT	20	10.5000	9.9050					11.23000		17,45	-%139,0 ▼
16.05.2022	XLM/USDT	25	0.1348	0.1313	0.1301	0.1300	0.1279		0.14073		14,66	-%110,0 ▼
17.05.2022	AVAX/USDT	15	32.4000	31.4400	29.4700	26.0600			33.87000		1,10	-%68,1 ▼
17.05.2022	AVAX/USDT	10	34.1550	35.9400	37.9300	41.2500			32.32000		8,78	-%53,7 ▼
17.05.2022	OMG/USDT	10	2.4120	2.2970	2.0320	1.9120			2.53700		3,42	-%51,8 ▼
17.05.2022	BTC/USDT	10	30620.0000	31912.0000	34289.0000	37544.0000			29612.00000		8,28	-%32,9 ▼
18.05.2022	AVAX/USDT	10	32.9100	32.0600	29.5000	26.0300			33.05000		0,13	-%4,3 ▼
18.05.2022	AVAX/USDT	50	33.6200	33.6900	33.9900				32.95000		1,22	%10,4 ▲
18.05.2022	THETA/USDT	10	1.2960	1.2290	1.0880	1.0130			1.37100		2,35	%51,7 ▲
18.05.2022	AVAX/USDT	50	33.6900	33.2500	32.8100	32.4400			34.36000		3,33	%185,5 ▲
19.05.2022	ALICE/USDT	10	2.9200	2.7540	2.5960	2.3100			2.97840		0,26	-%20,0 ▼
19.05.2022	NEAR/USDT	10	6.0210	6.4420	6.9040	7.5280			5.99090		6,19	-%5,0 ▼
19.05.2022	ALICE/USDT	10	2.8720	2.8700	2.5960	2.3100			3.03400		0,01	%96,1 ▲
20.05.2022	NEAR/USDT	10	6.1230	6.4420	6.9040	7.5280			6.03116		2,52	-%15,0 ▼
20.05.2022	FTM/USDT	50	0.3496	0.3468	0.3440	0.3405			0.35980		0,40	%80,1 ▲
20.05.2022	AVAX/USDT	50	31.0600	31.3700	31.6500	31.8700			30.35000		0,20	%95,0 ▲
22.05.2022	TRU/USDT	20	0.0980	0.1020	0.1098				0.09600		3,80	-%40,8 ▼
22.05.2022	ATOM/USDT	10	11.4400	11.9000	12.1800				10.96000		22,99	%64,7 ▲
23.05.2022	FTM/USDT	50	0.4882	0.4843	0.4804	0.4755			0.49530		0,26	-%72,7 ▼
23.05.2022	KNC/USDT	10	2.4200	2.3400					2.49500		5,56	%33,1 ▲
23.05.2022	FTM/USDT	50	0.4950	0.4990	0.5029	0.5079			0.48130		1,12	%79,8 ▲
23.05.2022	AVAX/USDT	50	31.8400	32.1600	32.4400	32.6700			31.12000		1,06	%94,2 ▲
24.05.2022	BTC/USDT	10	28720.0000	29700.0000	30500.0000	35000.0000			28720.00000		19,17	%34,1 ▲
24.05.2022	FTM/USDT	50	0.4509	0.4545	0.4581	0.4626			0.43920		0,07	%39,9 ▲

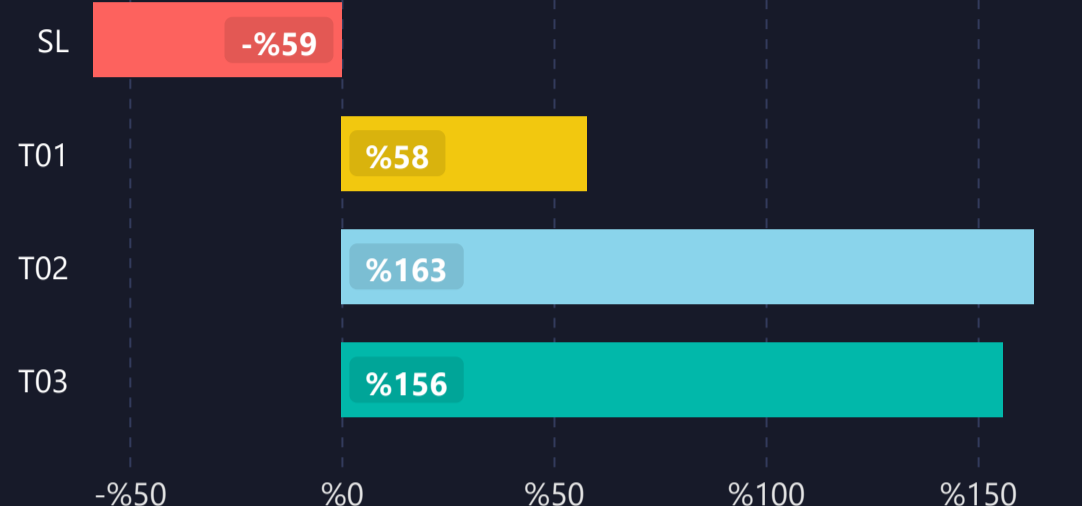


1) DETAILED STATS OF TARGETS (T1, T2, T3 etc.)

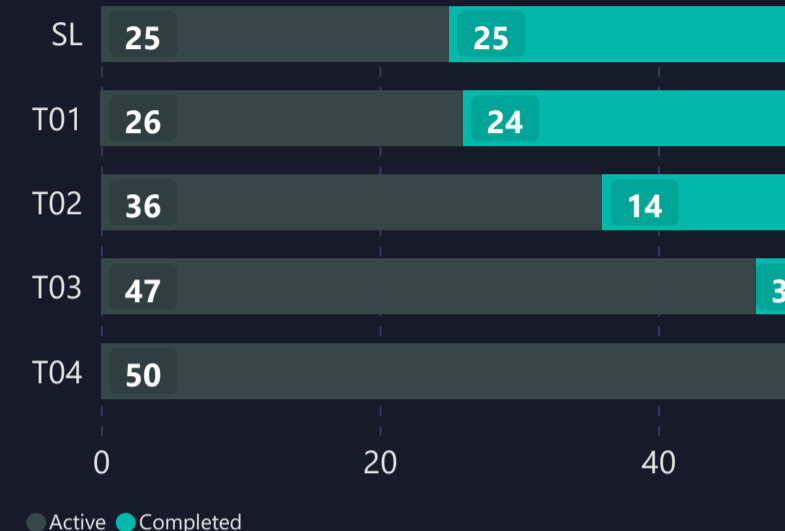
AVERAGE DURATION (HOURS)



AVERAGE PROFIT PER TARGET



INDIVIDUAL TARGETS STATUS



2) TARGET DURATION vs PROFIT/LOSS SCATTER CHART

Targets ● SL ● T01 ● T02 ● T03

