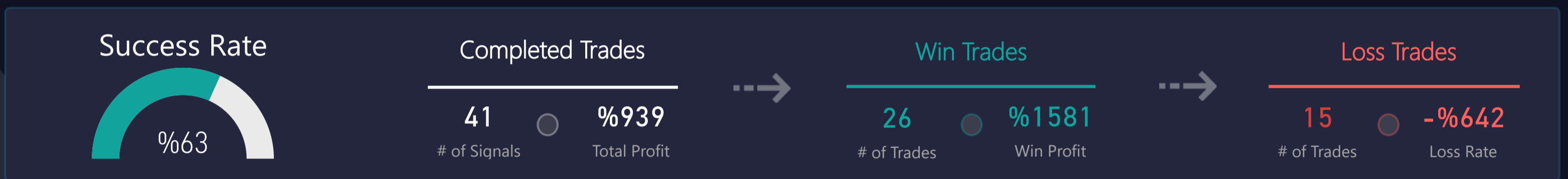




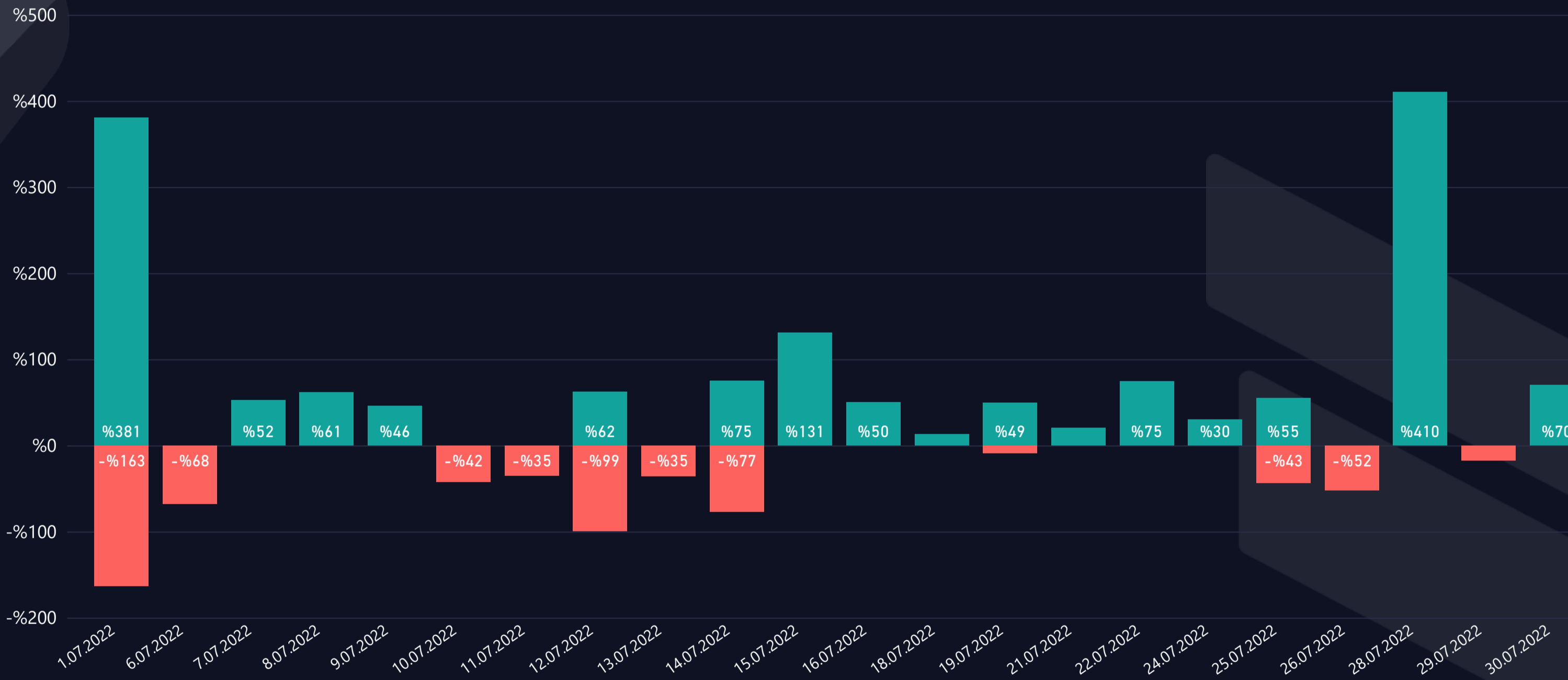
t.me/altsignals

ALTSIGNALS BINANCE FUTURES VIP REPORT 2022 JULY



WIN & LOSS CHART

Win/Loss ● Loss ● Win



TOP WIN & LOSS TRADES

Realization Date	Pair	Final Profit	Duration (hours)	Final Target
28.07.2022	CRV/USDT	%353,7	45,34	T04
1.07.2022	SOL/USDT	%119,3	0,56	T02
1.07.2022	RUNE/USDT	%93,5	0,67	T02
1.07.2022	DOGE/USDT	%87,9	0,26	T02
1.07.2022	SOL/USDT	%80,1	0,23	T01

Realization Date	Pair	Total Loss	Duration (hours)
1.07.2022	MATIC/USDT	-%128,0	2,55
14.07.2022	ATOM/USDT	-%77,0	15,72
6.07.2022	GMT/USDT	-%68,0	29,68
12.07.2022	WAVES/USDT	-%61,1	143,40
25.07.2022	ATOM/USDT	-%43,3	8,18



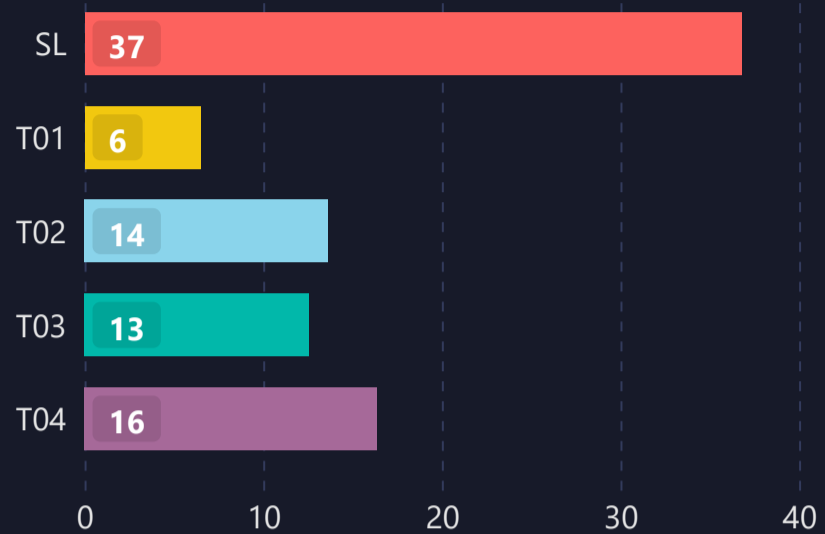
LIST OF ALL TRADES

Signal Date	Pair	Lev.	Buy Rate	Target 1	Target 2	Target 3	Target 4	Target 5	Stop Loss	Man. Close	Dur. (hours)	Final P/L
1.07.2022	MATIC/USDT	50	0.4648	0.4578					0.47670		2,55	-%128,0 ▼
1.07.2022	LINK/USDT	20	6.0140	5.7610	5.6400	5.5900			6.11925		6,90	-%35,0 ▼
1.07.2022	SOL/USDT	50	32.4500	31.9300	31.5900				33.17000		0,23	%80,1 ▲
1.07.2022	DOGE/USDT	50	0.0660	0.0655	0.0648				0.06703		0,18	%87,9 ▲
1.07.2022	RUNE/USDT	50	1.8180	1.8020	1.7840				1.83700		0,58	%93,5 ▲
1.07.2022	SOL/USDT	50	34.3800	33.8800	33.5600				34.77000		0,49	%119,3 ▲
5.07.2022	GMT/USDT	10	0.9036	0.8600	0.8300	0.8000	0.7700		0.96500		29,68	-%68,0 ▼
6.07.2022	WAVES/USDT	5	5.3000	8.4090	12.3940	17.0000			4.65200		143,40	-%61,1 ▼
6.07.2022	BTC/USDT	10	20000.0000	21228.0000	25555.0000				17393.00000		61,32	%61,4 ▲
7.07.2022	AXS/USDT	10	14.6800	15.0700	15.4500	16.0000			14.40000		4,83	%52,5 ▲
8.07.2022	SOL/USDT	3	38.4300	42.5100	47.6000	53.6600			33.52000		97,40	-%38,3 ▼
8.07.2022	LINK/USDT	3	6.6300	7.6700	9.0000	10.8600			6.20200		86,50	-%19,4 ▼
8.07.2022	ADA/USDT	3	0.4771	0.5013	0.5432	0.6600			0.45220		86,46	-%15,7 ▼
9.07.2022	AVAX/USDT	10	19.8400	20.5000	21.0000	21.5000	22.1500		19.00000		25,47	-%42,3 ▼
9.07.2022	ICP/USDT	15	7.1600	7.1100	7.0300	6.9800	6.9400		9.00000		0,61	%46,1 ▲
11.07.2022	BTC/USDT	20	20438.5000	20100.0000	19800.0000	18096.0000			20800.00000		15,00	%62,5 ▲
13.07.2022	ATOM/USDT	10	7.7000	7.5300	7.1700	6.8400	6.3000		8.29300		15,72	-%77,0 ▼
13.07.2022	AVAX/USDT	10	17.5000	17.1100	16.7500	16.3900	15.8600		18.12000		3,19	-%35,4 ▼
14.07.2022	MATIC/USDT	50	0.6277	0.6183					0.63730		0,97	%74,9 ▲
15.07.2022	AVAX/USDT	50	19.7300	19.9500	20.1800	20.3100			19.29000		1,00	%55,8 ▲
15.07.2022	MATIC/USDT	50	0.7063	0.7169					0.69090		0,07	%75,0 ▲
16.07.2022	MATIC/USDT	50	0.6989	0.6919					0.71490		1,58	%50,0 ▲
18.07.2022	COMP/USDT	10	57.0200	57.3400	57.5200	57.6800	58.4400		56.70000		0,79	%5,6 ▲
18.07.2022	RUNE/USDT	7	2.5290	2.5550	2.5720	2.6000			2.47500		0,21	%7,2 ▲
18.07.2022	ETH/USDT	7	1490.0000	1550.0000	1635.0000	1750.0000	1950.0000	2000.0000	1308.00000		48,59	%68,1 ▲
19.07.2022	SOL/USDT	10	45.5050	46.0000	46.3000	46.5000	47.2600		45.10000		0,57	-%8,9 ▼
19.07.2022	TRB/USDT	7	17.0500	17.2100	17.4000	18.0000	25.0000		15.80000		3,08	%14,4 ▲
19.07.2022	AUDIO/USDT	7	0.3800	0.3830	0.3870	0.3910	0.3940	0.4060	0.37200		35,58	%20,3 ▲
19.07.2022	DOT/USDT	10	7.7300	7.8300	8.0000	8.5000	9.0000		7.45000		2,51	%34,9 ▲
21.07.2022	TFUEL/USDT	1	0.0582	0.0600	0.0620	0.0633	0.0670		0.05300		12,48	%6,5 ▲
23.07.2022	SRM/USDT	10	0.9780	1.0000	1.1000	1.1240	1.1700	1.2000	0.91000		15,91	%22,5 ▲
23.07.2022	SOL/USDT	10	39.6150	40.5200	40.9000	41.2000	41.8000	42.3000	37.76000		21,36	%55,2 ▲
24.07.2022	ATOM/USDT	10	9.9300	10.3000	10.4000	10.5750	10.8000	12.0000	9.50000		8,18	-%43,3 ▼
24.07.2022	XLM/USDT	8	0.1085	0.1160	0.1180	0.1200	0.1230	0.1270	0.10416		42,39	-%30,0 ▼
24.07.2022	DOT/USDT	6	7.3800	7.4000	7.4300	7.4500	7.4700	7.5500	7.30000		0,56	%7,3 ▲
26.07.2022	ETH/USDT	8	1515.0000	1530.0000	1555.0000	1597.0000	1620.0000	1700.0000	1473.19000		1,57	-%22,1 ▼
27.07.2022	CRV/USDT	10	1.1450	1.1990	1.2650	1.3200	1.5500		1.08700		24,97	%353,7 ▲
28.07.2022	GMT/USDT	10	0.9655	0.9832	1.0000	1.0200	1.1600		0.80000		7,17	%56,5 ▲
29.07.2022	MANA/USDT	10	0.9859	1.0000	1.0068	1.0128	1.0300		0.96890		1,67	-%17,2 ▼
30.07.2022	ATOM/USDT	10	10.6500	10.7000	10.7700	10.9470	11.5000		10.50000		1,26	%27,9 ▲
30.07.2022	ETC/USDT	12	39.1000	39.4000	39.5200	39.7100	40.4700		38.00000		0,86	%42,0 ▲

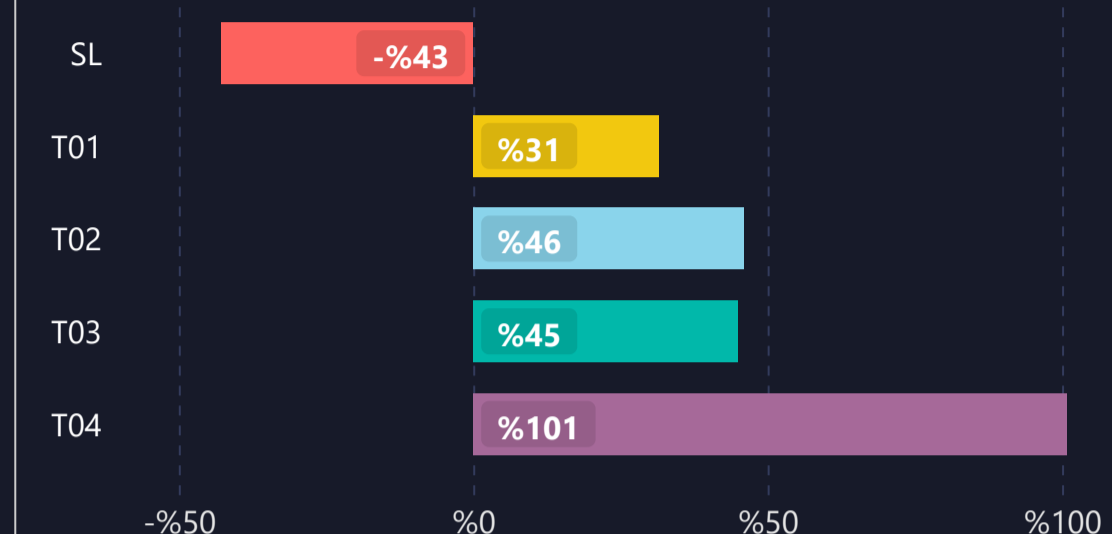


1) DETAILED STATS OF TARGETS (T1, T2, T3 etc.)

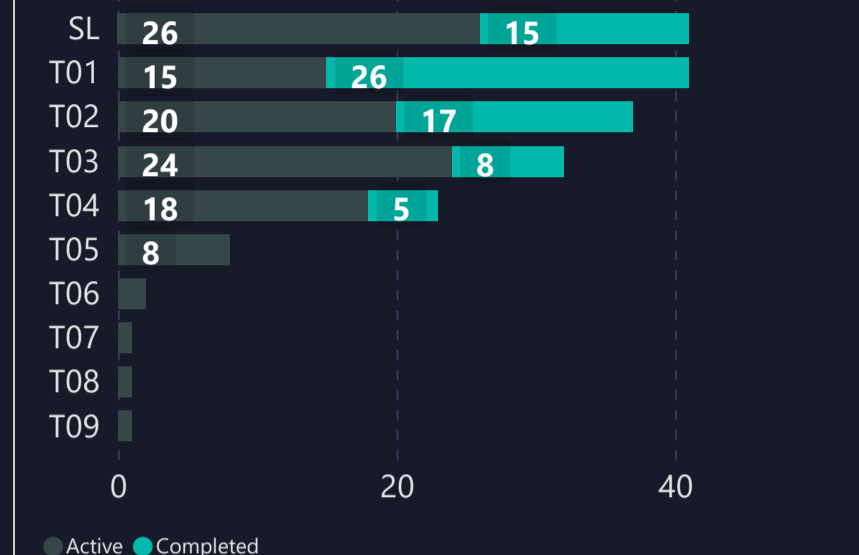
AVERAGE DURATION (HOURS)



AVERAGE PROFIT PER TARGET



INDIVIDUAL TARGETS STATUS



2) TARGET DURATION vs PROFIT/LOSS SCATTER CHART

Targets ● SL ● T01 ● T02 ● T03 ● T04

