
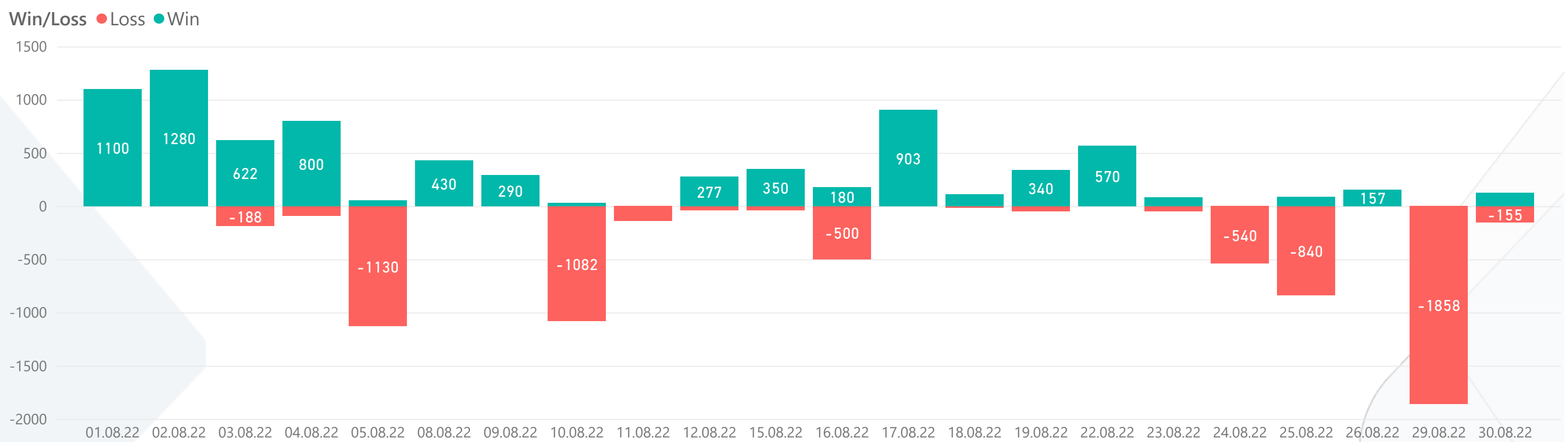


ALTFX REPORT 2022 AUGUST

~TOTAL PIPS~
1077



1) WIN & LOSS CHART



2) TOP WIN & LOSS TRADES

Date	Pair	Buy Rate	Sell Rate	+ Pips	Dur. (hours)
1.08.2022	US30/USD	32792.0000	32682.00	1100	0,4
17.08.2022	US30/USD	33961.0000	33886.00	750	1,5
2.08.2022	US30/USD	32638.0000	32570.00	680	0,8
2.08.2022	US30/USD	32692.0000	32752.00	600	0,6
4.08.2022	US30/USD	32850.0000	32816.00	340	0,9

Date	Pair	Buy Rate	Sell Rate	- Pips	Dur. (hours)
29.08.2022	US30/USD	32000.0000	32184.00	-1840	1,3
5.08.2022	US30/USD	32590.0000	32703.00	-1130	1,7
10.08.2022	US30/USD	33311.0000	33207.00	-1040	1,3
25.08.2022	US30/USD	33098.0000	33014.00	-840	1,3
24.08.2022	US30/USD	32875.0000	32929.00	-540	2,5

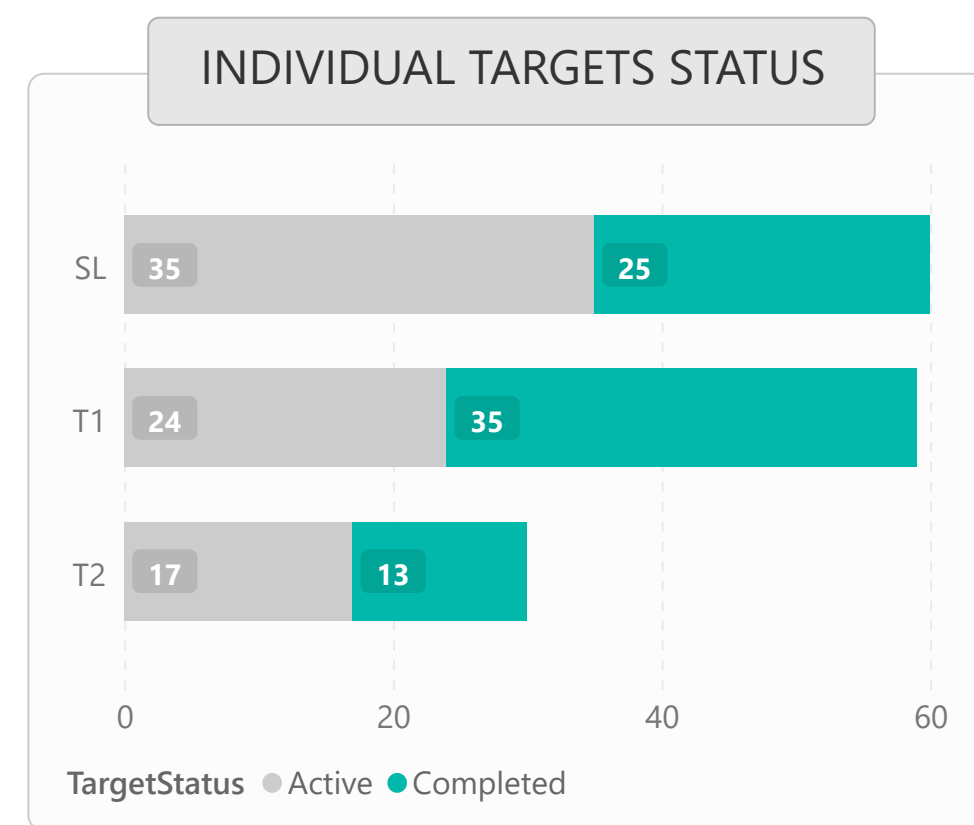
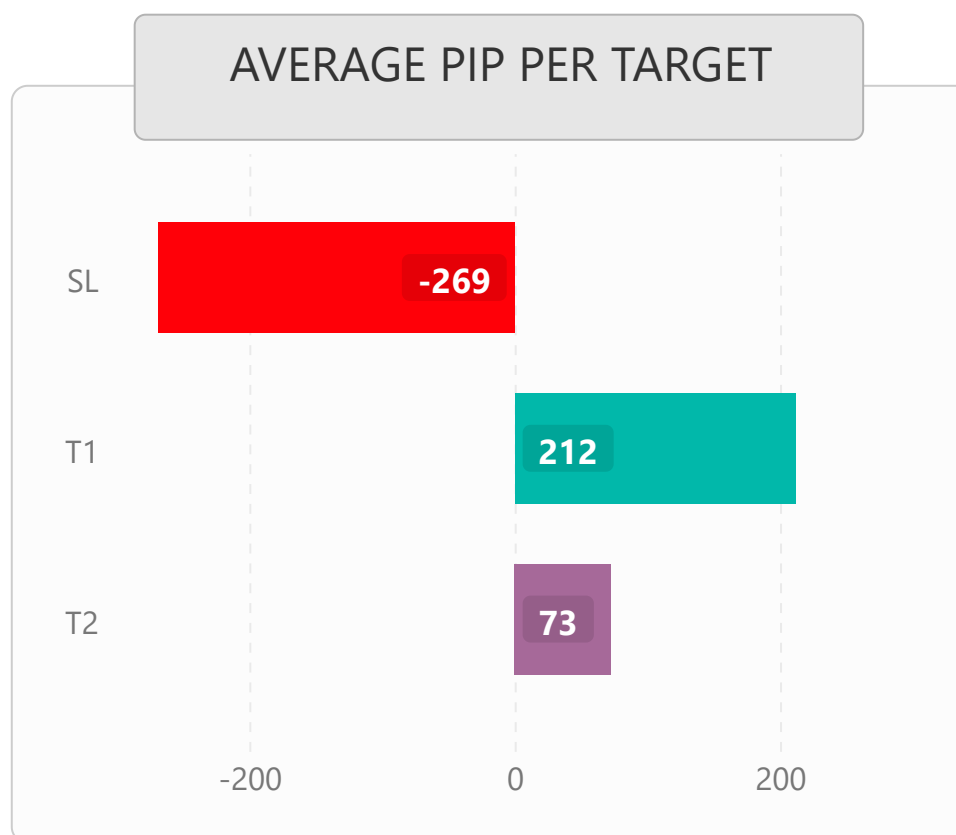
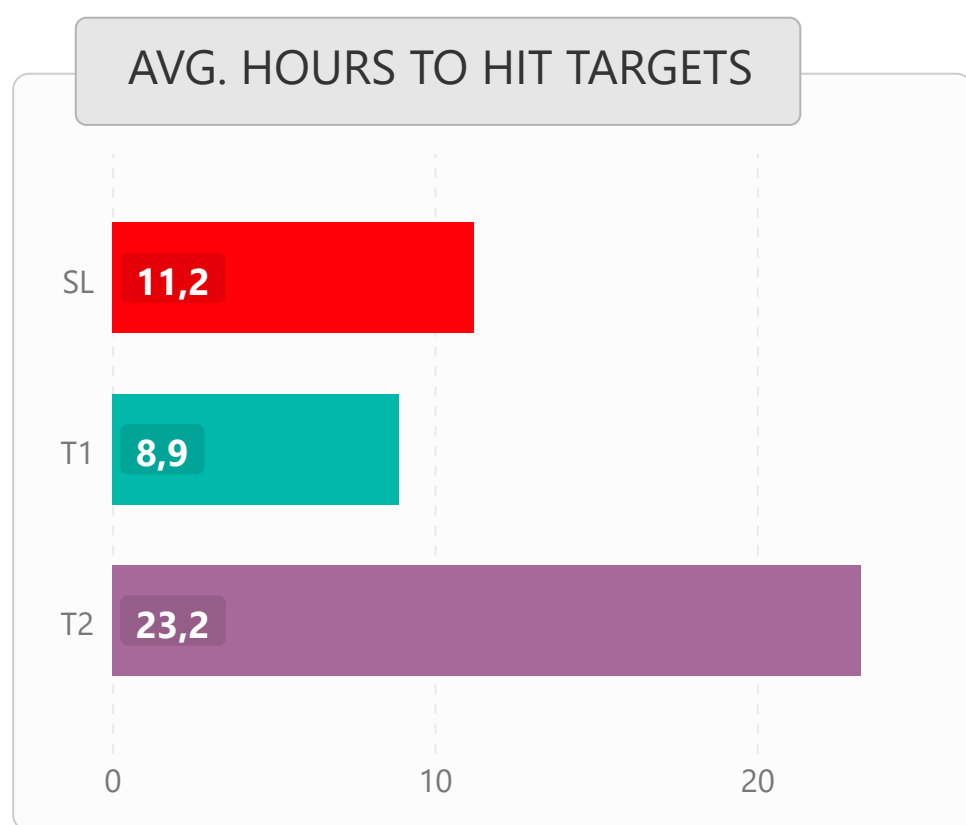


LIST OF ALL TRADES

Signal Date	Pair	Long/Short	Buy Rate	T1 Rate	T2 Rate	Stoploss Rate	Pips	Dur. (Hours)
1.08.2022	USD/CHF	Short	0.9488	0.9440	0.9383	0.9576	-88	34,8
1.08.2022	NZD/USD	Long	0.6333	0.6381	0.6500	0.6233	-100	34,7
1.08.2022	US30/USD	Short	32792.0000	32682.0000		32973.0000	1100	0,4
2.08.2022	GBP/CAD	Short	1.5682	1.5633	1.5605	1.5769	77	29,7
2.08.2022	US30/USD	Short	32638.0000	32570.0000		32699.0000	680	0,8
2.08.2022	US30/USD	Long	32692.0000	32752.0000		32643.0000	600	0,6
3.08.2022	EUR/JPY	Long	135.671	136.271		134.710	60	6,5
3.08.2022	US30/USD	Long	32535.0000	32579.0000		32491.0000	440	3,5
3.08.2022	GBP/USD	Short	1.2160	1.2115		1.2196	45	0,7
4.08.2022	EUR/JPY	Long	136.600	137.151	137.950	135.850	-75	3,9
4.08.2022	EUR/NZD	Long	1.6171	1.6208	1.6240	1.6156	-15	2,2
4.08.2022	USD/CHF	Short	0.9603	0.9582	0.9560	0.9624	42	7,0
4.08.2022	US30/USD	Long	32847.0000	32883.0000		32813.0000	360	0,4
4.08.2022	US30/USD	Short	32850.0000	32816.0000		32885.0000	340	0,9
4.08.2022	EUR/NZD	Long	1.6183	1.6208	1.6240	1.6129	58	2,7
5.08.2022	NZD/CHF	Short	0.6004	0.5986		0.6041	18	3,2
5.08.2022	AUD/USD	Short	0.6945	0.6910		0.6978	35	2,7
5.08.2022	US30/USD	Short	32590.0000	32478.0000		32703.0000	-1130	1,7
8.08.2022	AUD/JPY	Long	94.100	94.590	94.780	93.870	-23	47,0
8.08.2022	EUR/GBP	Short	0.8424	0.8390	0.7965	0.8443	-19	44,9
8.08.2022	US30/USD	Long	32949.0000	32992.0000		32906.0000	430	0,8
9.08.2022	US30/USD	Short	32860.0000	32831.0000		32890.0000	290	0,3
10.08.2022	GBP/CHF	Short	1.1502	1.1472	1.1400	1.1570	30	1,8
10.08.2022	XAU/USD	Long	1797.0000	1835.0000		1788.0000	-90	19,9
10.08.2022	US30/USD	Long	33311.0000	33415.0000		33207.0000	-1040	1,3
11.08.2022	GBP/CHF	Short	1.1520	1.1453		1.1570	67	23,3
11.08.2022	AUD/JPY	Short	94.000	93.590	93.000	94.500	-50	1,6
12.08.2022	EUR/JPY	Short	137.250	136.860	136.260	137.550	-30	1,8
12.08.2022	EUR/JPY	Short	137.520			137.620	-10	5,0
12.08.2022	US30/USD	Short	33426.0000	33405.0000		33469.0000	210	0,6
15.08.2022	NZD/USD	Short	0.6417	0.6373	0.6320	0.6473	97	27,4
15.08.2022	GBP/USD	Long	1.1423	1.1458	1.1503	1.1405	-18	0,9
15.08.2022	US30/USD	Short	33583.0000	33548.0000		33651.0000	350	2,2
15.08.2022	USD/CAD	Long	1.2921	1.2965	1.3050	1.2901	-20	1,9
16.08.2022	CAD/JPY	Long	103.545	103.985	104.375	103.000	83	1,7
16.08.2022	US30/USD	Short	33818.0000	3770.0000		33866.0000	-480	0,4
16.08.2022	CAD/JPY	Short	104.320	103.820	103.400	104.520	-20	0,2
16.08.2022	NZD/USD	Short	0.6341	0.6301	0.6291	0.6388	50	21,0
16.08.2022	AUD/CAD	Short	0.9028	0.8987	0.8965	0.9068	63	19,1
17.08.2022	EUR/AUD	Long	1.4614	1.4654	1.4738	1.4560	40	0,8
17.08.2022	US30/USD	Short	33961.0000	33886.0000		34034.0000	750	1,5
18.08.2022	AUD/CHF	Long	0.6640	0.6675	0.6696	0.6622	-18	2,4
18.08.2022	GBP/AUD	Short	1.7317	1.7255	1.7242	1.7397	75	5,0
18.08.2022	AUD/CAD	Short	0.8960	0.8925		0.9000	35	4,6
18.08.2022	EUR/JPY	Short	137.100	136.620		137.600	-50	15,9
19.08.2022	US30/USD	Short	33749.0000	33715.0000		33784.0000	340	0,2
22.08.2022	US30/AUD	Short	33391.0000	33334.0000		33448.0000	570	3,7
22.08.2022	GBP/CAD	Short	1.5318	1.5278	1.5264	1.5388	54	92,2
22.08.2022	NZD/USD	Short	0.6173	0.6126	0.6079	0.6220	-47	27,2
22.08.2022	EUR/JPY	Short	136.724	136.230	135.872	137.400	85	13,9
23.08.2022	EUR/AUD	Short	1.4388	1.4332	1.4300	1.4466	88	40,6
24.08.2022	US30/USD	Short	32875.0000	32822.0000		32929.0000	-540	2,5
25.08.2022	US30/USD	Long	33098.0000	33183.0000		33014.0000	-840	1,3
25.08.2022	XAU/USD	Short	1756.3000	1752.6500	1746.0000	1760.0000	103	22,0
29.08.2022	XAU/USD	Short	1734.0000	1720.0000		1745.0000	-110	24,0
29.08.2022	GBP/CHF	Long	1.1341	1.1400		1.1280	59	19,3
29.08.2022	GBP/AUD	Short	1.6985	1.6938	1.6917	1.7070	68	19,7
29.08.2022	US30/USD	Short	32000.0000	31778.0000		32184.0000	-1840	1,3
30.08.2022	EUR/AUD	Short	1.4445	1.4391	1.4361	1.4490	-45	3,7



1) DETAILED STATS OF TARGETS (T1, T2, T3 etc.)



2) TARGET DURATION vs PROFIT/LOSS SCATTER CHART

