
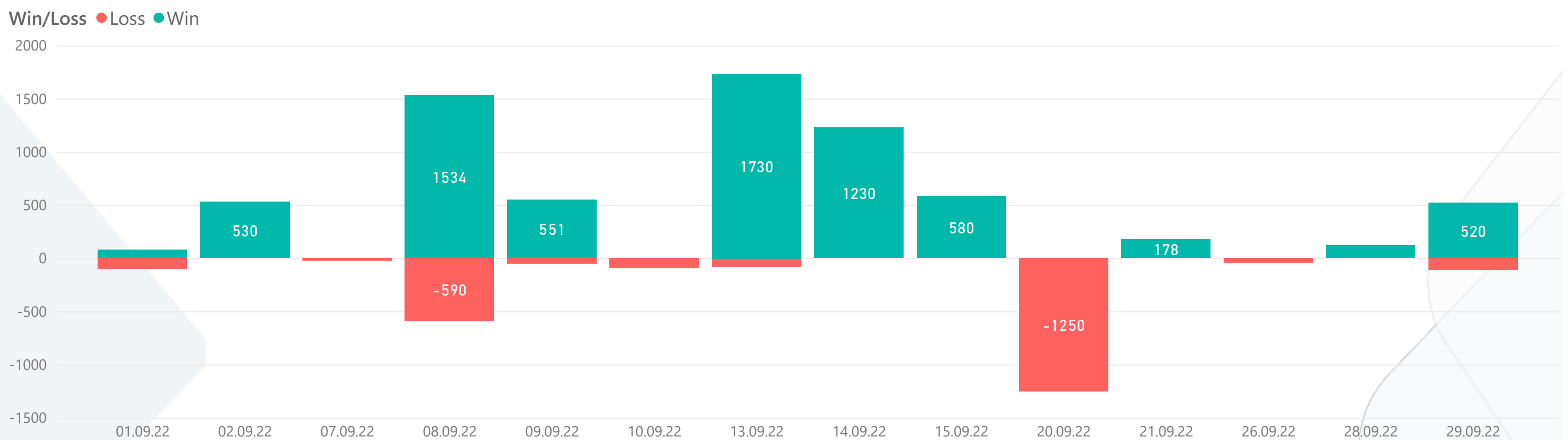


ALTFX REPORT 2022 SEPTEMBER

-TOTAL PIPS-
4716



1) WIN & LOSS CHART



2) TOP WIN & LOSS TRADES

Date	Pair	Buy Rate	Sell Rate	+ Pips	Dur. (hours)
13.09.2022	US30/USD	31668.0000	31495.00	1730	1,1
8.09.2022	US30/USD	31650.0000	31500.00	1500	0,2
14.09.2022	US30/USD	31168.0000	31045.00	1230	2,3
15.09.2022	US30/USD	31138.0000	31079.95	580	0,1
2.09.2022	GBP/CAD	1.5677	1.51469	530	842,8

Date	Pair	Buy Rate	Sell Rate	- Pips	Dur. (hours)
20.09.2022	US30/USD	30605.0000	30730.00	-1250	1,4
8.09.2022	US30/USD	31530.0000	31580.00	-500	0,9
29.09.2022	EUR/CAD	1.3307	1.34191	-112	197,1
1.09.2022	XAU/USD	1711.0000	1721.00	-100	19,7
10.09.2022	EUR/JPY	142.900	143.82000	-92	10,6

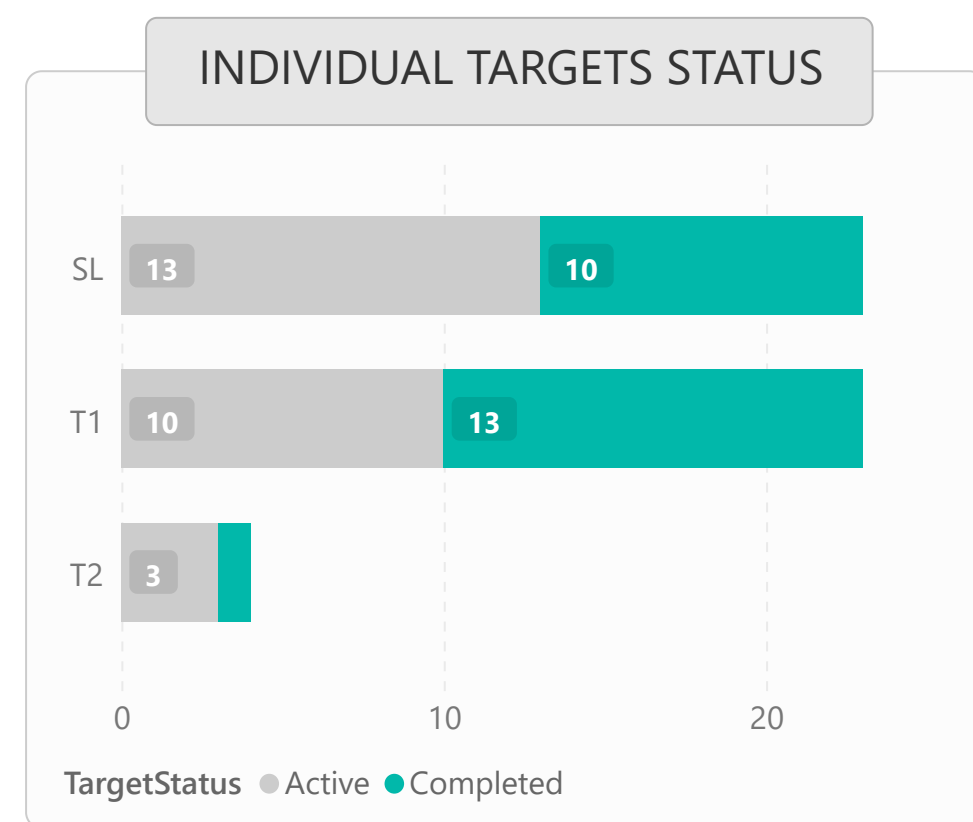
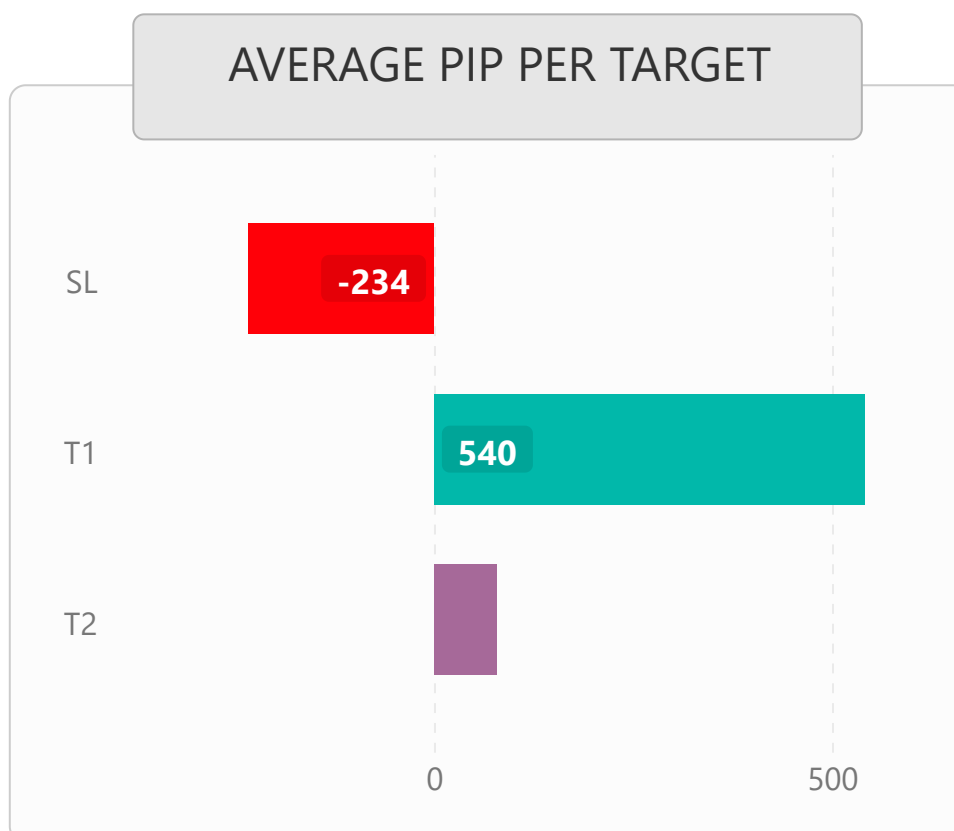
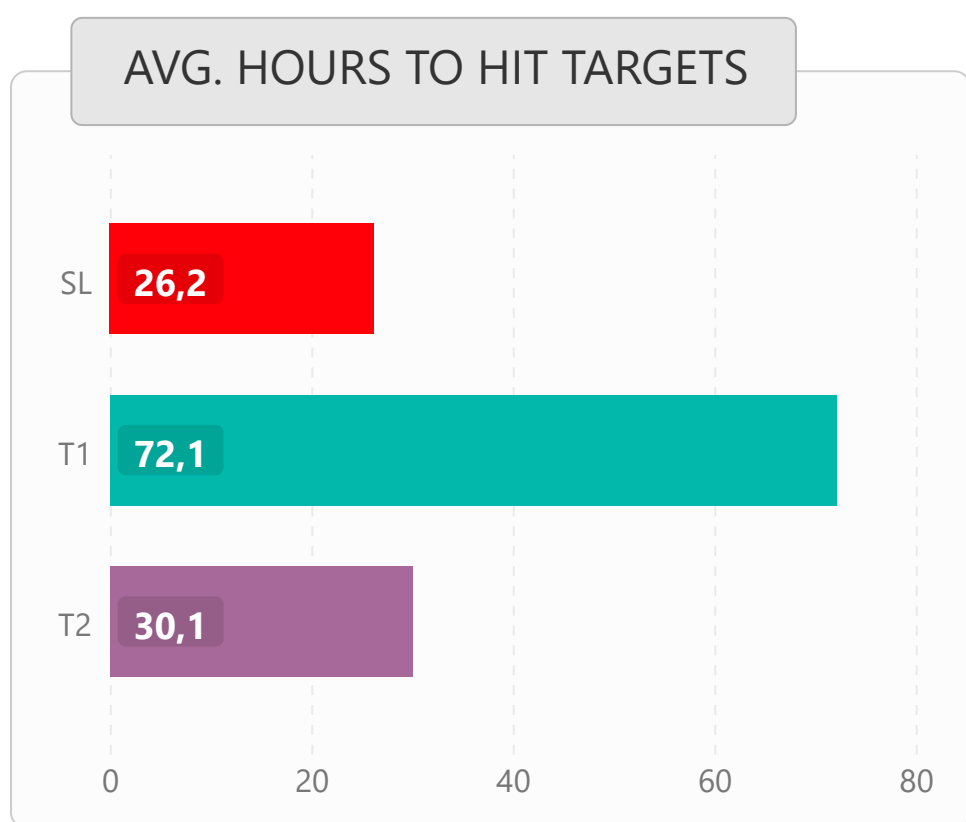


LIST OF ALL TRADES

Signal Date	Pair	Long/Short	Buy Rate	T1 Rate	T2 Rate	Stoploss Rate	Pips	Dur. (Hours)
29.07.2022	GBP/CAD	Short	1.5677	1.5147		1.5889	530	842,8
31.08.2022	EUR/USD	Short	0.9999	0.9948	0.9920	1.0084	79	30,1
31.08.2022	XAU/USD	Short	1711.0000	1706.0000	1700.0000	1721.0000	-100	19,7
6.09.2022	GBP/AUD	Long	1.7113	1.7165		1.7093	-20	16,0
7.09.2022	AUD/JPY	Long	97.300	97.800	98.000	96.400	50	36,8
8.09.2022	US30/USD	Short	31530.0000	31480.0000		31580.0000	-500	0,9
8.09.2022	AUD/CHF	Short	0.6568	0.6534		0.6618	34	5,6
8.09.2022	EUR/NZD	Long	1.6535	1.6609		1.6445	-90	7,8
8.09.2022	US30/USD	Short	31650.0000	31500.0000		31750.0000	1500	0,2
8.09.2022	USD/CHF	Short	0.9721	0.9670		0.9780	51	14,9
9.09.2022	USD/CAD	Short	1.3000	1.2939		1.3052	-52	4,5
9.09.2022	EUR/JPY	Short	142.900	142.090		143.820	-92	10,6
9.09.2022	US30/USD	Short	32064.0000	32019.0000		32131.0000	450	0,7
13.09.2022	USD/CAD	Short	1.2972	1.2922	1.2868	1.3052	-80	4,0
13.09.2022	US30/USD	Short	31668.0000	31495.0000		31835.0000	1730	1,1
14.09.2022	US30/USD	Short	31168.0000	31045.0000		31250.0000	1230	2,3
15.09.2022	US30/USD	Short	31138.0000	31079.9500		31238.0000	580	0,1
20.09.2022	US30/USD	Short	30605.0000	30479.0000		30730.0000	-1250	1,4
21.09.2022	EUR/CAD	Short	1.3307	1.2800		1.3419	-112	197,1
21.09.2022	US30/USD	Short	30815.0000	30797.2500		30879.0000	178	2,2
26.09.2022	US30/USD	Short	29528.0000	29496.0000		29532.0000	-40	0,3
28.09.2022	US500/USD	Long	3695.0000	3707.0000		3683.0000	120	0,5
29.09.2022	US100/USD	Short	11112.0000	11060.0000		11163.0000	520	1,0



1) DETAILED STATS OF TARGETS (T1, T2, T3 etc.)



2) TARGET DURATION vs PROFIT/LOSS SCATTER CHART

