



t.me/altsignals

ALTSIGNALS BINANCE SPOT VIP REPORT 2022 SEPTEMBER



Success Rate



Completed Trades

12 # of Signals
- %52 Total Profit

Win Trades

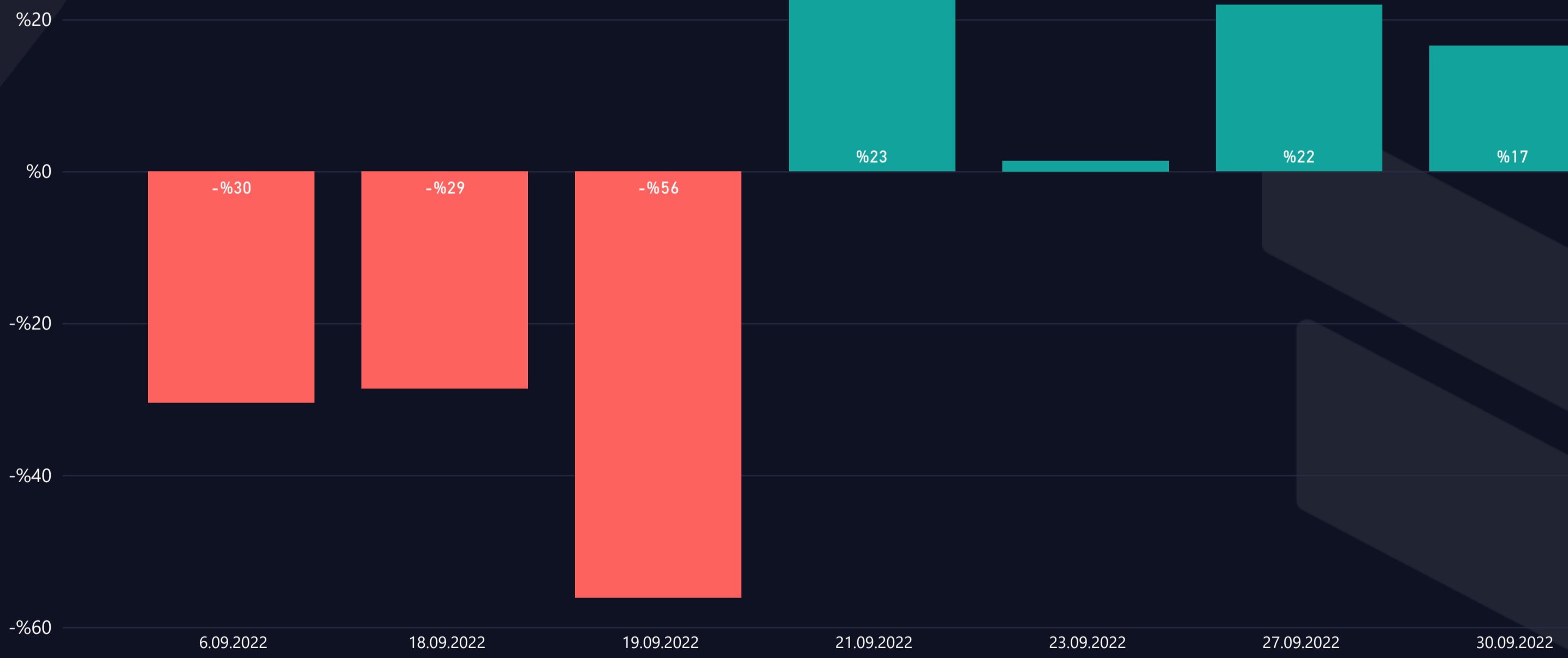
8 # of Trades
%63 Win Profit

Loss Trades

4 # of Trades
- %115 Loss Rate

WIN & LOSS CHART

Win/Loss ● Loss ● Win



TOP WIN & LOSS TRADES

Realization Date	Pair	Final Profit	Duration (days)	Final Target
21.09.2022	MATIC/USDT	%22,1	40,25	T07
27.09.2022	ONE/USDT	%13,5	7,53	T04
30.09.2022	ALPHA/USDT	%8,8	2,17	T04
27.09.2022	NEO/USDT	%8,4	7,50	T04
30.09.2022	SAND/USDT	%5,1	2,26	T02

Realization Date	Pair	Total Loss	Duration (days)
6.09.2022	RUNE/USDT	-%30,5	47,16
19.09.2022	WAVES/USDT	-%29,7	76,34
18.09.2022	SKL/BTC	-%28,6	44,86
19.09.2022	JASMY/USDT	-%26,5	41,40



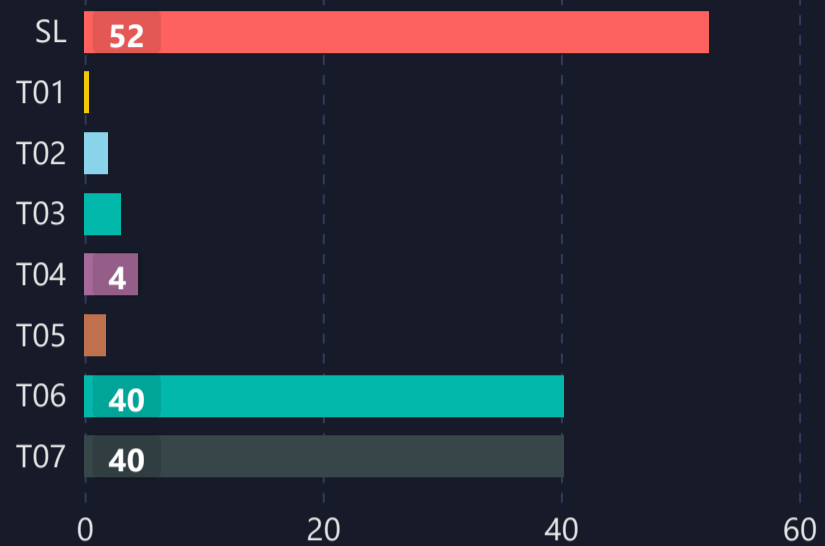
LIST OF ALL TRADES

Signal Date	Pair	Lev.	Buy Rate	Target 1	Target 2	Target 3	Target 4	Target 5	Stop Loss	Man. Close	Dur. (Days)	Final P/L
4.07.2022	WAVES/USDT	1	5.3120	8.4090	12.3940	17.0000			3.73600		76,34	-%29,7 ▼
21.07.2022	RUNE/USDT	1	2.5525	3.3370	3.9820	6.0000			1.77500		47,16	-%30,5 ▼
4.08.2022	SKL/BTC	1	0.00000280	0.00000337	0.00000403				0.00000200		44,86	-%28,6 ▼
8.08.2022	JASMY/USDT	1	0.0107	0.0127	0.0152	0.0179			0.00787		41,40	-%26,5 ▼
12.08.2022	MATIC/USDT	1	0.9165	0.9480	0.9800	0.9898	1.0000	1.0500	0.00000		12,10	%22,1 ▲
19.09.2022	ONE/USDT	1	0.0190	0.0194	0.0202	0.0209	0.0216	0.0225	0.01761		5,62	%13,5 ▲
19.09.2022	NEO/USDT	1	8.3000	8.4000	8.5200	8.6200	9.0000		7.20000		2,95	%8,4 ▲
21.09.2022	BTC/USDT	1	19000.0000	19100.0000	19200.0000	19600.0000	20100.0000	20500.0000	18400.00000		0,01	%1,1 ▲
22.09.2022	FTM/USDT	1	0.2301	0.2333	0.2453	0.2507	0.2800		0.21000		0,90	%1,4 ▲
27.09.2022	ALPHA/USDT	1	0.1065	0.1101	0.1128	0.1143	0.1159		0.09970		1,60	%8,8 ▲
28.09.2022	SAND/USDT	1	0.8212	0.8515	0.8630	0.8726	0.9039		0.80100		1,28	%5,1 ▲
29.09.2022	TOMO/USDT	1	0.4464	0.4490	0.4580	0.4670	0.4770		0.41870		0,20	%2,6 ▲

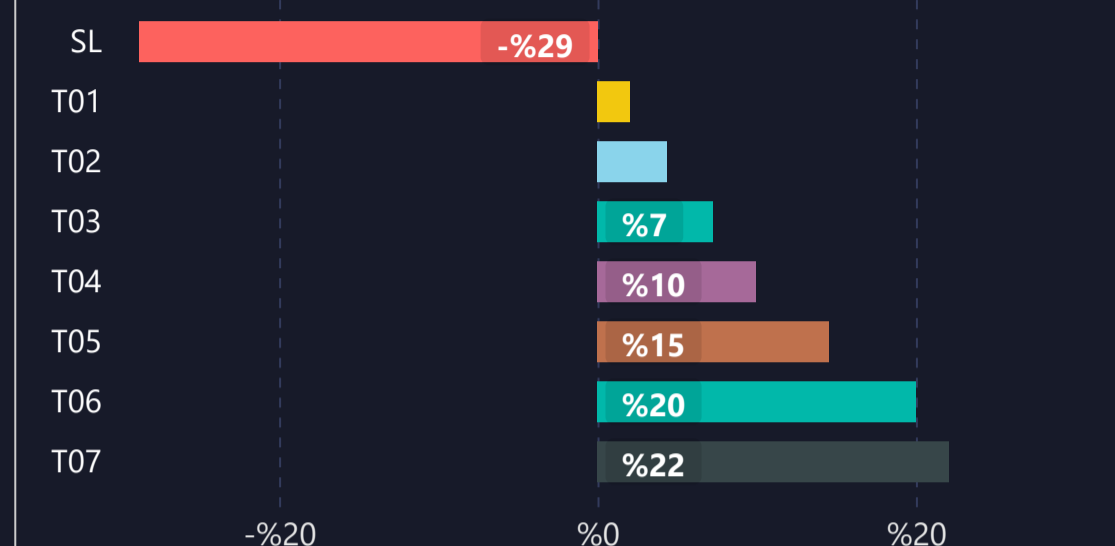


1) DETAILED STATS OF TARGETS (T1, T2, T3 etc.)

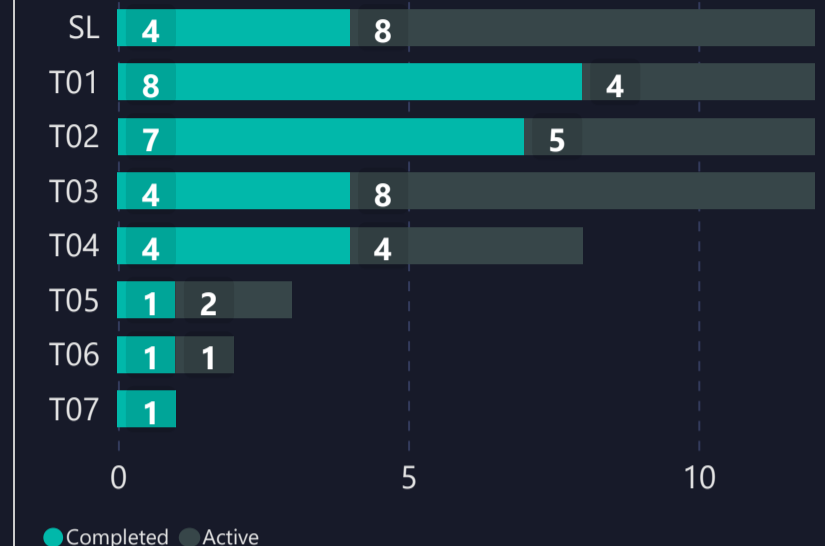
AVERAGE DAYS TO HIT TARGETS



AVERAGE PROFIT PER TARGET



INDIVIDUAL TARGETS STATUS



2) TARGET DURATION vs PROFIT/LOSS SCATTER CHART

Targets ● SL ● T01 ● T02 ● T03 ● T04 ● T05 ● T06 ● T07

