



t.me/altsignals

ALTSIGNALS BINANCE FUTURES REPORT 2022 OCTOBER



Success Rate



Completed Trades

30 # of Signals
%844 Total Profit

Win Trades

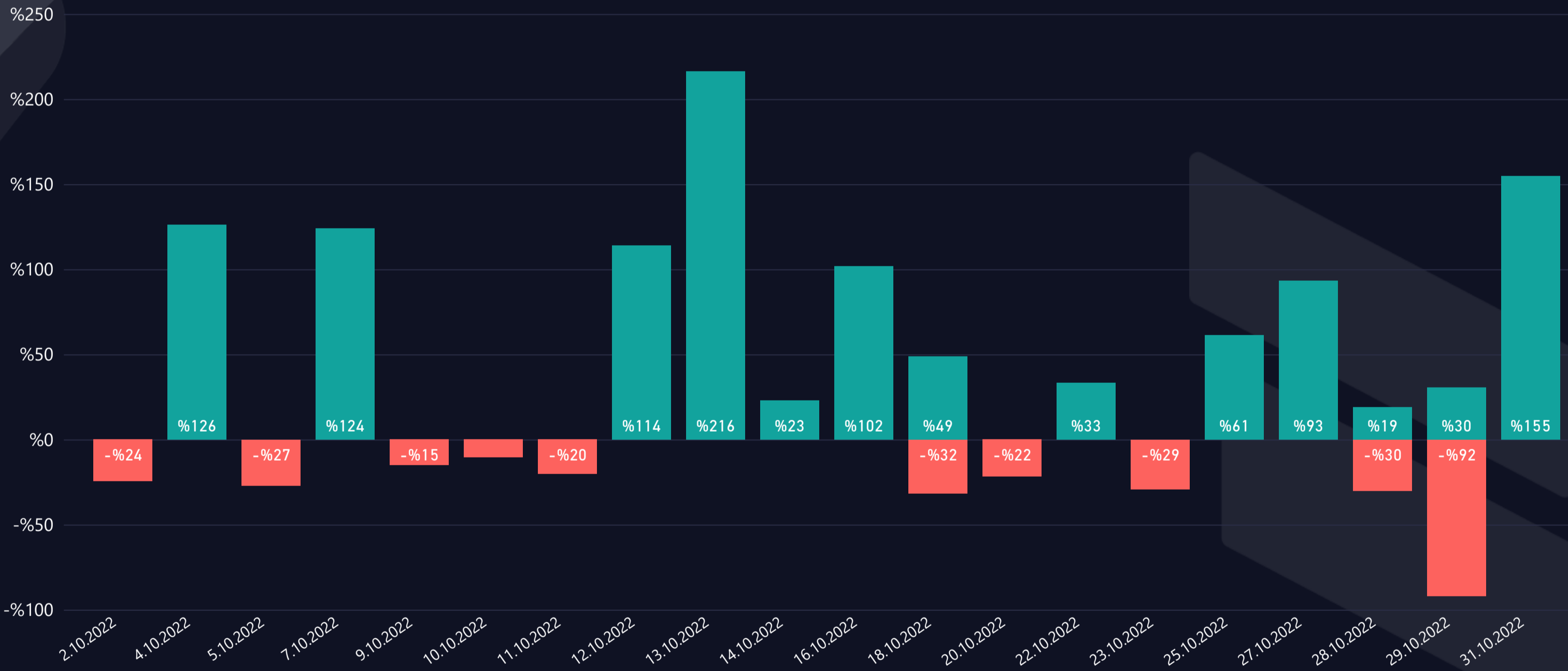
19 # of Trades
%1146 Win Profit

Loss Trades

11 # of Trades
-%302 Loss Rate

WIN & LOSS CHART

Win/Loss ● Loss ● Win



TOP WIN & LOSS TRADES

Realization Date	Pair	Final Profit	Duration (hours)	Final Target
13.10.2022	ZRX/USDT	%216,2	1.289,55	T07
31.10.2022	AVAX/USDT	%154,8	1.002,85	T04
4.10.2022	EGLD/USDT	%105,3	478,27	T06
12.10.2022	SOL/USDT	%103,8	269,89	T06
16.10.2022	ARPA/USDT	%101,9	562,72	T03

Realization Date	Pair	Total Loss	Duration (hours)
29.10.2022	QNT/USDT	-%47,3	21,29
29.10.2022	GAL/USDT	-%44,6	9,46
18.10.2022	GMT/USDT	-%31,9	29,79
28.10.2022	WAVES/USDT	-%30,3	16,07
23.10.2022	KLAY/USDT	-%29,2	0,89



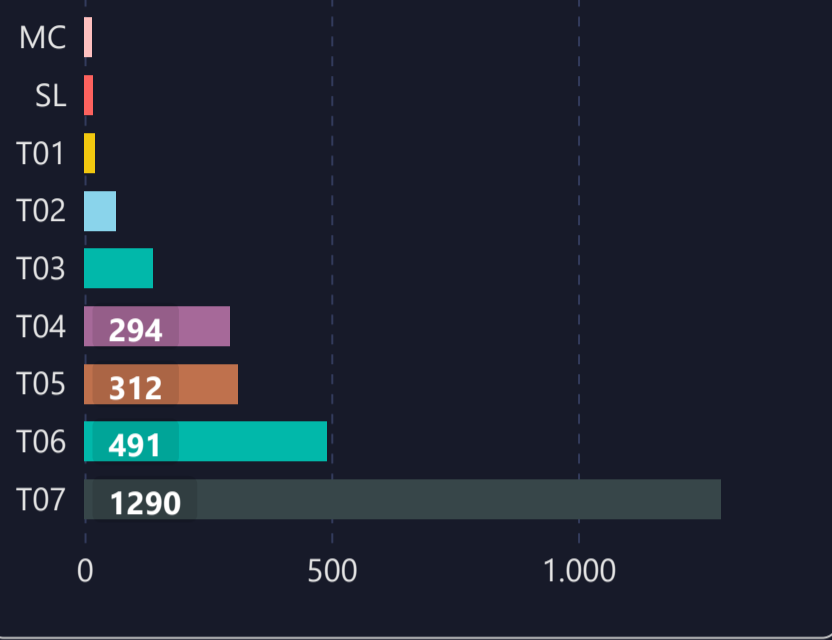
LIST OF ALL TRADES

Signal Date	Pair	Lev.	Buy Rate	Target 1	Target 2	Target 3	Target 4	Target 5	Target 6	Target 7	Target 8	Stop Loss	Man. Close	Dur. (hours)	Final P/L
20.08.2022	ZRX/USDT	10	0.3062	0.3000	0.2940	0.2880	0.2800	0.2700	0.2550	0.2400	0.2250	0.35000	0.2000	429,63	%216,2 ▲
14.09.2022	EGLD/USDT	10	49.5000	50.6800	51.3500	52.0500	52.7800	53.1300	54.7100			42.47000		335,93	%105,3 ▲
19.09.2022	AVAX/USDT	10	16.9300	17.2300	17.3900	18.4000	19.5500	21.7300	22.5000	25.1800	27.7700	13.40000		301,71	%154,8 ▲
22.09.2022	ARPA/USDT	10	0.0337	0.0346	0.0366	0.0371	0.0477	0.0500				0.02798		402,43	%101,9 ▲
30.09.2022	SOL/USDT	10	34.5700	33.5900	33.2200	32.9100	32.4000	31.9200	30.9800			35.53000		60,80	%103,8 ▲
2.10.2022	ADA/USDT	10	0.4305	0.4348	0.4400	0.4457	0.4600					0.42000		8,31	-%24,4 ▼
3.10.2022	ADA/USDT	10	0.4243	0.4332	0.4531	0.4645	0.4877					0.38710		17,90	%21,0 ▲
3.10.2022	GMT/USDT	10	0.6190	0.6364	0.6479	0.6520	0.6841					0.58000		89,79	%53,3 ▲
5.10.2022	FLM/USDT	10	0.1182	0.1215	0.1238	0.1252	0.1274					0.11500		6,54	-%27,1 ▼
5.10.2022	XRP/USDT	10	0.4936	0.4988	0.5045	0.5285	0.5531					0.45000		20,78	%70,7 ▲
7.10.2022	ETC/USDT	10	27.3890	27.7370	28.3500	29.5120	31.5030					26.97700		32,22	-%15,0 ▼
9.10.2022	HOT/USDT	10	0.0020	0.0020	0.0021	0.0022	0.0031					0.00198		24,37	-%10,5 ▼
10.10.2022	MANA/USDT	10	0.6813	0.6932	0.6994	0.7015	0.7125					0.66760		13,12	-%20,1 ▼
11.10.2022	ETH/USDT	10	1293.0000	1306.0000	1318.0000	1330.0000	1380.0000					1215.00000		27,87	%10,1 ▲
13.10.2022	GMT/USDT	10	0.5866	0.6000	0.6136	0.6374	0.7430					0.51040		3,82	%22,8 ▲
17.10.2022	GMT/USDT	10	0.5890	0.6200	0.6600	0.7100	0.7800	0.8500				0.54000	0.5702	29,79	-%31,9 ▼
18.10.2022	NEO/USDT	10	7.8200	7.9900	8.1000	8.2000	8.3000					7.65000		27,02	-%21,7 ▼
18.10.2022	NEO/USDT	10	8.0500	7.8100	7.7300	7.6000	7.3800					8.20000	7.9780	5,29	%8,9 ▲
18.10.2022	BTC/USDT	10	19200.0000	19312.000	19387.000	19464.000	19500.000					18950.00000		1,15	%9,7 ▲
18.10.2022	ETH/USDT	10	1330.0000	1320.0000	1310.0000	1290.0000	1250.0000					1355.00000		6,99	%30,1 ▲
21.10.2022	EGLD/USDT	10	56.2100	55.6400	55.0000	54.3300	53.5300					59.63000		11,59	%33,4 ▲
21.10.2022	DOT/USDT	10	5.8800	5.9400	6.0100	6.0800	6.2400					5.66000		83,55	%61,2 ▲
23.10.2022	KLAY/USDT	10	0.1574	0.1530	0.1490	0.1470	0.1450					0.16200		0,89	-%29,2 ▼
25.10.2022	APE/USDT	5	4.4670	4.5500	4.6100	4.6900	5.0000					4.35000		14,59	%59,7 ▲
26.10.2022	AAVE/USDT	10	83.5000	86.3000	88.4000							81.40000		6,82	%33,5 ▲
27.10.2022	WAVES/USDT	10	3.3000	3.4200	3.5200	3.6300						3.20000		16,07	-%30,3 ▼
27.10.2022	MANA/USDT	5	0.6413	0.6249	0.6168	0.6119	0.6050					0.65700		11,78	%19,1 ▲
28.10.2022	QNT/USDT	10	169.0000	174.5000	178.6000	182.4900						161.00000		21,29	-%47,3 ▼
28.10.2022	BTC/USDT	10	20185.0000	20300.000	20500.000	20600.000	20800.000					19900.00000		8,21	%30,5 ▲
29.10.2022	GAL/USDT	10	2.2880	2.4800	2.8100	3.4000	3.9100	4.6000				2.00000	2.1860	9,46	-%44,6 ▼

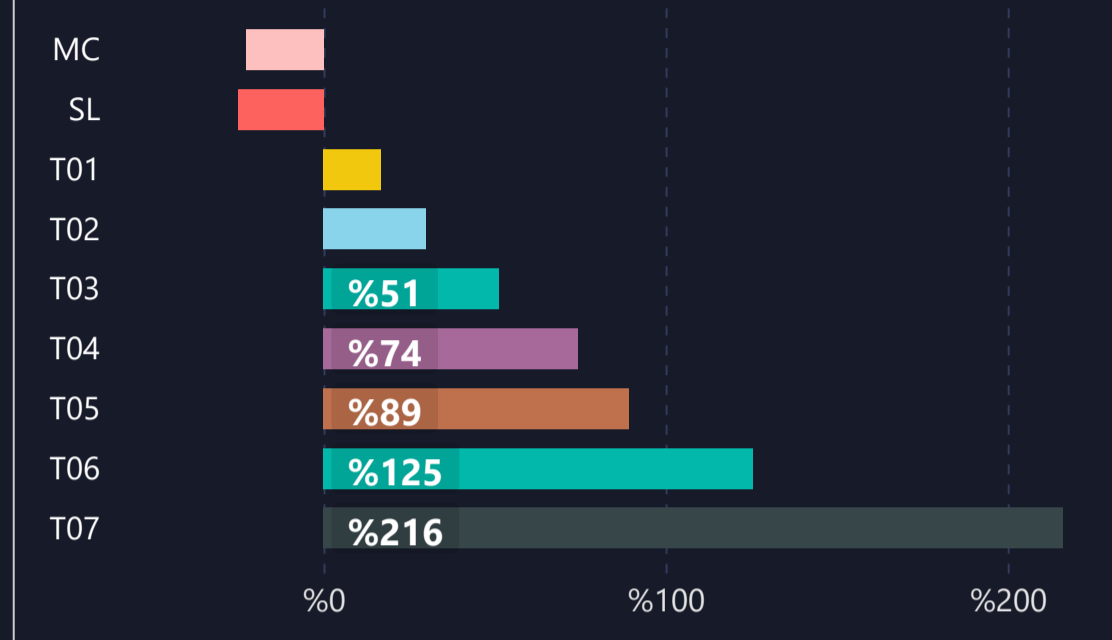


1) DETAILED STATS OF TARGETS (T1, T2, T3 etc.)

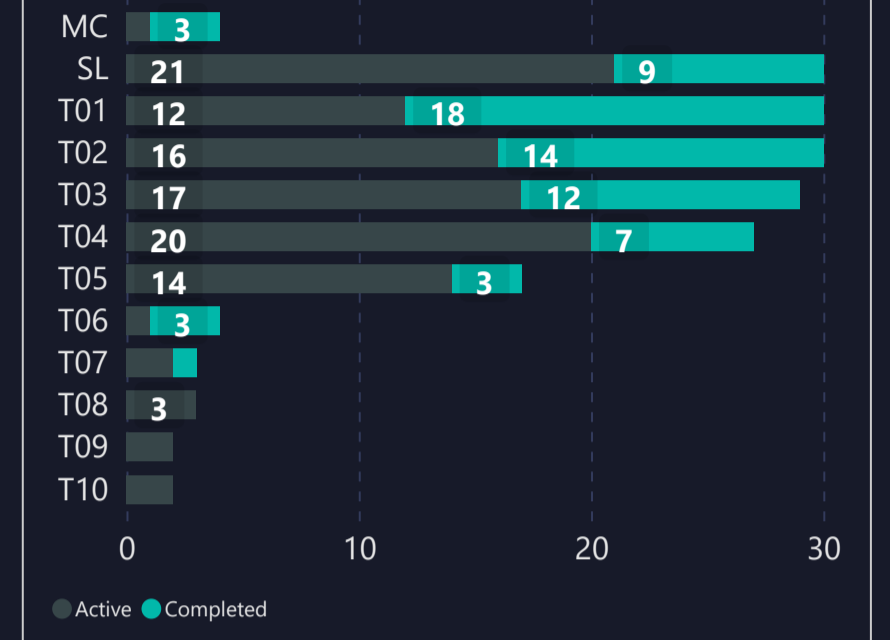
AVERAGE DURATION (HOURS)



AVERAGE PROFIT PER TARGET



INDIVIDUAL TARGETS STATUS



2) TARGET DURATION vs PROFIT/LOSS SCATTER CHART

Targets ● MC ● SL ● T01 ● T02 ● T03 ● T04 ● T05 ● T06 ● T07

