



t.me/altsignals

ALTSIGNALS BINANCE HIG LEV. VIP REPORT 2022 OCTOBER

~TOTAL PROFIT~
%4887

Success Rate



Completed Trades

58
of Signals

%4887
Total Profit

Win Trades

38
of Trades

%7342
Win Profit

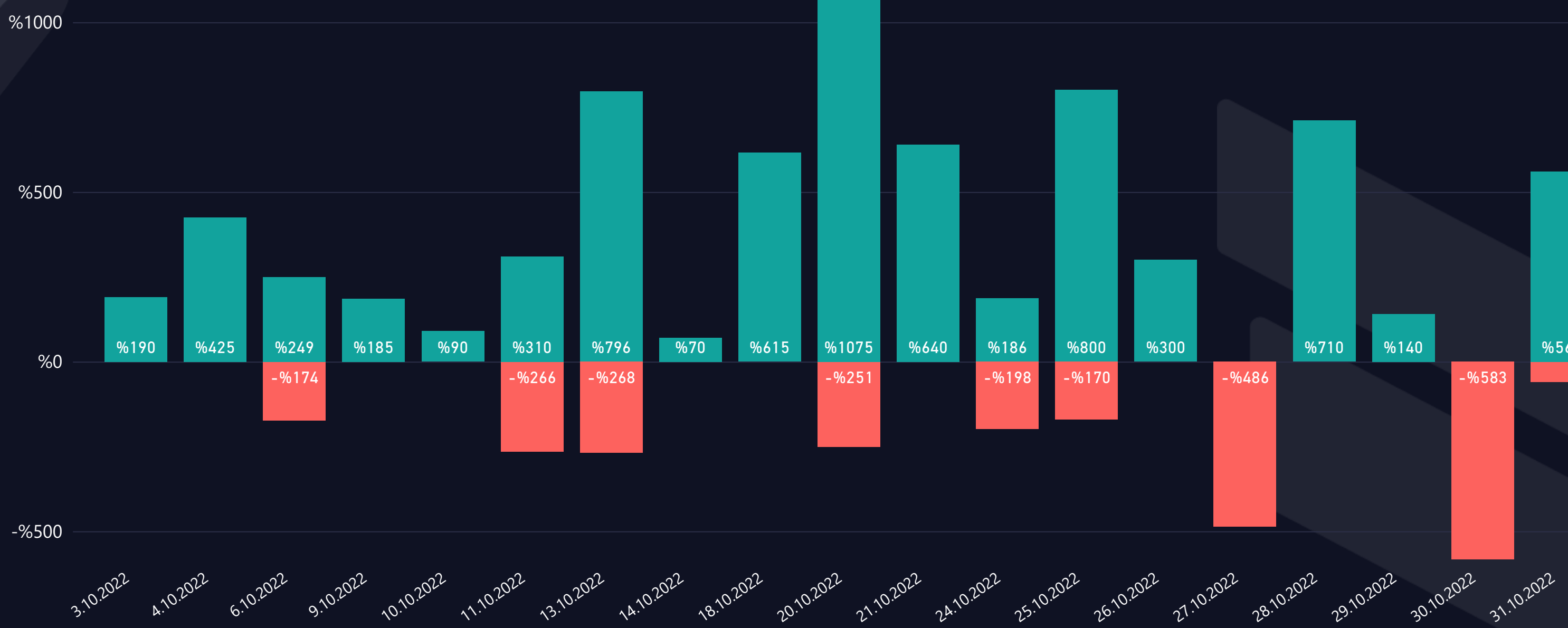
Loss Trades

20
of Trades

-%24...
Loss Rate

WIN & LOSS CHART

Win/Loss ● Loss ● Win



TOP WIN & LOSS TRADES

| Realization Date | Pair | Final Profit | Duration (hours) | Final Target |
|------------------|----------|--------------|------------------|--------------|
| 28.10.2022 | ETH/USDT | %310,0 | 3,73 | T03 |
| 20.10.2022 | ETH/USDT | %310,0 | 39,17 | T03 |
| 13.10.2022 | ETH/USDT | %310,0 | 6,22 | T03 |
| 11.10.2022 | ETH/USDT | %310,0 | 17,57 | T03 |
| 25.10.2022 | ETH/USDT | %310,0 | 0,71 | T03 |

| Realization Date | Pair | Total Loss | Duration (hours) |
|------------------|----------|------------|------------------|
| 30.10.2022 | ETH/USDT | -%198,0 | 2,55 |
| 24.10.2022 | ETH/USDT | -%198,0 | 3,80 |
| 27.10.2022 | ETH/USDT | -%198,0 | 0,90 |
| 11.10.2022 | BTC/USDT | -%174,0 | 1,77 |
| 13.10.2022 | BTC/USDT | -%174,0 | 2,69 |



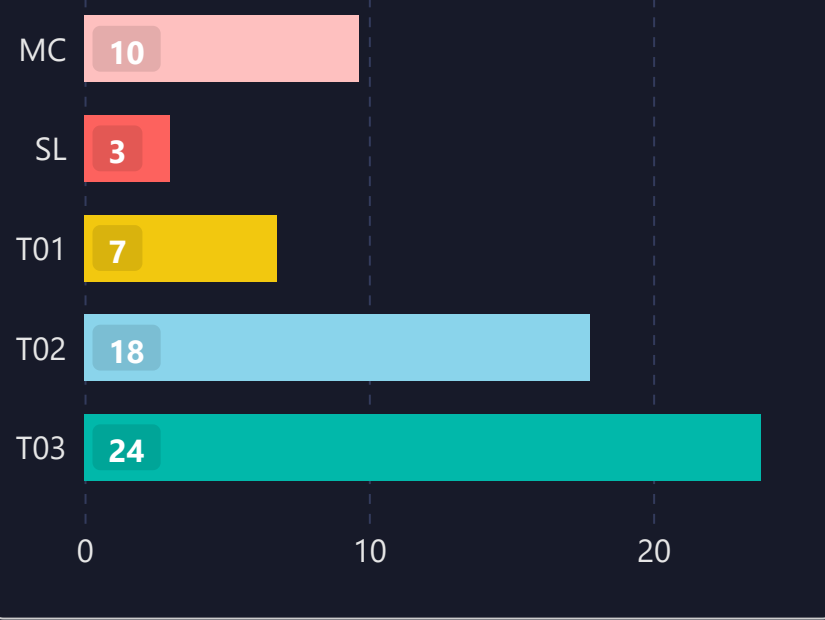
LIST OF ALL TRADES

| Signal Date | Pair | Lev. | Buy Rate | Target 1 | Target 2 | Target 3 | Stop Loss | Man. Close | Dur. (hours) | Final P/L |
|-------------|-----------|------|------------|------------|------------|------------|-------------|------------|--------------|-----------|
| 30.09.2022 | DOT/USDT | 50 | 6.3240 | 6.2350 | 6.1790 | 6.0840 | 6.44400 | | 30,39 | %189,8 ▲ |
| 3.10.2022 | DOT/USDT | 50 | 6.3040 | 6.3920 | 6.4490 | 6.5440 | 6.18400 | | 14,58 | %115,0 ▲ |
| 3.10.2022 | ETH/USDT | 100 | 1301.3300 | 1313.0400 | 1327.3600 | 1341.6700 | 1275.56000 | | 8,00 | %310,0 ▲ |
| 5.10.2022 | BTC/USDT | 100 | 20035.6000 | 19855.3000 | 19574.8000 | 19434.5000 | 20384.20000 | | 3,92 | -%174,0 ▼ |
| 5.10.2022 | AVAX/USDT | 50 | 17.3400 | 17.5100 | 17.6900 | 17.9800 | 17.03000 | | 5,77 | %49,0 ▲ |
| 5.10.2022 | ETH/USDT | 100 | 1353.1400 | 1365.3200 | 1380.2000 | 1395.0900 | 1326.35000 | | 8,32 | %200,0 ▲ |
| 6.10.2022 | AVAX/USDT | 50 | 17.2700 | 17.1000 | 16.9200 | 16.6300 | 17.58000 | | 31,71 | %185,3 ▲ |
| 10.10.2022 | BTC/USDT | 100 | 19286.8000 | 19113.2000 | 18843.2000 | 18708.2000 | 19622.40000 | | 8,78 | %90,0 ▲ |
| 10.10.2022 | ETH/USDT | 100 | 1315.4300 | 1303.5900 | 1289.1200 | 1274.6500 | 1341.48000 | | 11,49 | %310,0 ▲ |
| 11.10.2022 | BTC/USDT | 100 | 19188.9000 | 19361.6000 | 19630.2000 | 19764.6000 | 18855.00000 | | 1,77 | -%174,0 ▼ |
| 11.10.2022 | AVAX/USDT | 50 | 15.8400 | 15.6800 | 15.5200 | 15.2500 | 16.13000 | | 1,17 | -%91,5 ▼ |
| 11.10.2022 | AVAX/USDT | 50 | 15.8700 | 15.7100 | 15.5500 | 15.2800 | 16.16000 | | 32,76 | %185,9 ▲ |
| 11.10.2022 | BTC/USDT | 100 | 18945.5000 | 18775.0000 | 18509.8000 | 18377.1000 | 19275.20000 | | 40,89 | %300,0 ▲ |
| 12.10.2022 | ETH/USDT | 100 | 1296.3600 | 1308.0300 | 1322.2900 | 1336.5500 | 1270.69000 | 1284.1200 | 21,75 | -%94,4 ▼ |
| 13.10.2022 | BTC/USDT | 100 | 18229.8000 | 18065.7000 | 17810.5000 | 17682.9000 | 18547.00000 | | 2,69 | -%174,0 ▼ |
| 13.10.2022 | ETH/USDT | 100 | 1284.1300 | 1272.5700 | 1258.4500 | 1244.3200 | 1309.56000 | | 5,99 | %310,0 ▲ |
| 14.10.2022 | DOT/USDT | 50 | 6.1250 | 6.0390 | 5.9840 | 5.8920 | 6.24100 | | 2,03 | %70,2 ▲ |
| 16.10.2022 | DOT/USDT | 50 | 6.1530 | 6.2390 | 6.2950 | 6.3870 | 6.03600 | | 24,41 | %115,4 ▲ |
| 16.10.2022 | BTC/USDT | 100 | 19258.7000 | 19432.0000 | 19701.7000 | 19836.5000 | 18923.60000 | | 25,41 | %230,0 ▲ |
| 17.10.2022 | ETH/USDT | 100 | 1312.1800 | 1323.9900 | 1338.4200 | 1352.8600 | 1286.20000 | | 18,97 | %200,0 ▲ |
| 18.10.2022 | DOT/USDT | 50 | 6.1530 | 6.0670 | 6.0110 | 5.9190 | 6.27000 | | 9,86 | %69,9 ▲ |
| 18.10.2022 | BTC/USDT | 100 | 19494.2000 | 19318.8000 | 19045.8000 | 18909.4000 | 19833.40000 | | 28,59 | %300,0 ▲ |
| 18.10.2022 | ETH/USDT | 100 | 1319.9200 | 1308.0400 | 1293.5200 | 1279.0000 | 1346.05000 | | 17,76 | %310,0 ▲ |
| 19.10.2022 | DOT/USDT | 50 | 6.2060 | 6.2930 | 6.3490 | 6.4420 | 6.08800 | 6.1170 | 7,75 | -%71,7 ▼ |
| 19.10.2022 | AVAX/USDT | 50 | 15.6400 | 15.4800 | 15.3300 | 15.0600 | 15.92000 | | 14,28 | %185,4 ▲ |
| 20.10.2022 | AVAX/USDT | 50 | 15.0900 | 14.9400 | 14.7900 | 14.5300 | 15.36000 | | 1,61 | -%89,5 ▼ |
| 20.10.2022 | AVAX/USDT | 50 | 15.1100 | 14.9600 | 14.8100 | 14.5500 | 15.38000 | | 0,53 | -%89,3 ▼ |
| 20.10.2022 | ETH/USDT | 100 | 1293.1300 | 1304.7700 | 1318.9900 | 1333.2200 | 1267.53000 | | 8,91 | %90,0 ▲ |
| 20.10.2022 | DOT/USDT | 50 | 6.1160 | 6.0300 | 5.9750 | 5.8840 | 6.23200 | | 13,47 | %189,7 ▲ |
| 20.10.2022 | BTC/USDT | 100 | 19116.1000 | 18944.1000 | 18676.4000 | 18542.6000 | 19448.70000 | | 11,22 | %230,0 ▲ |
| 20.10.2022 | ETH/USDT | 100 | 1288.8000 | 1277.2000 | 1263.0200 | 1248.8500 | 1314.32000 | | 13,56 | %310,0 ▲ |
| 21.10.2022 | AVAX/USDT | 50 | 15.0500 | 14.9000 | 14.7500 | 14.4900 | 15.32000 | | 0,32 | %99,7 ▲ |
| 23.10.2022 | AVAX/USDT | 50 | 15.8400 | 16.0000 | 16.1600 | 16.4300 | 15.55000 | | 19,03 | %186,2 ▲ |
| 24.10.2022 | ETH/USDT | 100 | 1350.4900 | 1362.6400 | 1377.5000 | 1392.3600 | 1323.75000 | | 3,80 | -%198,0 ▼ |
| 24.10.2022 | BTC/USDT | 100 | 19419.0000 | 19593.8000 | 19865.6000 | 20001.6000 | 19081.10000 | 19246.5000 | 15,05 | -%88,8 ▼ |
| 25.10.2022 | BTC/USDT | 100 | 19246.6000 | 19073.4000 | 18803.9000 | 18669.2000 | 19581.50000 | 19403.1000 | 12,15 | -%81,3 ▼ |
| 25.10.2022 | DOT/USDT | 50 | 5.9450 | 6.0280 | 6.0820 | 6.1710 | 5.83200 | | 16,94 | %190,1 ▲ |
| 25.10.2022 | BTC/USDT | 100 | 19403.1000 | 19577.7000 | 19849.4000 | 19985.2000 | 19065.50000 | | 2,93 | %300,0 ▲ |
| 25.10.2022 | BTC/USDT | 100 | 20108.6000 | 20289.6000 | 20571.1000 | 20711.9000 | 19758.70000 | | 9,95 | %300,0 ▲ |
| 25.10.2022 | ETH/USDT | 100 | 1479.0000 | 1492.3100 | 1508.5800 | 1524.8500 | 1449.72000 | | 0,63 | %310,0 ▲ |
| 27.10.2022 | ETH/USDT | 100 | 1570.3200 | 1584.4500 | 1601.7300 | 1619.0000 | 1539.23000 | | 0,90 | -%198,0 ▼ |
| 27.10.2022 | BTC/USDT | 100 | 20713.0000 | 20899.4000 | 21189.4000 | 21334.4000 | 20352.60000 | 20404.8000 | 7,30 | -%148,8 ▼ |
| 27.10.2022 | DOT/USDT | 50 | 6.5640 | 6.6560 | 6.7150 | 6.8130 | 6.43900 | | 4,47 | -%95,2 ▼ |
| 27.10.2022 | BTC/USDT | 100 | 20833.1000 | 21020.6000 | 21312.3000 | 21458.1000 | 20470.60000 | 20742.0000 | 2,03 | -%43,7 ▼ |
| 27.10.2022 | BTC/USDT | 100 | 20404.7000 | 20221.1000 | 19935.4000 | 19792.6000 | 20759.70000 | | 2,39 | %90,0 ▲ |
| 27.10.2022 | ETH/USDT | 100 | 1542.0400 | 1528.1600 | 1511.2000 | 1494.2400 | 1572.57000 | | 10,11 | %310,0 ▲ |
| 28.10.2022 | ETH/USDT | 100 | 1518.9000 | 1532.5700 | 1549.2800 | 1565.9900 | 1488.83000 | | 1,47 | %310,0 ▲ |
| 29.10.2022 | BTC/USDT | 100 | 20927.1000 | 21115.4000 | 21408.4000 | 21554.9000 | 20563.00000 | 20705.0000 | 8,55 | -%106,1 ▼ |
| 29.10.2022 | AVAX/USDT | 50 | 18.6690 | 18.8560 | 19.0420 | 19.3600 | 18.33300 | | 0,18 | %50,1 ▲ |
| 29.10.2022 | ETH/USDT | 100 | 1640.1600 | 1654.9200 | 1672.9600 | 1691.0000 | 1607.68000 | | 1,59 | %90,0 ▲ |
| 30.10.2022 | ETH/USDT | 100 | 1637.1300 | 1651.8600 | 1669.8700 | 1687.8800 | 1604.71000 | | 2,55 | -%198,0 ▼ |
| 30.10.2022 | BTC/USDT | 100 | 20921.1000 | 21109.4000 | 21402.3000 | 21548.7000 | 20557.10000 | | 9,77 | -%174,0 ▼ |
| 30.10.2022 | BTC/USDT | 100 | 20705.0000 | 20518.7000 | 20228.8000 | 20083.8000 | 21065.30000 | 20921.1000 | 8,35 | -%104,4 ▼ |
| 30.10.2022 | ETH/USDT | 100 | 1605.0200 | 1590.5700 | 1572.9200 | 1555.2600 | 1636.80000 | | 9,38 | %200,0 ▲ |
| 31.10.2022 | BTC/USDT | 100 | 20681.1000 | 20867.2000 | 21156.8000 | 21301.5000 | 20321.20000 | 20557.4000 | 4,05 | -%59,8 ▼ |
| 31.10.2022 | DOT/USDT | 50 | 6.6790 | 6.7730 | 6.8330 | 6.9330 | 6.55200 | | 3,40 | %70,4 ▲ |
| 31.10.2022 | BTC/USDT | 100 | 20557.4000 | 20372.4000 | 20084.6000 | 19940.7000 | 20915.10000 | | 0,14 | %90,0 ▲ |
| 31.10.2022 | ETH/USDT | 100 | 1593.7100 | 1608.0500 | 1625.5800 | 1643.1200 | 1562.15000 | | 4,65 | %200,0 ▲ |

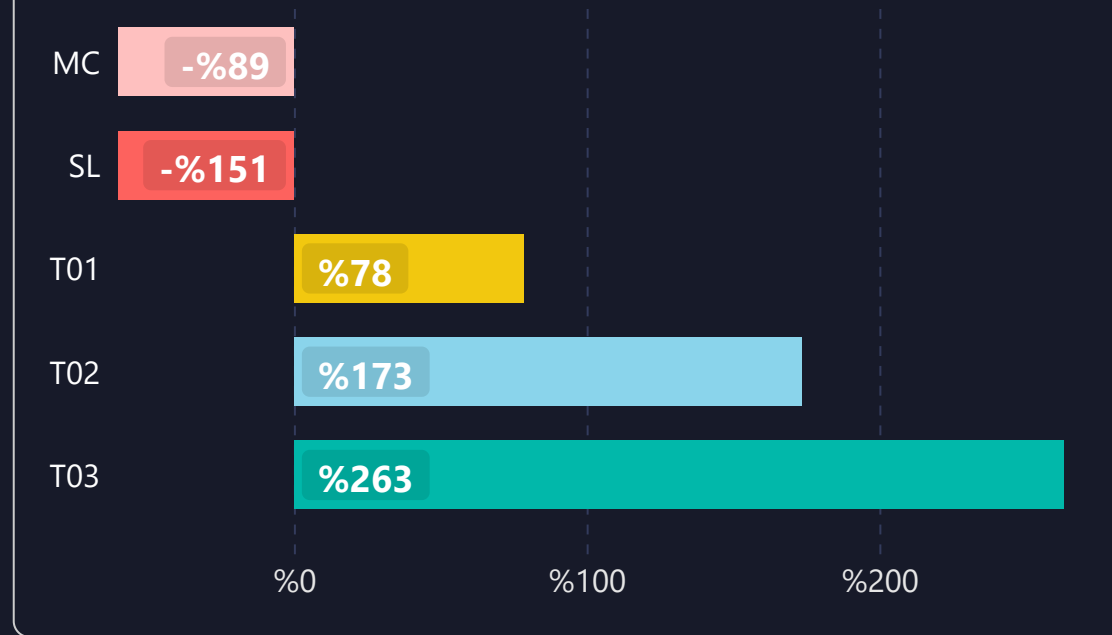


1) DETAILED STATS OF TARGETS (T1, T2, T3 etc.)

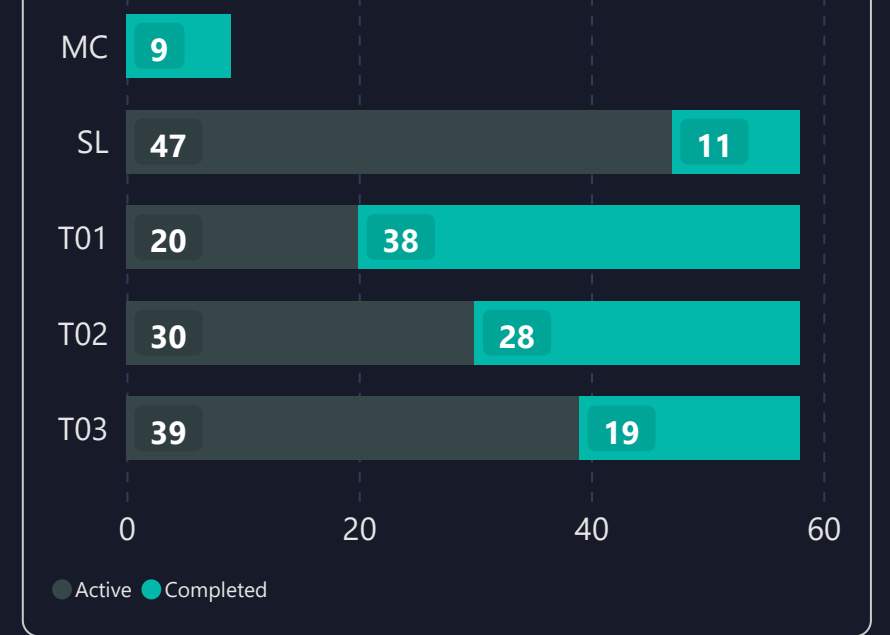
AVERAGE DURATION (HOURS)



AVERAGE PROFIT PER TARGET



INDIVIDUAL TARGETS STATUS



2) TARGET DURATION vs PROFIT/LOSS SCATTER CHART

Targets ● MC ● SL ● T01 ● T02 ● T03

