

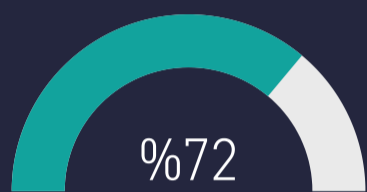


t.me/altsignals

# ALTSIGNALS BINANCE HIG LEV. VIP REPORT 2022 NOVEMBER



Success Rate



Completed Trades

79 # of Signals  
%7190 Total Profit

Win Trades

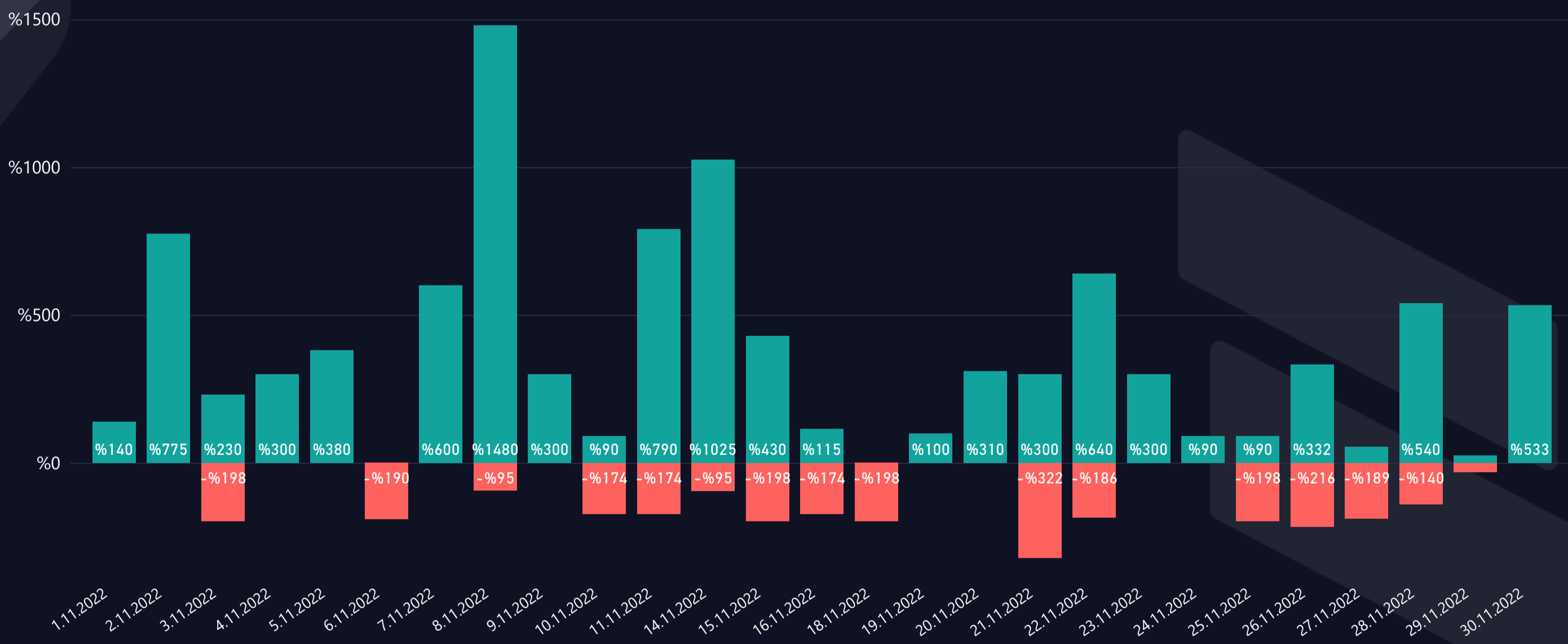
57 # of Trades  
%9971 Win Profit

Loss Trades

22 # of Trades  
-%2781 Loss Rate

## WIN & LOSS CHART

Win/Loss ● Loss ● Win



## TOP WIN & LOSS TRADES

Realization Date	Pair	Final Profit	Duration (hours)	Final Target
20.11.2022	ETH/USDT	%310,0	1,27	T03
28.11.2022	ETH/USDT	%310,0	2,29	T03
8.11.2022	ETH/USDT	%310,0	5,19	T03
2.11.2022	ETH/USDT	%310,0	1,34	T03
14.11.2022	ETH/USDT	%310,0	1,22	T03

Realization Date	Pair	Total Loss	Duration (hours)
15.11.2022	ETH/USDT	-%198,0	0,93
3.11.2022	ETH/USDT	-%198,0	1,87
18.11.2022	ETH/USDT	-%198,0	5,31
25.11.2022	ETH/USDT	-%198,0	15,67
22.11.2022	BTC/USDT	-%186,1	6,20



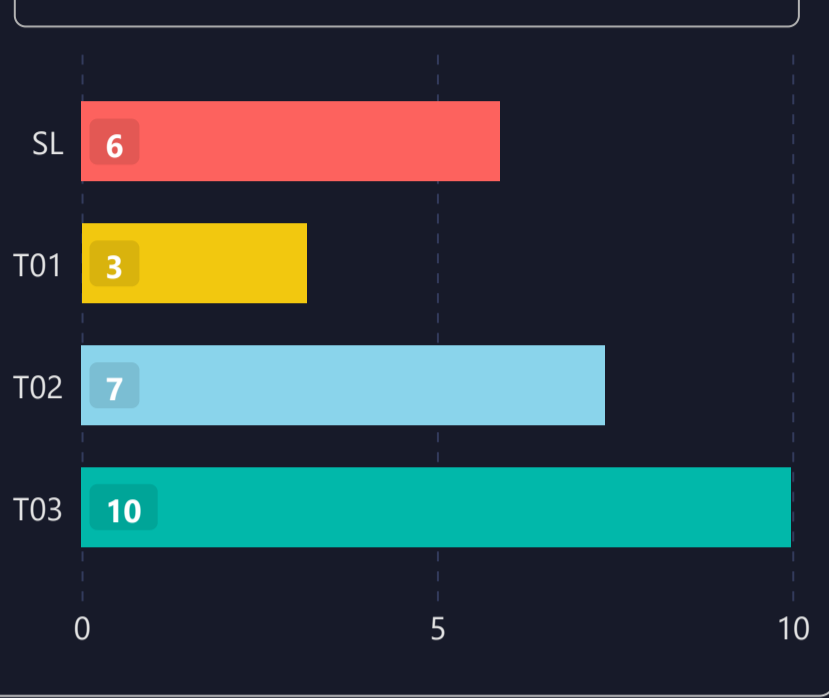
# LIST OF ALL TRADES

Signal Date	Pair	Lev.	Buy Rate	Target 1	Target 2	Target 3	Stop Loss	Man. Close	Dur. (hours)	Final P/L
31.10.2022	DOT/USDT	50	6.6030	6.5110	6.4510	6.3520	6.72800		33,01	%190,1 ▲
1.11.2022	AVAX/USDT	50	19.2200	19.4120	19.6040	19.9310	18.87400		0,22	%49,9 ▲
1.11.2022	ETH/USDT	100	1585.8100	1600.0800	1617.5300	1634.9700	1554.41000		0,40	%90,0 ▲
2.11.2022	BTC/USDT	100	20591.7000	20777.0000	21065.3000	21209.5000	20233.40000		0,45	%90,0 ▲
2.11.2022	AVAX/USDT	50	18.3380	18.1550	17.9710	17.6590	18.66800		0,85	%185,1 ▲
2.11.2022	BTC/USDT	100	20502.2000	20317.7000	20030.6000	19887.1000	20858.90000		9,47	%230,0 ▲
2.11.2022	ETH/USDT	100	1559.9800	1545.9400	1528.7800	1511.6200	1590.87000		0,78	%310,0 ▲
3.11.2022	ETH/USDT	100	1523.6800	1509.9700	1493.2100	1476.4500	1553.85000		1,87	-%198,0 ▼
4.11.2022	ETH/USDT	100	1647.3900	1662.2200	1680.3400	1698.4600	1614.77000		4,68	%90,0 ▲
4.11.2022	AVAX/USDT	50	19.2490	19.4410	19.6340	19.9610	18.90300		1,78	%100,0 ▲
4.11.2022	AVAX/USDT	50	19.3460	19.5390	19.7330	20.0620	18.99800		4,12	%100,0 ▲
4.11.2022	DOT/USDT	50	6.9350	7.0320	7.0950	7.1990	6.80300		5,05	%190,3 ▲
4.11.2022	ETH/USDT	100	1563.5900	1577.6600	1594.8600	1612.0600	1532.63000		2,76	%200,0 ▲
5.11.2022	DOT/USDT	50	7.1540	7.2540	7.3190	7.4260	7.01800		6,79	-%95,1 ▼
5.11.2022	ETH/USDT	100	1624.9700	1610.3500	1592.4700	1574.6000	1657.14000		28,27	%310,0 ▲
6.11.2022	DOT/USDT	50	7.1340	7.2340	7.2980	7.4050	6.99800		0,28	-%95,3 ▼
7.11.2022	AVAX/USDT	50	18.1860	18.0040	17.8220	17.5130	18.51300		0,74	%100,1 ▲
7.11.2022	DOT/USDT	50	6.9390	6.8420	6.7790	6.6750	7.07100		3,97	%190,2 ▲
8.11.2022	DOT/USDT	50	6.4870	6.3960	6.3380	6.2400	6.61000		1,49	-%94,8 ▼
8.11.2022	BTC/USDT	100	18013.4000	17851.3000	17599.1000	17473.0000	18326.80000		0,04	%90,0 ▲
8.11.2022	ETH/USDT	100	1300.0800	1288.3800	1274.0800	1259.7800	1325.82000		0,16	%90,0 ▲
8.11.2022	DOT/USDT	50	6.7020	6.6080	6.5480	6.4470	6.82900		0,55	%190,2 ▲
8.11.2022	ETH/USDT	100	1461.5900	1448.4400	1432.3600	1416.2800	1490.53000		0,66	%200,0 ▲
8.11.2022	BTC/USDT	100	18651.5000	18483.6000	18222.5000	18092.0000	18976.00000		0,64	%300,0 ▲
8.11.2022	BTC/USDT	100	20435.4000	20251.5000	19965.4000	19822.3000	20791.00000		1,09	%300,0 ▲
8.11.2022	ETH/USDT	100	1575.4100	1561.2300	1543.9000	1526.5700	1606.60000		3,59	%310,0 ▲
9.11.2022	BTC/USDT	100	18168.3000	18004.8000	17750.4000	17623.3000	18484.40000		1,60	%300,0 ▲
10.11.2022	BTC/USDT	100	16347.0000	16199.9000	15971.0000	15856.6000	16631.40000		1,49	-%174,0 ▼
10.11.2022	ETH/USDT	100	1330.3400	1342.3100	1356.9500	1371.5800	1304.00000		0,09	%90,0 ▲
10.11.2022	BTC/USDT	100	17891.2000	18052.2000	18302.7000	18427.9000	17579.90000		0,01	%90,0 ▲
11.11.2022	BTC/USDT	100	17403.8000	17560.4000	17804.1000	17925.9000	17101.00000		8,00	-%174,0 ▼
11.11.2022	ETH/USDT	100	1228.6700	1217.6100	1204.1000	1190.5800	1253.00000		0,06	%200,0 ▲
11.11.2022	ETH/USDT	100	1280.4200	1291.9400	1306.0300	1320.1100	1255.07000		3,32	%200,0 ▲
11.11.2022	BTC/USDT	100	16906.2000	16754.0000	16517.4000	16399.0000	17200.40000		0,08	%300,0 ▲
13.11.2022	BTC/USDT	100	16616.7000	16467.1000	16234.5000	16118.2000	16905.80000		11,15	%300,0 ▲
14.11.2022	DOT/USDT	50	5.6190	5.5400	5.4900	5.4050	5.72600		0,55	-%95,2 ▼
14.11.2022	DOT/USDT	50	5.7440	5.8240	5.8760	5.9620	5.63500		3,71	%114,9 ▲
14.11.2022	BTC/USDT	100	16388.7000	16536.2000	16765.6000	16880.4000	16103.50000		0,62	%300,0 ▲
14.11.2022	ETH/USDT	100	1236.1400	1247.2700	1260.8600	1274.4600	1211.66000		0,76	%310,0 ▲
15.11.2022	ETH/USDT	100	1235.1200	1224.0000	1210.4200	1196.8300	1259.58000		0,93	-%198,0 ▼
15.11.2022	BTC/USDT	100	16671.6000	16521.6000	16288.2000	16171.5000	16961.70000		7,90	-%174,0 ▼
15.11.2022	ETH/USDT	100	1262.6900	1274.0500	1287.9400	1301.8300	1237.69000		8,25	%200,0 ▲
15.11.2022	BTC/USDT	100	16664.9000	16814.9000	17048.2000	17164.8000	16374.90000		8,94	%230,0 ▲
16.11.2022	DOT/USDT	50	5.7390	5.6590	5.6070	5.5210	5.84800		2,01	%115,0 ▲
18.11.2022	ETH/USDT	100	1228.3900	1239.4500	1252.9600	1266.4700	1204.07000		5,31	-%198,0 ▼
18.11.2022	BTC/USDT	100	16641.7000	16491.9000	16258.9000	16142.4000	16931.30000		52,09	%300,0 ▲
19.11.2022	AVAX/USDT	50	12.7660	12.6380	12.5110	12.2940	12.99600		2,95	%99,9 ▲
20.11.2022	ETH/USDT	100	1192.4500	1181.7200	1168.6000	1155.4800	1216.06000		0,89	%310,0 ▲
21.11.2022	BTC/USDT	100	15975.0000	15831.2000	15607.6000	15495.8000	16253.00000		5,58	-%174,0 ▼
21.11.2022	BTC/USDT	100	16262.2000	16408.6000	16636.2000	16750.1000	16021.60000		3,05	-%148,0 ▼
21.11.2022	BTC/USDT	100	16021.6000	15877.4000	15653.1000	15541.0000	16300.40000		3,83	%300,0 ▲
22.11.2022	BTC/USDT	100	15679.2000	15538.1000	15318.6000	15208.8000	15971.00000		6,20	-%186,1 ▼
22.11.2022	AVAX/USDT	50	11.6240	11.5080	11.3920	11.1940	11.83300		0,07	%49,9 ▲
22.11.2022	ETH/USDT	100	1084.8200	1075.0600	1063.1200	1051.1900	1106.30000		1,31	%90,0 ▲
22.11.2022	ETH/USDT	100	1115.0900	1125.1300	1137.3900	1149.6600	1093.01000		0,69	%200,0 ▲
22.11.2022	BTC/USDT	100	15971.5000	16115.2000	16338.8000	16450.6000	15693.60000		8,79	%300,0 ▲
23.11.2022	BTC/USDT	100	16583.4000	16732.7000	16964.8000	17080.9000	16294.80000		6,72	%90,0 ▲
24.11.2022	BTC/USDT	100	16532.0000	16383.2000	16151.8000	16036.0000	16819.70000		20,31	%90,0 ▲
25.11.2022	ETH/USDT	100	1177.0000	1166.4100	1153.4600	1140.5100	1200.30000		15,67	-%198,0 ▼
25.11.2022	AVAX/USDT	50	12.8970	13.0260	13.1550	13.3740	12.66500		6,64	%100,0 ▲
25.11.2022	ETH/USDT	100	1203.7000	1214.5300	1227.7700	1241.0100	1179.87000		4,84	%200,0 ▲
26.11.2022	DOT/USDT	50	5.4110	5.4870	5.5350	5.6170	5.30800		9,11	-%95,2 ▼
26.11.2022	BTC/USDT	100	16429.9000	16282.0000	16052.0000	15937.0000	16584.30000		9,70	-%94,0 ▼
26.11.2022	BTC/USDT	100	16577.0000	16726.2000	16958.3000	17074.3000	16429.90000		18,00	-%88,7 ▼
26.11.2022	AVAX/USDT	25	13.1530	13.2850	13.3240	13.4420	12.98200		0,19	-%32,5 ▼
26.11.2022	AVAX/USDT	25	12.8510	12.7220	12.6840	12.5680	13.01800		1,93	%32,5 ▲
27.11.2022	BTC/USDT	100	16584.3000	16733.6000	16965.7000	17081.8000	16405.50000		18,80	-%107,8 ▼
27.11.2022	DOT/USDT	50	5.2620	5.1880	5.1410	5.0620	5.36200		4,20	-%95,0 ▼
27.11.2022	AVAX/USDT	25	12.8800	13.0090	13.0470	13.1630	12.71300		7,55	%54,9 ▲
28.11.2022	AVAX/USDT	25	12.2070	12.0850	12.0480	11.9380	12.36600		0,80	-%32,6 ▼
28.11.2022	AVAX/USDT	25	12.3400	12.2170	12.1800	12.0690	12.50000		3,64	-%32,4 ▼
28.11.2022	BTC/USDT	100	16405.5000	16257.9000	16028.2000	15913.3000	16691.00000		9,27	%230,0 ▲
28.11.2022	ETH/USDT	100	1194.1300	1183.3800	1170.2500	1157.1100	1217.77000		1,85	%310,0 ▲
29.11.2022	AVAX/USDT	25	12.4690	12.3440	12.3070	12.1950	12.63100		2,87	%25,1 ▲
29.11.2022	BTC/USDT	100	16275.0000	16421.5000	16649.3000	16763.3000	15991.80000		16,19	%300,0 ▲
30.11.2022	AVAX/USDT	25	12.9220	13.0510	13.0900	13.2060	12.75400		0,37	%32,5 ▲
30.11.2022	AVAX/USDT	25	12.6800	12.8070	12.8450	12.9590	12.51500		0,19	%55,0 ▲
30.11.2022	AVAX/USDT	25	12.8150	12.9430	12.9820	13.0970	12.64800		1,12	%55,0 ▲
30.11.2022	BTC/USDT	100	16948.6000	17101.1000	17338.4000	17457.1000	16653.70000		0,66	%90,0 ▲

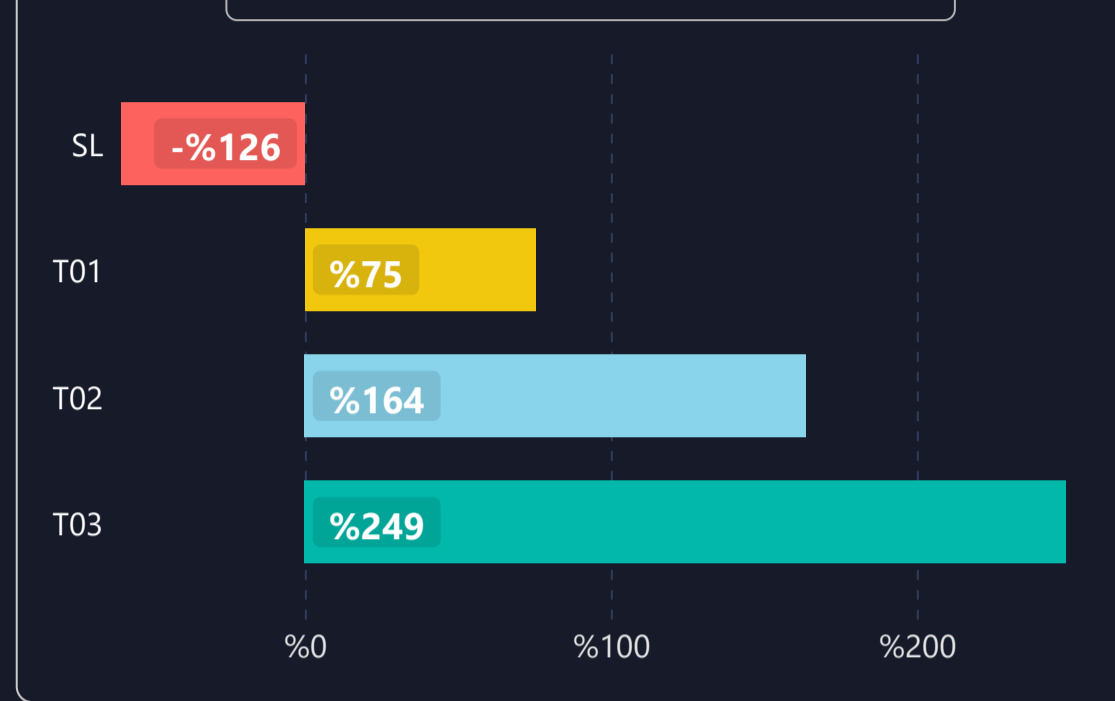


# 1) DETAILED STATS OF TARGETS (T1, T2, T3 etc.)

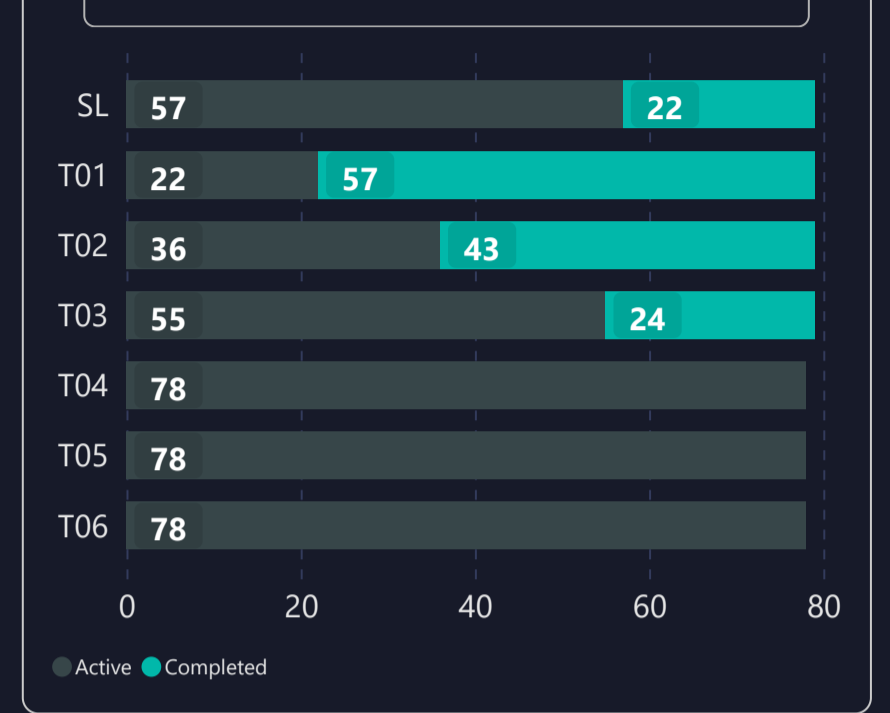
### AVERAGE DURATION (HOURS)



### AVERAGE PROFIT PER TARGET



### INDIVIDUAL TARGETS STATUS



# 2) TARGET DURATION vs PROFIT/LOSS SCATTER CHART

Targets ● SL ● T01 ● T02 ● T03

