

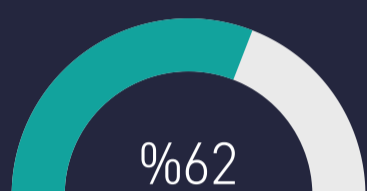


t.me/altsignals

# ALTSIGNALS BINANCE HIG LEV. VIP REPORT 2022 DECEMBER

~TOTAL PROFIT~  
**%2575**

Success Rate



%62

Completed Trades

34

# of Signals

%2575

Total Profit

Win Trades

21

# of Trades

%3290

Win Profit

Loss Trades

13

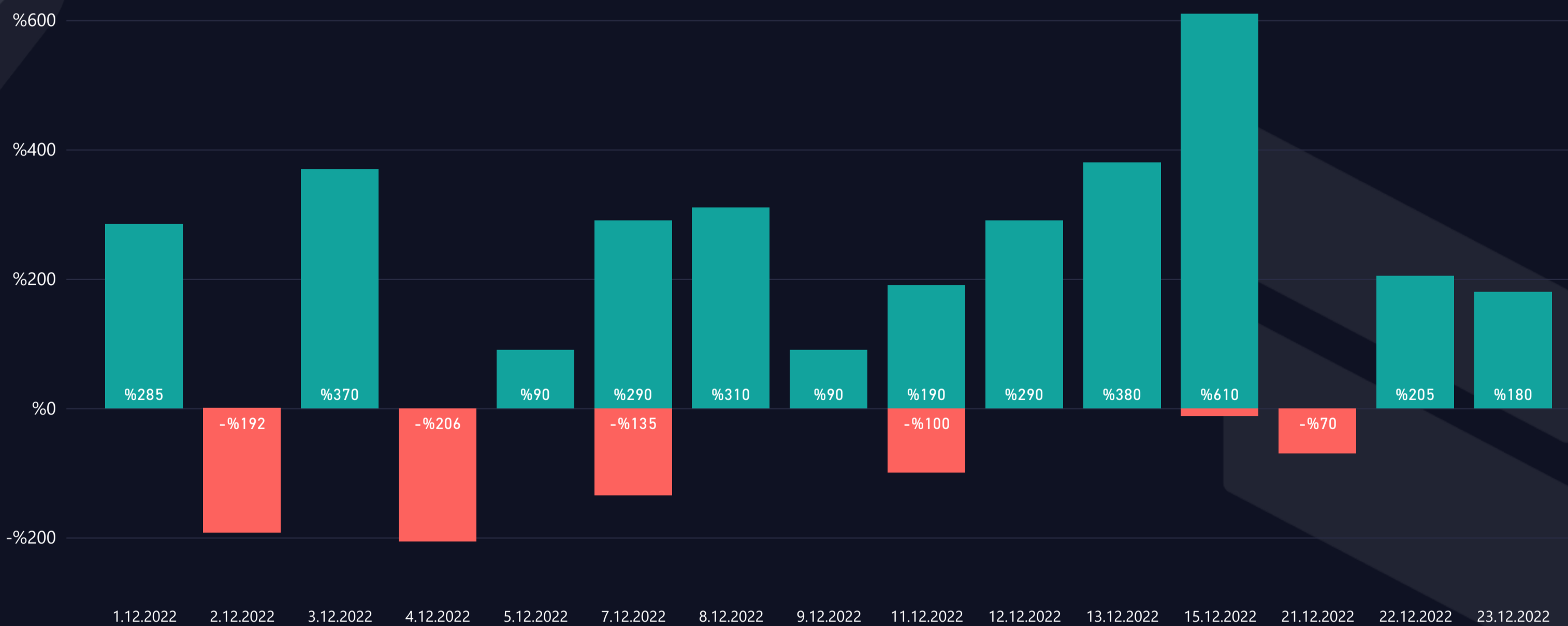
# of Trades

-%714

Loss Rate

## WIN & LOSS CHART

Win/Loss ● Loss ● Win



## TOP WIN & LOSS TRADES

Realization Date	Pair	Final Profit	Duration (hours)	Final Target
15.12.2022	ETH/USDT	%310,0	18,14	T03
8.12.2022	ETH/USDT	%310,0	6,77	T03
13.12.2022	ETH/USDT	%310,0	15,45	T03
15.12.2022	BTC/USDT	%300,0	21,81	T03
1.12.2022	BTC/USDT	%230,0	18,86	T02

Realization Date	Pair	Total Loss	Duration (hours)
2.12.2022	BTC/USDT	-%94,9	6,90
4.12.2022	BTC/USDT	-%81,4	3,50
7.12.2022	BTC/USDT	-%72,2	13,35
4.12.2022	BTC/USDT	-%70,0	10,15
11.12.2022	ETH/USDT	-%69,9	29,00



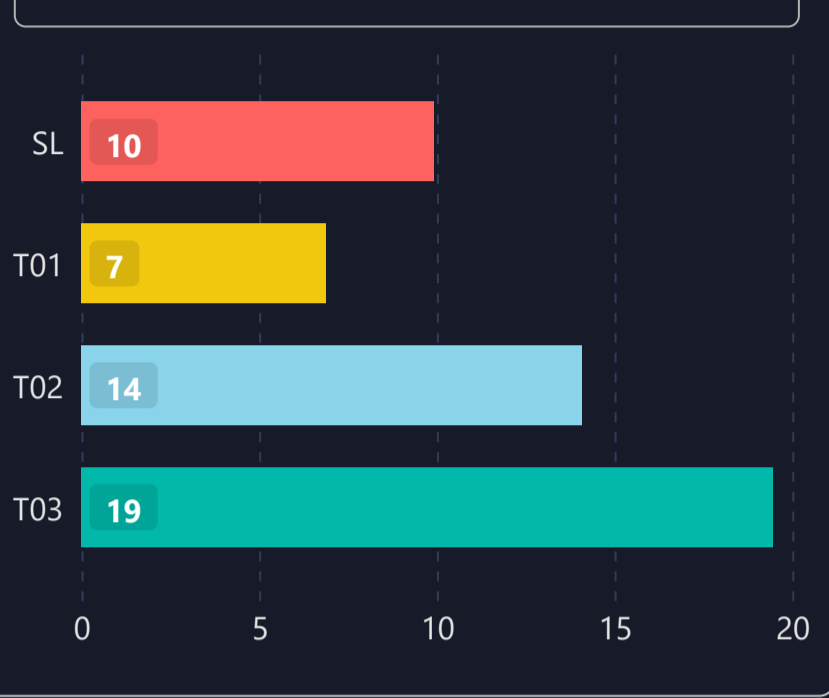
# LIST OF ALL TRADES

Signal Date	Pair	Lev.	Buy Rate	Target 1	Target 2	Target 3	Stop Loss	Man. Close	Dur. (hours)	Final P/L
30.11.2022	AVAX/USDT	25	12.8150	12.9430	12.9820	13.0970	12.64800		1,79	%55,0 ▲
30.11.2022	BTC/USDT	100	16948.6000	17101.1000	17338.4000	17457.1000	16653.70000		9,76	%230,0 ▲
2.12.2022	BTC/USDT	100	16833.3000	16681.8000	16446.1000	16328.3000	16993.00000		6,90	-%94,9 ▼
2.12.2022	AVAX/USDT	25	13.0410	13.1710	13.2110	13.3280	12.87100		0,91	-%32,6 ▼
2.12.2022	AVAX/USDT	25	13.0520	13.1830	13.2220	13.3390	12.88200		0,71	-%32,6 ▼
2.12.2022	AVAX/USDT	25	12.7970	12.6690	12.6310	12.5150	12.96300		0,42	-%32,4 ▼
2.12.2022	BTC/USDT	100	16993.0000	17145.9000	17383.8000	17502.8000	16697.30000		3,61	%90,0 ▲
2.12.2022	ETH/USDT	100	1289.9100	1301.5200	1315.7100	1329.9000	1264.37000		12,47	%90,0 ▲
2.12.2022	DOT/USDT	50	5.4780	5.5550	5.6040	5.6860	5.37400		6,36	%189,9 ▲
3.12.2022	BTC/USDT	100	16939.7000	16787.2000	16550.1000	16431.5000	17031.50000		19,15	-%54,2 ▼
4.12.2022	BTC/USDT	100	16912.3000	16760.1000	16523.3000	16404.9000	17050.00000		3,50	-%81,4 ▼
4.12.2022	BTC/USDT	100	17031.5000	17184.8000	17423.2000	17542.4000	16912.30000		10,15	-%70,0 ▼
4.12.2022	BTC/USDT	100	17050.0000	17203.5000	17442.2000	17561.5000	16753.30000		8,47	%90,0 ▲
6.12.2022	BTC/USDT	100	16948.5000	16796.0000	16558.7000	16440.0000	17070.90000		13,35	-%72,2 ▼
7.12.2022	BTC/USDT	100	17070.9000	17224.5000	17463.5000	17583.0000	16964.00000		7,25	-%62,6 ▼
7.12.2022	BTC/USDT	100	16964.0000	16811.3000	16573.8000	16455.1000	17259.20000		0,53	%90,0 ▲
7.12.2022	ETH/USDT	100	1253.5700	1242.2900	1228.5000	1214.7100	1278.39000		0,41	%200,0 ▲
8.12.2022	ETH/USDT	100	1244.0900	1255.2900	1268.9700	1282.6600	1219.46000		6,35	%310,0 ▲
9.12.2022	ETH/USDT	100	1272.6700	1261.2200	1247.2200	1233.2200	1297.87000		7,17	%90,0 ▲
9.12.2022	DOT/USDT	50	5.3290	5.2540	5.2060	5.1260	5.43000		42,24	%190,5 ▲
10.12.2022	ETH/USDT	100	1275.1000	1286.5800	1300.6000	1314.6300	1266.19000		29,00	-%69,9 ▼
10.12.2022	BTC/USDT	100	17196.3000	17351.1000	17591.8000	17712.2000	17145.20000		27,85	-%29,7 ▼
11.12.2022	BTC/USDT	100	17145.2000	16990.9000	16750.9000	16630.8000	17443.50000		4,43	%90,0 ▲
11.12.2022	ETH/USDT	100	1266.1900	1254.7900	1240.8700	1226.9400	1291.26000		5,29	%200,0 ▲
12.12.2022	ETH/USDT	100	1257.1500	1268.4600	1282.2900	1296.1200	1232.26000		9,54	%310,0 ▲
13.12.2022	DOT/USDT	50	5.0840	5.0130	4.9670	4.8910	5.18100		3,17	%69,8 ▲
14.12.2022	BTC/USDT	100	17872.0000	17711.2000	17460.9000	17335.8000	18183.00000		13,51	%300,0 ▲
14.12.2022	ETH/USDT	100	1319.5600	1307.6800	1293.1700	1278.6500	1345.69000		8,43	%310,0 ▲
15.12.2022	DOT/USDT	50	5.2300	5.3030	5.3500	5.4290	5.21700		1,10	-%12,4 ▼
20.12.2022	BTC/USDT	100	16903.5000	17055.6000	17292.3000	17410.6000	16786.00000		8,65	-%69,5 ▼
21.12.2022	BTC/USDT	100	16786.0000	16634.9000	16399.9000	16282.4000	17078.10000		33,55	%90,0 ▲
21.12.2022	DOT/USDT	50	4.5360	4.4720	4.4320	4.3640	4.62200		16,17	%114,6 ▲
22.12.2022	ETH/USDT	100	1222.7400	1233.7400	1247.1900	1260.6400	1198.53000		17,11	%90,0 ▲
22.12.2022	BTC/USDT	100	16815.6000	16966.9000	17202.4000	17320.1000	16523.00000		17,13	%90,0 ▲

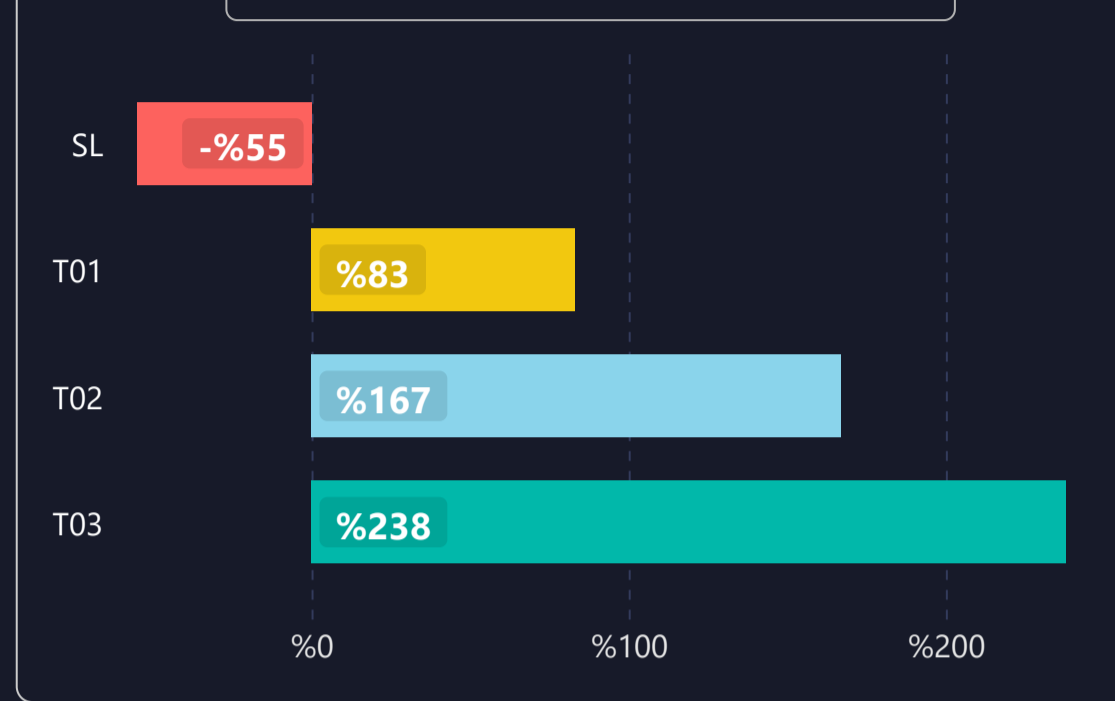


# 1) DETAILED STATS OF TARGETS (T1, T2, T3 etc.)

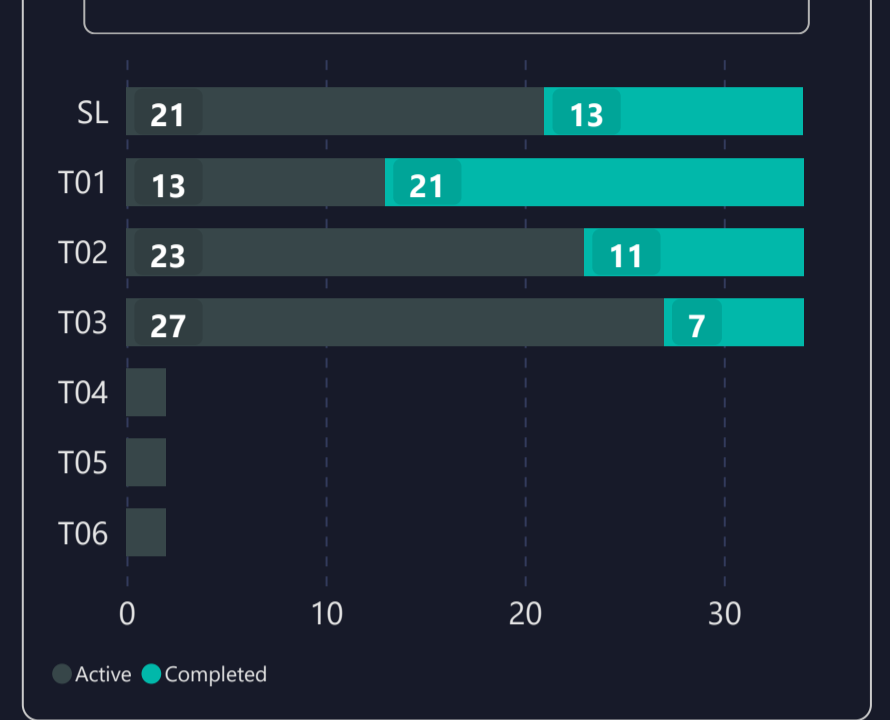
### AVERAGE DURATION (HOURS)



### AVERAGE PROFIT PER TARGET



### INDIVIDUAL TARGETS STATUS



# 2) TARGET DURATION vs PROFIT/LOSS SCATTER CHART

Targets ● SL ● T01 ● T02 ● T03

