


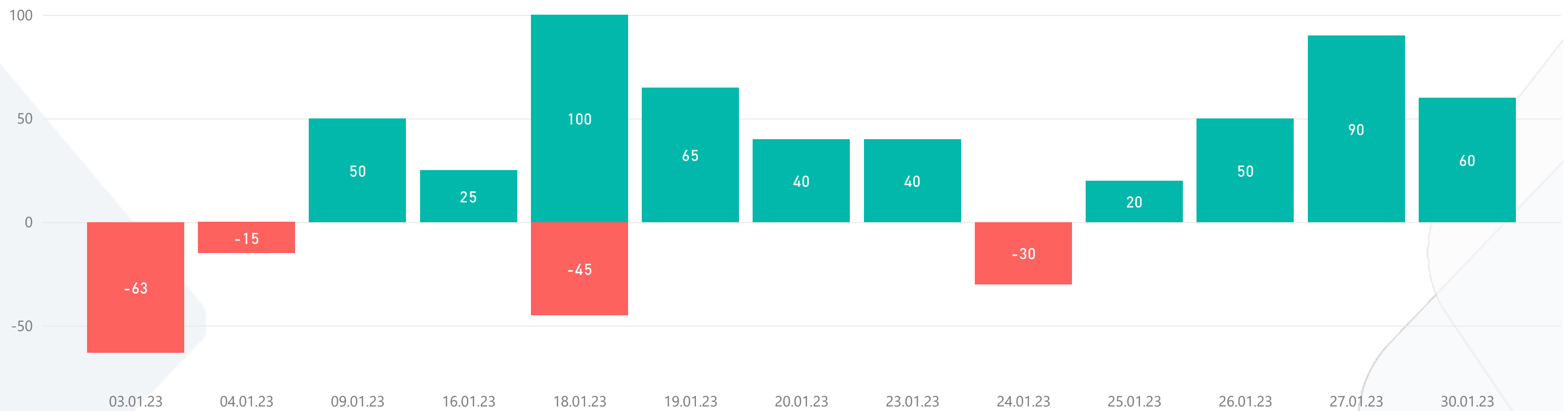
ALTFX REPORT 2023 JANUARY

~TOTAL PIPS~
387



1) WIN & LOSS CHART

Win/Loss ● Loss ● Win



2) TOP WIN & LOSS TRADES

Date	Pair	Buy Rate	Sell Rate	+ Pips	Dur. (hours)
18.01.2023	XAU/USD	1910.0000	1920.00	100	11,8
27.01.2023	XAU/USD	1925.0000	1934.00	90	5,2
30.01.2023	XAU/USD	1922.2000	1928.20	60	1,7
9.01.2023	GBP/JPY	160.880	160.38000	50	3,9
20.01.2023	EUR/USD	1.0844	1.08	20	2,8

Date	Pair	Buy Rate	Sell Rate	- Pips	Dur. (hours)
3.01.2023	USD/JPY	129.650	129.99000	-34	1,3
18.01.2023	GBP/JPY	159.950	159.70000	-25	0,5
24.01.2023	GBP/JPY	160.150	160.35000	-20	1,2
18.01.2023	GBP/JPY	160.420	160.22000	-20	0,2
3.01.2023	EUR/USD	1.0654	1.06	-19	0,2

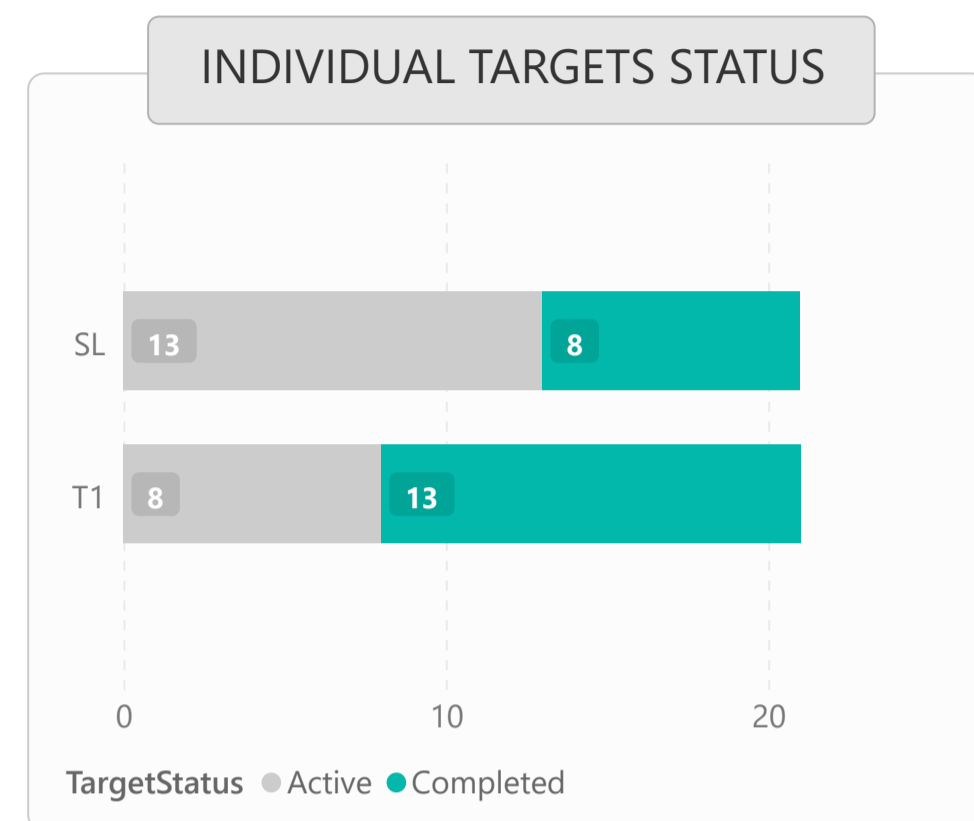
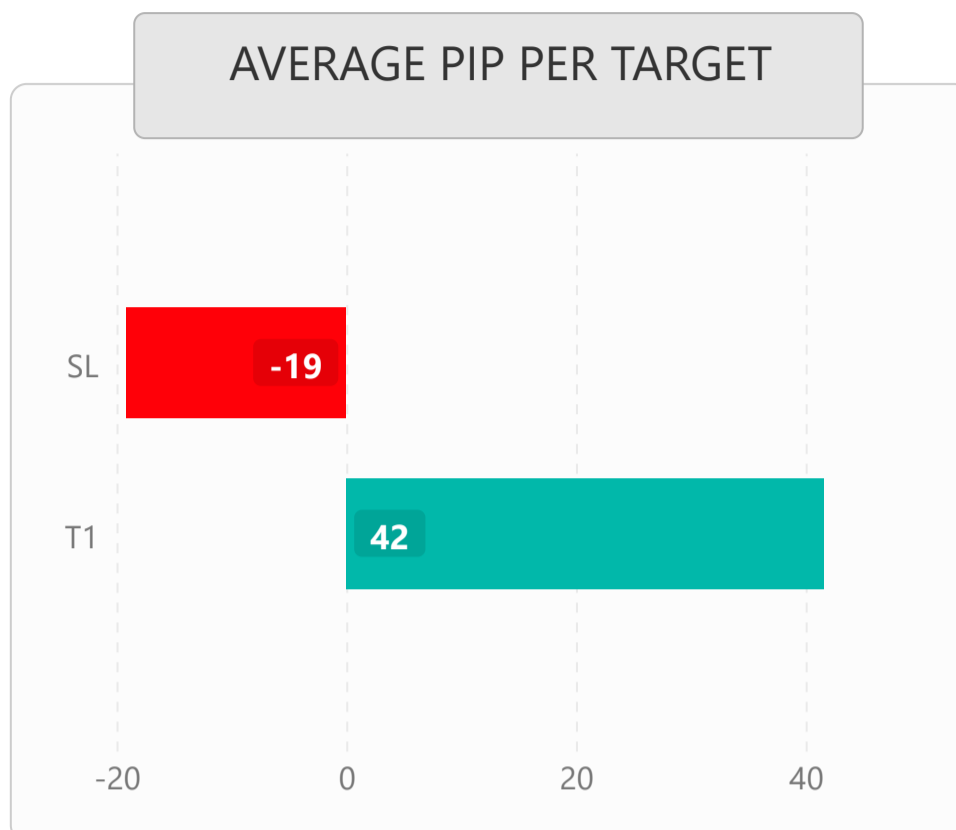
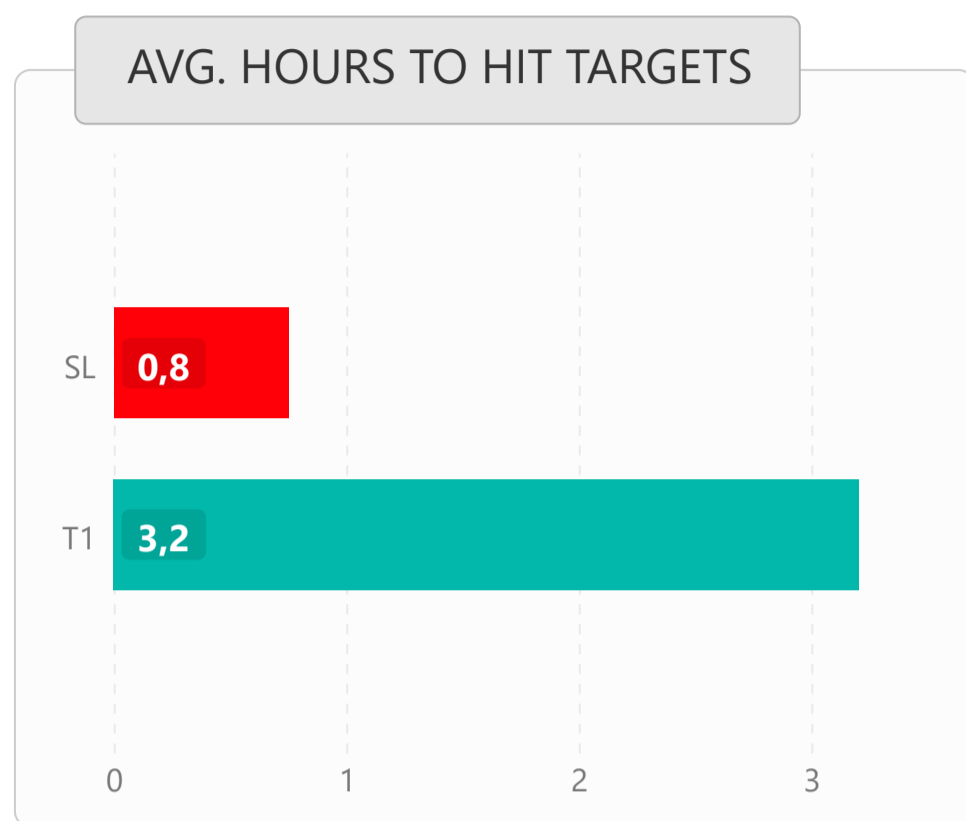


LIST OF ALL TRADES

Signal Date	Pair	Long/Short	Buy Rate	T1 Rate	T2 Rate	Stoploss Rate	Pips	Dur. (Hours)
3.01.2023	GBP/JPY	Long	156.700	158.300		156.600	-10	0,2
3.01.2023	USD/JPY	Short	129.650	126.700		129.990	-34	1,3
3.01.2023	EUR/USD	Long	1.0654	1.0772		1.0635	-19	0,2
4.01.2023	EUR/JPY	Short	138.500	137.380		138.650	-15	1,0
9.01.2023	GBP/JPY	Short	160.880	160.380		161.050	50	3,9
16.01.2023	GBP/JPY	Short	156.700	156.450		156.965	25	0,9
18.01.2023	GBP/JPY	Long	160.420	161.420		160.220	-20	0,2
18.01.2023	XAU/USD	Long	1910.0000	1920.0000		1908.0000	100	11,8
18.01.2023	GBP/JPY	Long	159.950	161.500		159.700	-25	0,5
19.01.2023	GBP/USD	Short	1.2340	1.2320		1.2365	20	5,3
19.01.2023	GBP/USD	Long	1.2340	1.2385		1.2320	45	5,0
20.01.2023	EUR/USD	Short	1.0844	1.0824		1.0860	20	2,8
20.01.2023	XAU/USD	Short	1929.0000	1927.0000		1932.0000	20	0,7
23.01.2023	GBP/JPY	Short	161.180	160.780		161.400	40	0,7
24.01.2023	GBP/JPY	Long	160.250	161.000		160.150	-10	1,6
24.01.2023	GBP/JPY	Short	160.150	159.300		160.350	-20	1,2
25.01.2023	GBP/USD	Short	1.2320	1.2300		1.2345	20	2,5
26.01.2023	XAU/USD	Short	1935.0000	1933.0000		1938.0000	20	0,4
26.01.2023	GBP/USD	Short	1.2400	1.2370		1.2422	30	0,7
27.01.2023	XAU/USD	Long	1925.0000	1934.0000		1922.0000	90	5,2
30.01.2023	XAU/USD	Long	1922.2000	1928.2000		1919.2000	60	1,7



1) DETAILED STATS OF TARGETS (T1, T2, T3 etc.)



2) TARGET DURATION vs PROFIT/LOSS SCATTER CHART

