



t.me/altsignals

# ALTSIGNALS BINANCE SPOT VIP REPORT 2023 MARCH



Success Rate



Completed Trades

12 # of Signals  
%6 Total Profit

Win Trades

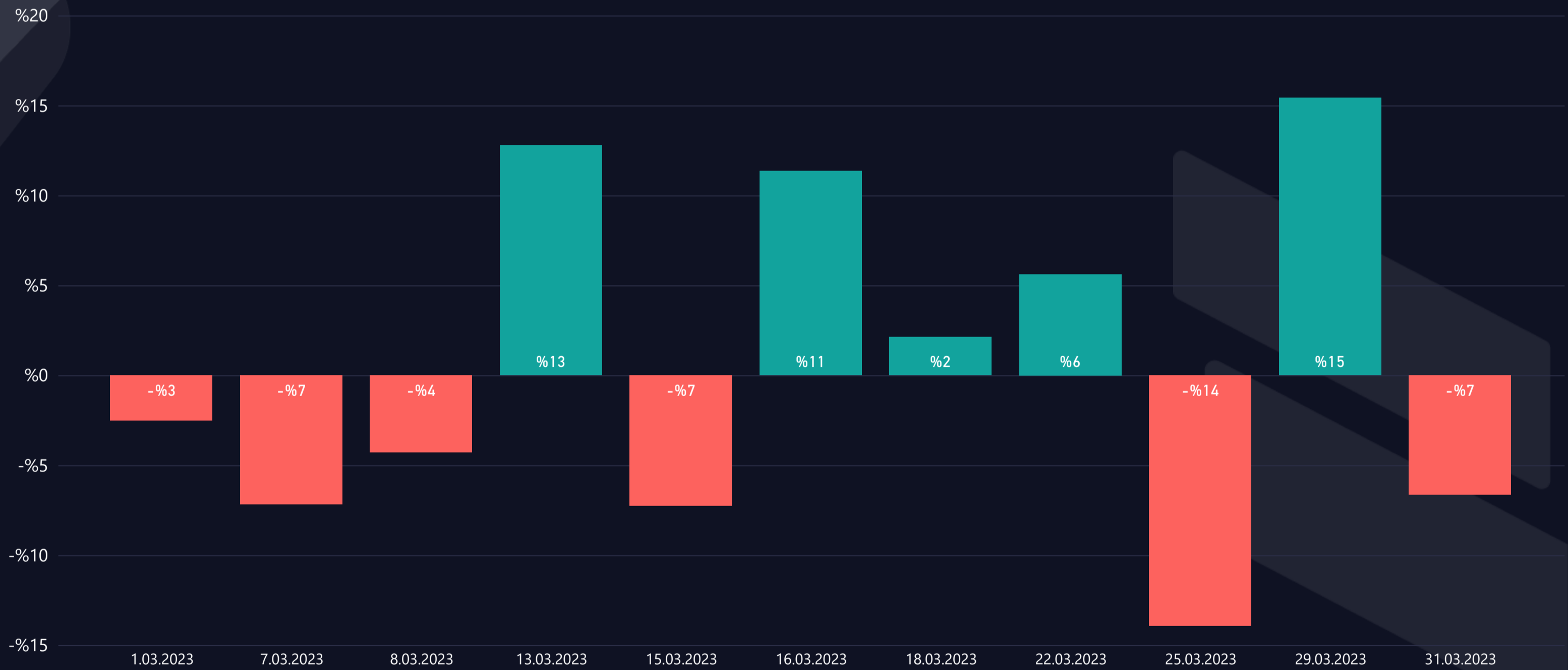
5 # of Trades  
%47 Win Profit

Loss Trades

7 # of Trades  
-%42 Loss Rate

## WIN & LOSS CHART

Win/Loss ● Loss ● Win



## TOP WIN & LOSS TRADES

Realization Date	Pair	Final Profit	Duration (days)	Final Target
29.03.2023	LDO/USDT	%15,4	3,12	T05
13.03.2023	ADA/USDT	%12,8	3,29	T05
16.03.2023	HNT/USDT	%11,3	0,38	T01
22.03.2023	LINK/USDT	%5,6	4,08	T02
18.03.2023	DEGO/USDT	%2,1	0,17	T01

Realization Date	Pair	Total Loss	Duration (days)
15.03.2023	TRU/USDT	-%7,2	0,00
25.03.2023	MAGIC/USDT	-%7,2	1,15
7.03.2023	SAND/USDT	-%7,2	4,20
25.03.2023	LDO/USDT	-%6,7	1,22
31.03.2023	ATOM/USDT	-%6,6	1,04



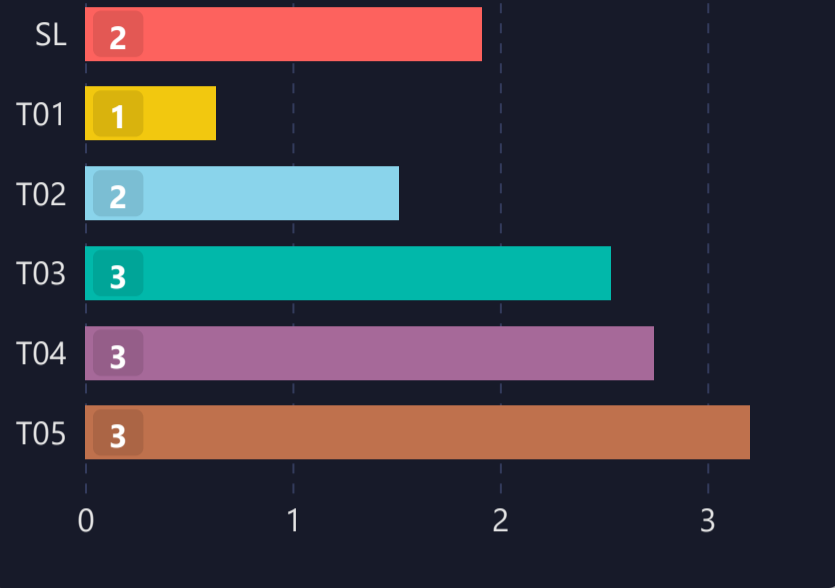
# LIST OF ALL TRADES

Signal Date	Pair	Lev.	Buy Rate	Target 1	Target 2	Target 3	Target 4	Target 5	Stop Loss	Man. Close	Dur. (Days)	Final P/L
1.03.2023	BAL/USDT	1	7.3100	7.4020	7.4940	7.5860	7.6780		7.12600		0,40	-%2,5 ▼
3.03.2023	SAND/USDT	1	0.6355	0.6657	0.6959	0.7275	0.7489		0.59000		4,20	-%7,2 ▼
3.03.2023	AAVE/USDT	1	75.0000	78.5000	81.2000	84.6000	88.9000		71.80000		5,38	-%4,3 ▼
10.03.2023	ADA/USDT	1	0.3051	0.3116	0.3181	0.3246	0.3311	0.3441	0.29200		1,82	%12,8 ▲
15.03.2023	TRU/USDT	1	0.1380	0.1480	0.1530	0.1630	0.1850		0.12800		0,00	-%7,2 ▼
16.03.2023	HNT/USDT	1	1.7450	1.9430	2.0450	2.1450	2.2450	2.4450	1.60000		0,38	%11,3 ▲
18.03.2023	DEGO/USDT	1	2.1420	2.1875	2.2330	2.2785	2.3240		2.05100		0,17	%2,1 ▲
18.03.2023	LINK/USDT	1	7.2150	7.4200	7.6200	7.8200	8.2200		6.66000		3,15	%5,6 ▲
24.03.2023	MAGIC/USDT	1	1.5580	1.5914	1.6080	1.6246	1.8000		1.44590		1,15	-%7,2 ▼
24.03.2023	LDO/USDT	1	2.1720	2.2200	2.2650	2.3540	2.4000		2.02600		1,22	-%6,7 ▼
26.03.2023	LDO/USDT	1	2.1660	2.2200	2.2650	2.3540	2.4000	2.5000	1.98700		1,73	%15,4 ▲
30.03.2023	ATOM/USDT	1	10.9270	11.4280	11.5360	11.6820	12.3260		10.20100		1,04	-%6,6 ▼

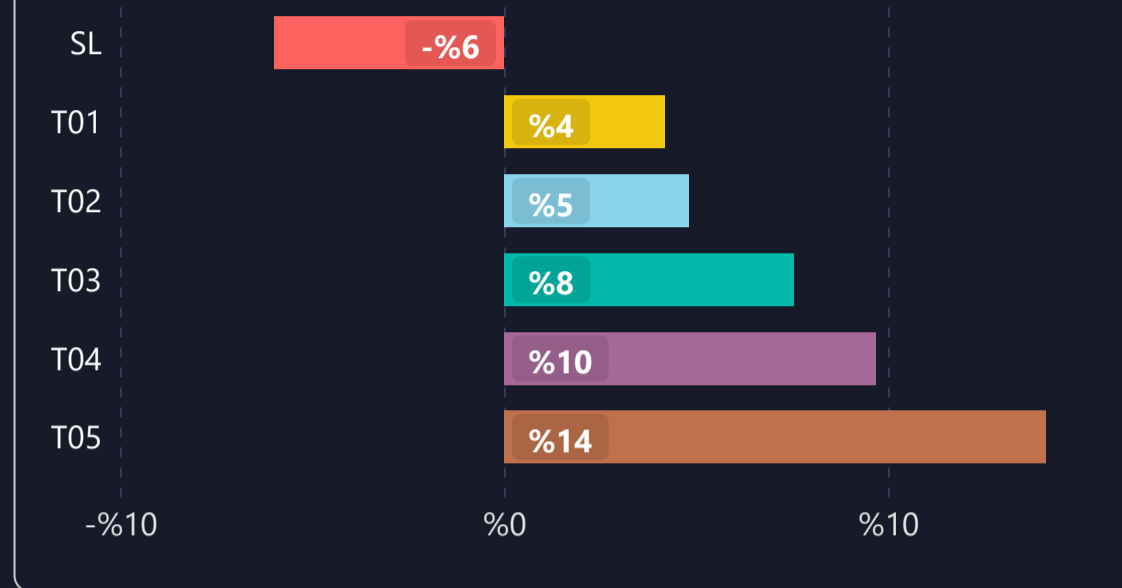


# 1) DETAILED STATS OF TARGETS (T1, T2, T3 etc.)

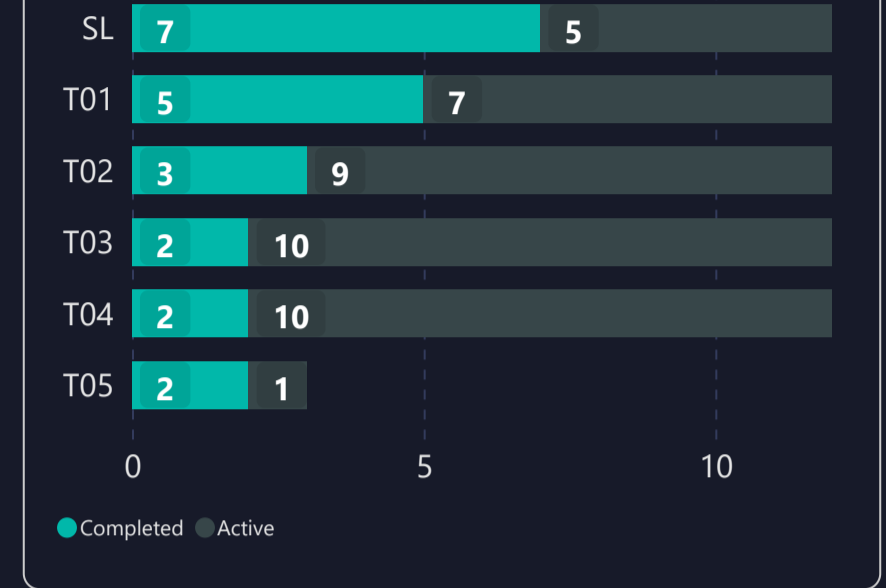
### AVERAGE DAYS TO HIT TARGETS



### AVERAGE PROFIT PER TARGET



### INDIVIDUAL TARGETS STATUS



# 2) TARGET DURATION vs PROFIT/LOSS SCATTER CHART

Targets ● SL ● T01 ● T02 ● T03 ● T04 ● T05

