


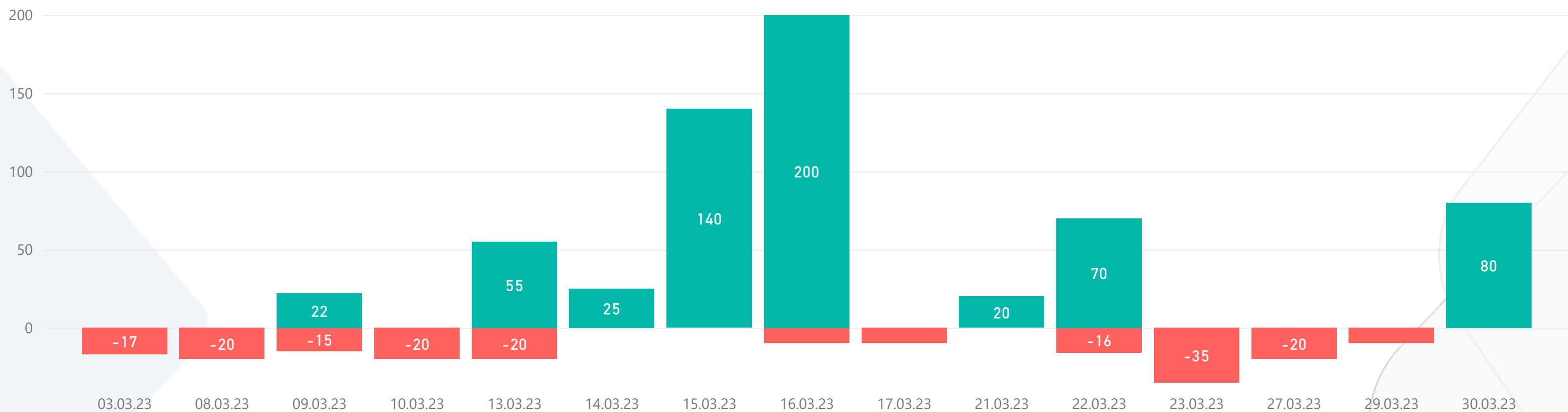
ALTFX REPORT 2023 MARCH

~TOTAL PIPS~
419



1) WIN & LOSS CHART

Win/Loss ● Loss ● Win



2) TOP WIN & LOSS TRADES

Date	Pair	Buy Rate	Sell Rate	+ Pips	Dur. (hours)
15.03.2023	XAU/USD	1899.0000	1885.00	140	1,1
16.03.2023	XAU/USD	1923.3000	1913.30	100	0,8
16.03.2023	XAU/USD	1924.0000	1934.00	100	2,2
30.03.2023	XAU/USD	1967.0000	1975.00	80	3,8
22.03.2023	XAU/USD	1944.5000	1937.50	70	2,4

Date	Pair	Buy Rate	Sell Rate	- Pips	Dur. (hours)
10.03.2023	GBP/USD	1.1930	1.20	-20	6,2
8.03.2023	XAU/USD	1814.0000	1816.00	-20	6,0
13.03.2023	XAU/USD	1886.0000	1888.00	-20	0,2
27.03.2023	XAU/USD	1967.0000	1965.00	-20	0,1
23.03.2023	XAU/USD	1974.0000	1976.00	-20	0,1

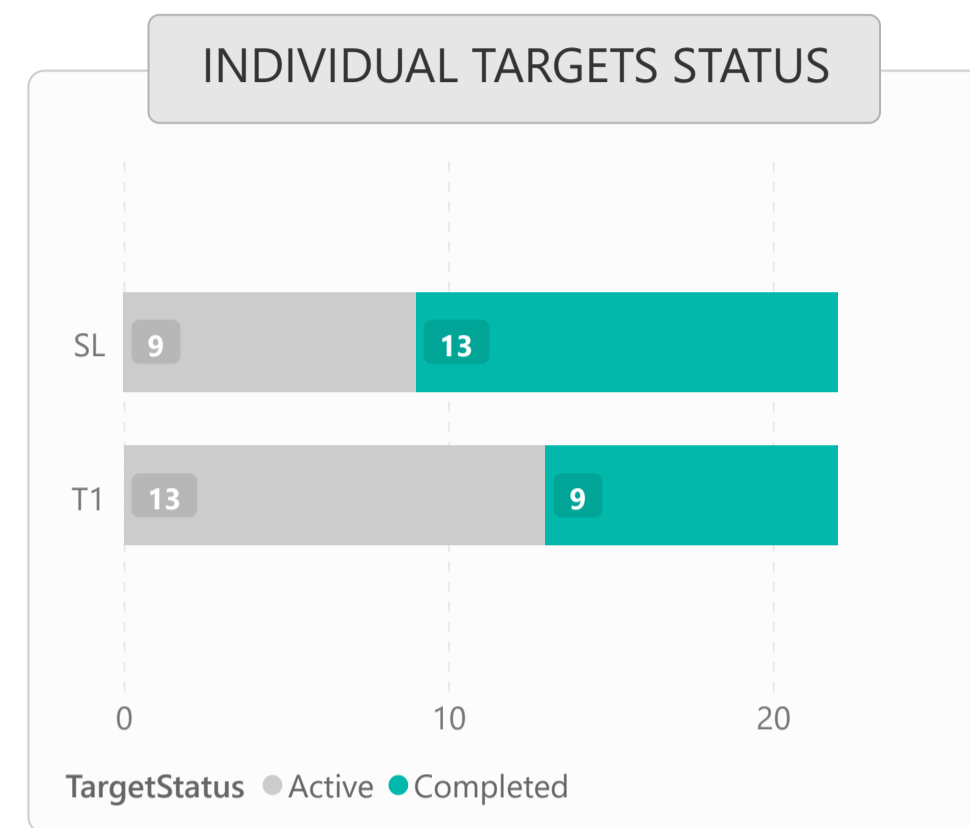
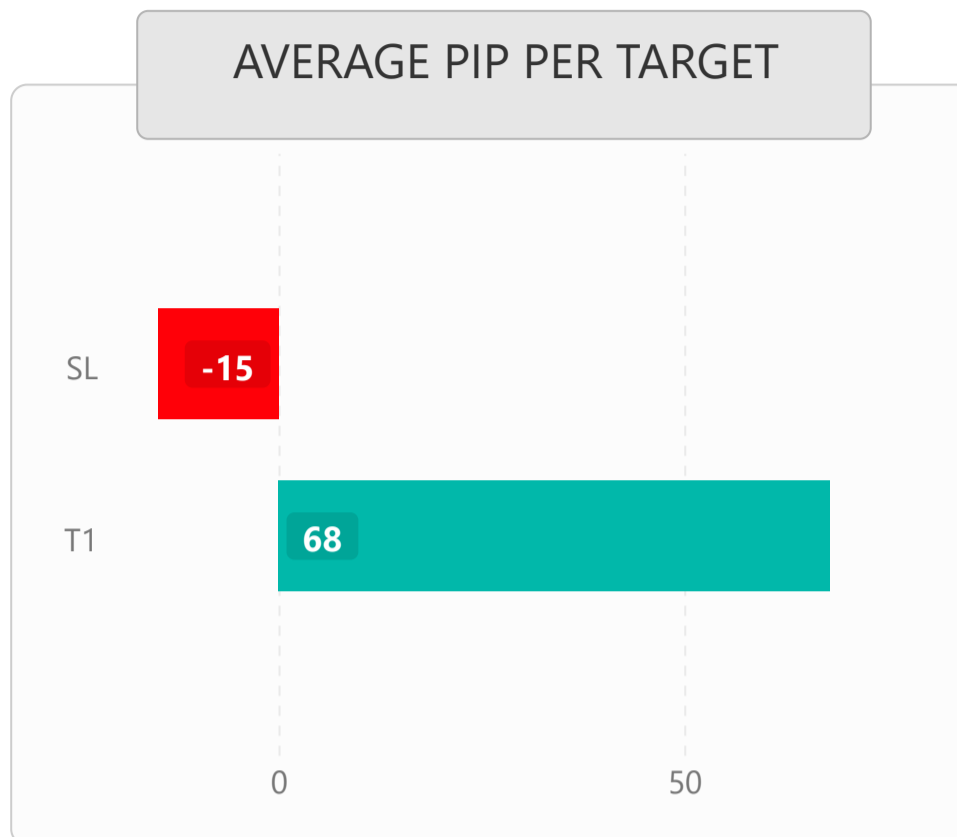
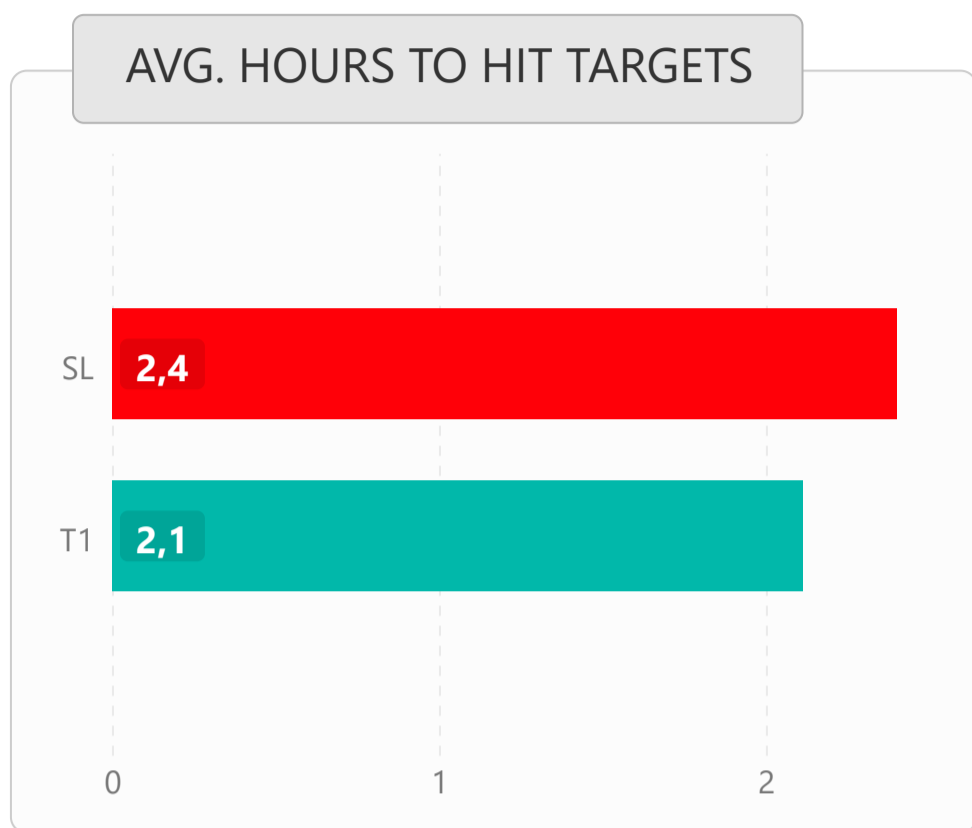


LIST OF ALL TRADES

Signal Date	Pair	Long/Short	Buy Rate	T1 Rate	T2 Rate	Stoploss Rate	Pips	Dur. (Hours)
3.03.2023	GBP/USD	Short	1.1983	1.1900		1.2000	-17	4,3
8.03.2023	XAU/USD	Short	1814.0000	1792.0000		1816.0000	-20	6,0
9.03.2023	GBP/USD	Short	1.1865	1.1800		1.1880	-15	6,5
9.03.2023	GBP/USD	Short	1.1930	1.1908		1.1940	22	0,4
10.03.2023	GBP/USD	Short	1.1930	1.1840		1.1950	-20	6,2
13.03.2023	GBP/USD	Short	1.2115	1.2060		1.2135	55	2,0
13.03.2023	XAU/USD	Short	1886.0000	1864.0000		1888.0000	-20	0,2
14.03.2023	GBP/USD	Long	1.2155	1.2180		1.2135	25	3,5
15.03.2023	XAU/USD	Short	1899.0000	1885.0000		1901.0000	140	1,1
16.03.2023	GBP/USD	Long	1.2045	1.2112		1.2035	-10	0,1
16.03.2023	XAU/USD	Long	1924.0000	1934.0000		1922.0000	100	2,2
16.03.2023	XAU/USD	Short	1923.3000	1913.3000		1924.5400	100	0,8
17.03.2023	GBP/USD	Long	1.2130	1.2180		1.2120	-10	2,5
21.03.2023	GBP/USD	Short	1.2250	1.2230		1.2257	20	2,7
22.03.2023	GBP/USD	Short	1.2255	1.2185		1.2265	-10	0,5
22.03.2023	GBP/USD	Short	1.2260	1.2185		1.2266	-6	2,9
22.03.2023	XAU/USD	Short	1944.5000	1937.5000		1946.0000	70	2,4
23.03.2023	USD/CAD	Short	1.3670	1.3535		1.3685	-15	1,2
23.03.2023	XAU/USD	Short	1974.0000	1955.0000		1976.0000	-20	0,1
27.03.2023	XAU/USD	Long	1967.0000	1984.0000		1965.0000	-20	0,1
29.03.2023	XAU/USD	Long	1962.0000	1989.0000		1961.0000	-10	0,6
30.03.2023	XAU/USD	Long	1967.0000	1975.0000		1966.0000	80	3,8



1) DETAILED STATS OF TARGETS (T1, T2, T3 etc.)



2) TARGET DURATION vs PROFIT/LOSS SCATTER CHART

