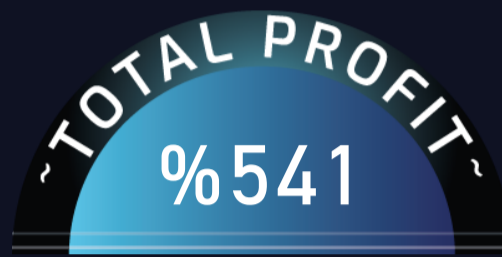




t.me/altsignals

ALTSIGNALS BINANCE FUTURES REPORT 2023 APRIL



Success Rate



Completed Trades

22 # of Signals
%541 Total Profit

Win Trades

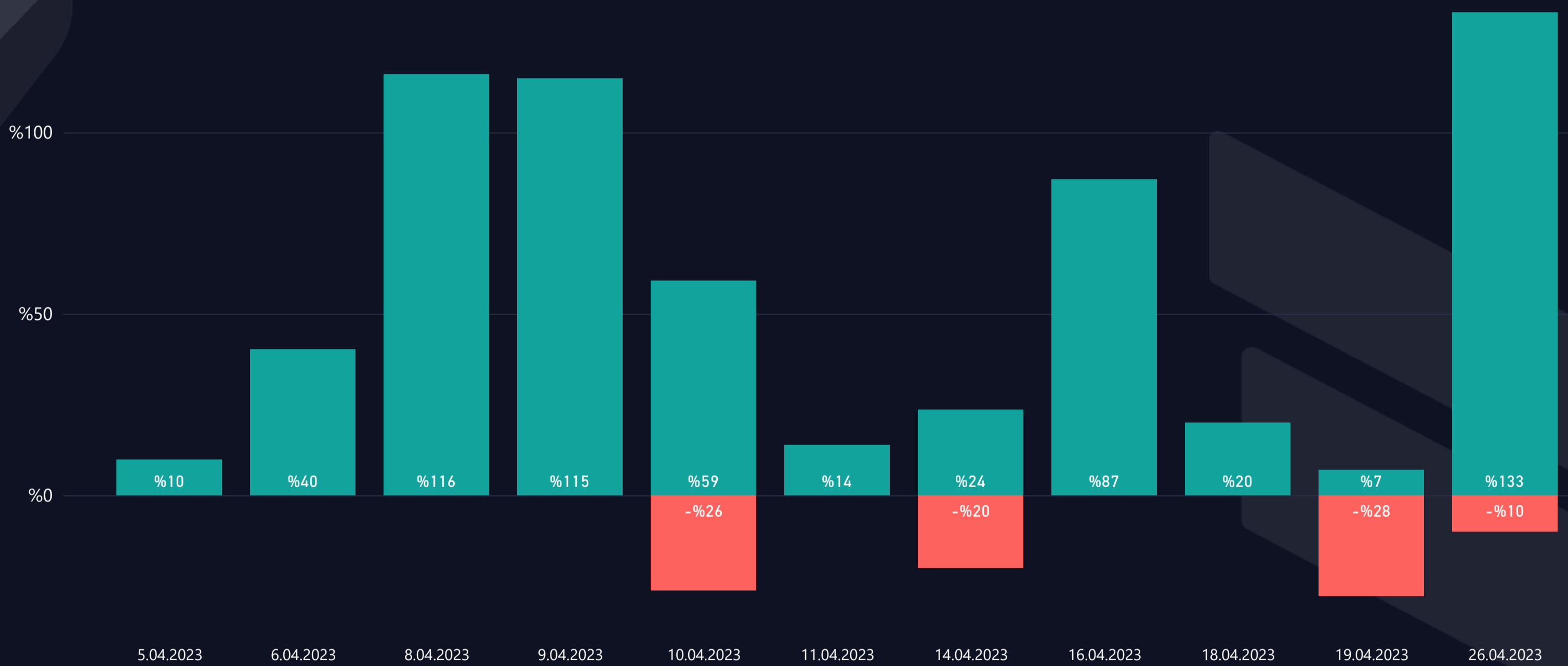
18 # of Trades
%625 Win Profit

Loss Trades

4 # of Trades
-%84 Loss Rate

WIN & LOSS CHART

Win/Loss ● Loss ● Win



TOP WIN & LOSS TRADES

Realization Date	Pair	Final Profit	Duration (hours)	Final Target
8.04.2023	ONE/USDT	%116,0	607,73	T03
9.04.2023	AGIX/USDT	%108,9	32,81	T03
16.04.2023	ATOM/USDT	%87,1	70,22	T03
26.04.2023	HBAR/USDT	%61,5	5,63	T02
10.04.2023	EGLD/USDT	%51,6	23,69	T03

Realization Date	Pair	Total Loss	Duration (hours)
19.04.2023	DOT/USDT	-%27,8	20,70
10.04.2023	ID/USDT	-%26,2	25,39
14.04.2023	JOE/USDT	-%20,0	12,43
26.04.2023	YFI/USDT	-%10,0	18,25

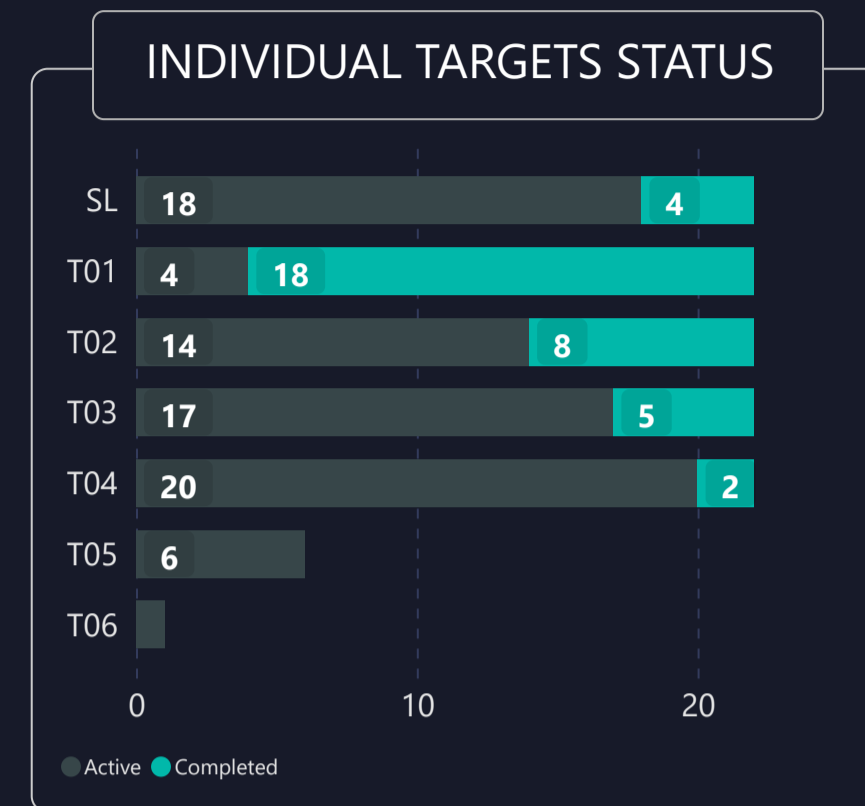
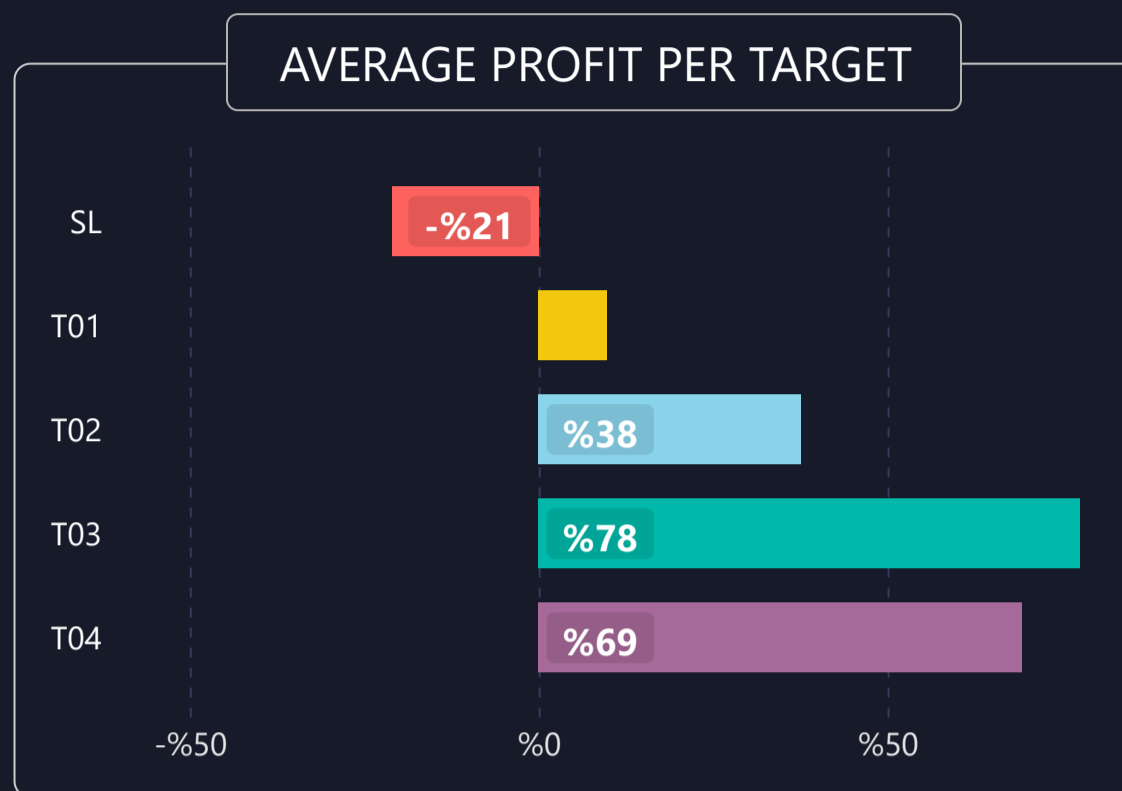
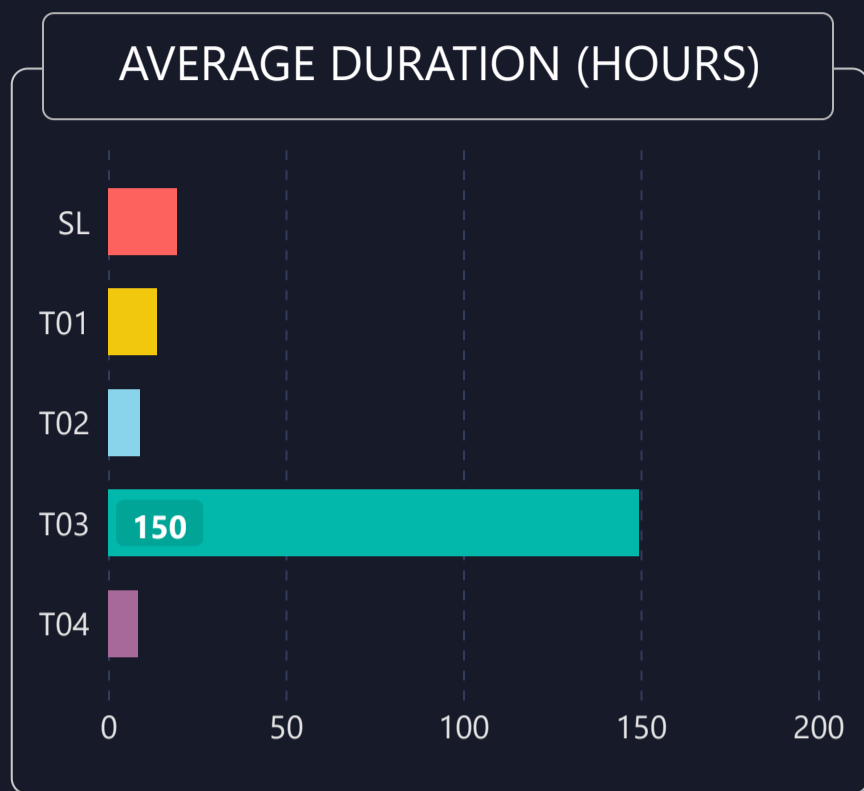


LIST OF ALL TRADES

Signal Date	Pair	Lev.	Buy Rate	Target 1	Target 2	Target 3	Target 4	Target 5	Target 6	Target 7	Target 8	Stop Loss	Man. Close	Dur. (hours)	Final P/L
14.03.2023	ONE/USDT	12	0.0194	0.0200	0.0207	0.0209	0.0214					0.01465		153,27	%116,0 ▲
5.04.2023	GMT/USDT	5	0.3815	0.3890	0.4000	0.4200	0.0000					0.34900		5,33	%9,8 ▲
6.04.2023	FLM/USDT	6	0.1043	0.1065	0.1085	0.1130	0.1350	0.1500				0.08600		2,08	%40,3 ▲
7.04.2023	AVAX/USDT	3	17.6000	17.2450	16.3840	15.3360	13.9070					18.44500		43,38	%6,1 ▲
7.04.2023	HBAR/USDT	3	0.0651	0.0665	0.0721	0.0800	0.0000					0.05700		97,99	%6,5 ▲
8.04.2023	AGIX/USDT	9	0.3913	0.3868	0.3800	0.3700	0.3520	0.2900				0.43000		23,15	%108,9 ▲
9.04.2023	ID/USDT	10	0.4467	0.4305	0.3927	0.2000	0.0000					0.45833		25,39	-%26,2 ▼
9.04.2023	EGLD/USDT	17	40.2800	40.5300	40.7000	41.3200	50.3900					39.30000		15,81	%51,6 ▲
10.04.2023	ACH/USDT	3	0.0434	0.0443	0.0457	0.0513	0.0800					0.03675		5,08	%5,9 ▲
10.04.2023	CFX/USDT	3	0.4195	0.4300	0.4700	0.7200	1.2000					0.34500		0,19	%7,5 ▲
11.04.2023	CFX/USDT	3	0.4280	0.4300	0.4700	0.7200	1.2000					0.34500		0,17	%1,4 ▲
13.04.2023	JOE/USDT	5	0.6731	0.7100	1.1000							0.64618		12,43	-%20,0 ▼
13.04.2023	HBAR/USDT	5	0.0666	0.0679	0.0710	0.1000						0.05590		7,25	%10,0 ▲
13.04.2023	OP/USDT	10	2.4750	2.5085								2.41250		6,47	%13,5 ▲
13.04.2023	ATOM/USDT	6	11.6700	11.8600	12.3700	12.6870	13.3000					10.60000		30,84	%87,1 ▲
16.04.2023	XRP/USDT	5	0.5234	0.5307	0.5600	0.7000						0.48000		51,81	%7,0 ▲
18.04.2023	DOT/USDT	5	6.7770	7.0000	7.5000	10.0000						6.40000		20,70	-%27,8 ▼
18.04.2023	BNX/USDT	5	0.6730	0.6830	0.7000	0.9000						0.62000		0,45	%20,1 ▲
25.04.2023	YFI/USDT	3	8043.0000	7640.0000	7477.0000	6500.0000						8311.15362		18,25	-%10,0 ▼
26.04.2023	GMT/USDT	15	0.3340	0.3415	0.3600	0.4700						0.27380		2,57	%33,7 ▲
26.04.2023	MATIC/USDT	7	0.9945	1.0013	1.0047	1.0146	1.0260	1.8000				0.97580		6,71	%38,0 ▲
26.04.2023	HBAR/USDT	8	0.0610	0.0620	0.0625	0.0680	0.0730					0.05300		3,53	%61,5 ▲



1) DETAILED STATS OF TARGETS (T1, T2, T3 etc.)



2) TARGET DURATION vs PROFIT/LOSS SCATTER CHART

Targets ● SL ● T01 ● T02 ● T03 ● T04

