



t.me/altsignals

ALTSIGNALS BINANCE SPOT VIP REPORT 2023 MAY



Success Rate



Completed Trades

19 # of Signals
%123 Total Profit

Win Trades

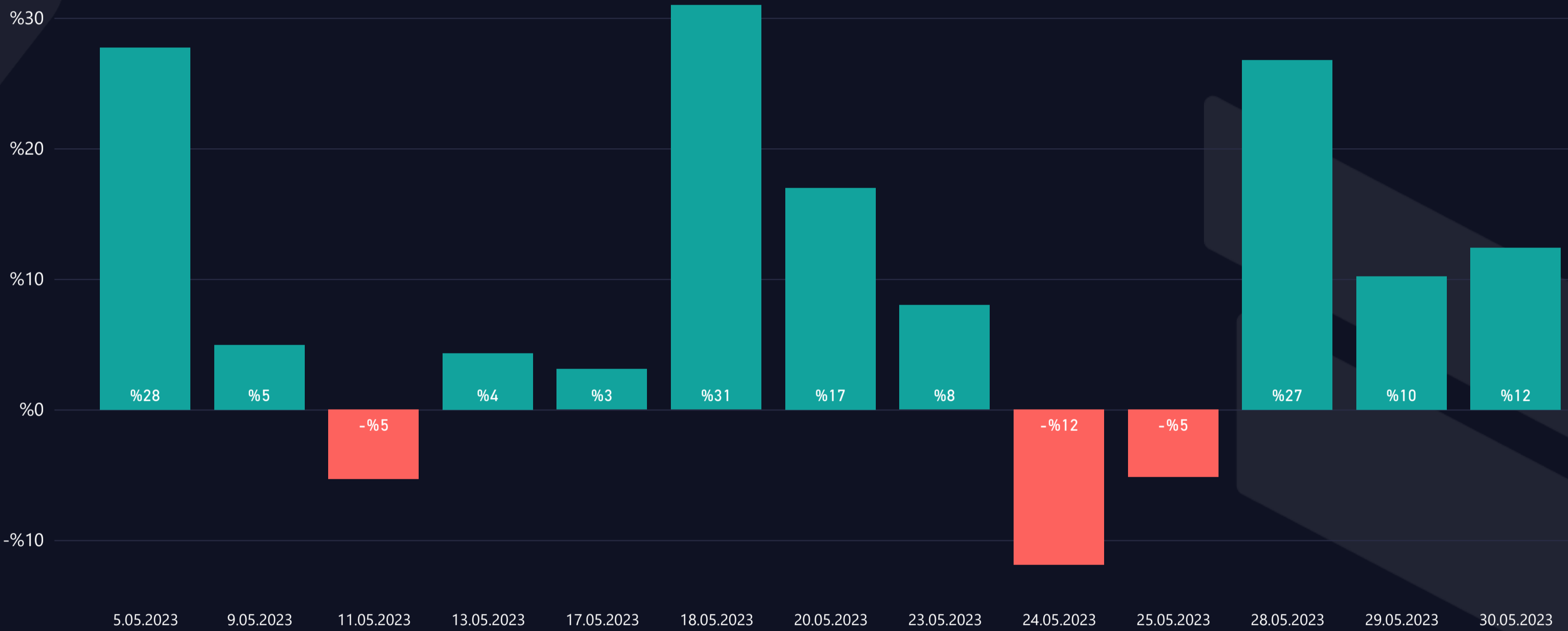
14 # of Trades
%145 Win Profit

Loss Trades

5 # of Trades
-%22 Loss Rate

WIN & LOSS CHART

Win/Loss ● Loss ● Win



TOP WIN & LOSS TRADES

Realization Date	Pair	Final Profit	Duration (days)	Final Target
18.05.2023	COCOS/USDT	%31,0	5,32	T08
5.05.2023	FLOKI/USDT	%23,4	2,16	T04
28.05.2023	FLOKI/USDT	%15,6	2,20	T03
30.05.2023	FET/USDT	%12,4	3,21	T05
28.05.2023	REEF/USDT	%11,2	2,36	T04

Realization Date	Pair	Total Loss	Duration (days)
24.05.2023	STMX/USDT	-%5,5	4,23
24.05.2023	JASMY/USDT	-%5,4	4,17
11.05.2023	FLOKI/USDT	-%5,3	0,39
25.05.2023	ACM/USDT	-%5,2	6,75
24.05.2023	HOT/USDT	-%1,0	0,90



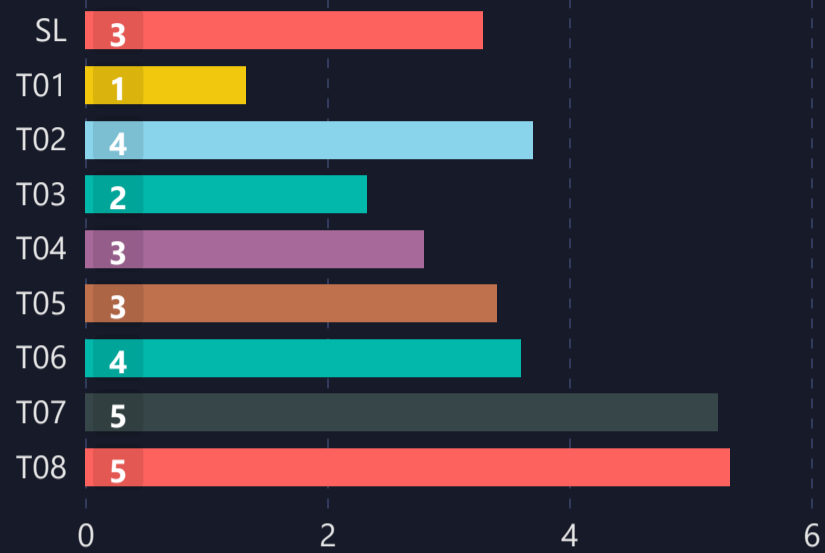
LIST OF ALL TRADES

Signal Date	Pair	Lev.	Buy Rate	Target 1	Target 2	Target 3	Target 4	Target 5	Stop Loss	Man. Close	Dur. (Days)	Final P/L
3.05.2023	FLOKI/USDT	1	0.00003293	0.00003493	0.00003693	0.00003880	0.00004063		0.00002955		1,65	%23,4 ▲
3.05.2023	STPT/USDT	1	0.0462	0.0472	0.0482	0.0492	0.0501		0.04417		1,53	%4,3 ▲
9.05.2023	PEPE/USDT	1	0.00000202	0.00000212	0.00000232	0.00000252	0.00000292		0.00000161		0,18	%5,0 ▲
11.05.2023	FLOKI/USDT	1	0.00003584	0.00003784	0.00003984	0.00004184	0.00004384		0.00003393		0,39	-%5,3 ▼
12.05.2023	FLOKI/USDT	1	0.00003382	0.00003528	0.00003745	0.00004100	0.00004384		0.00003250		0,43	%4,3 ▲
12.05.2023	ADA/USDT	1	0.3594	0.3746	0.3808	0.3906	0.4480		0.34100		9,50	%6,0 ▲
13.05.2023	COCOS/USDT	1	1.2599	1.2732	1.3100	1.3500	1.3700	1.4000	1.18470		3,40	%31,0 ▲
16.05.2023	THETA/USDT	1	0.9040	0.9320	0.9470	0.9820	1.0090	1.0460	0.82900		0,98	%3,1 ▲
18.05.2023	DYDX/USDT	1	2.2250	2.3150	2.3570	2.4630	2.5750	2.7580	1.86700		2,41	%5,9 ▲
18.05.2023	ACM/USDT	1	2.3200	2.4700	2.6700	2.8700	3.0700		2.20000		6,75	-%5,2 ▼
18.05.2023	AUCTION/USDT	1	5.0000	5.2000	5.4000	5.8000	6.2000		4.60000		4,68	%8,0 ▲
19.05.2023	CTXC/USDT	1	0.1720	0.1810	0.1910	0.2010	0.2110		0.15000		0,45	%11,0 ▲
20.05.2023	STMX/USDT	1	0.0046	0.0050	0.0053	0.0056	0.0059		0.00432		4,23	-%5,5 ▼
20.05.2023	JASMY/USDT	1	0.0049	0.0053	0.0055	0.0058	0.0060	0.0064	0.00459		4,17	-%5,4 ▼
23.05.2023	HOT/USDT	1	0.0016	0.0017	0.0017	0.0017	0.0020		0.00158		0,90	-%1,0 ▼
24.05.2023	HOT/USDT	1	0.0016	0.0016	0.0016	0.0017	0.0017		0.00155		3,97	%4,2 ▲
26.05.2023	FLOKI/USDT	1	0.00003149	0.00003240	0.00003440	0.00003640	0.00003840	0.00004028	0.00002740		1,96	%15,6 ▲
26.05.2023	REEF/USDT	1	0.00210400	0.00220100	0.00224700	0.00229300	0.00233900		0.00206200		1,91	%11,2 ▲
27.05.2023	FET/USDT	1	0.2500	0.2610	0.2660	0.2710	0.2760	0.2810	0.24490		1,79	%12,4 ▲

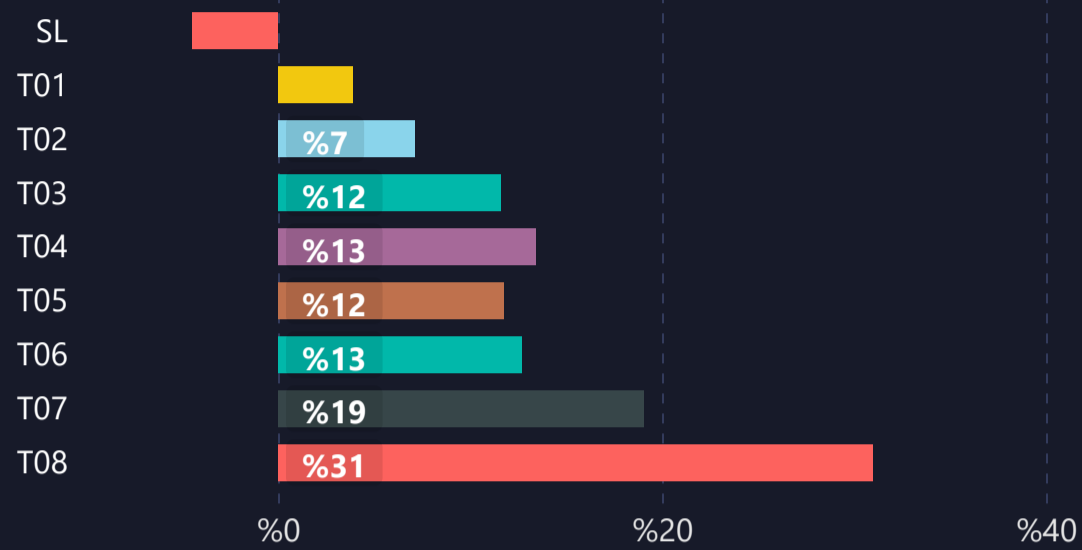


1) DETAILED STATS OF TARGETS (T1, T2, T3 etc.)

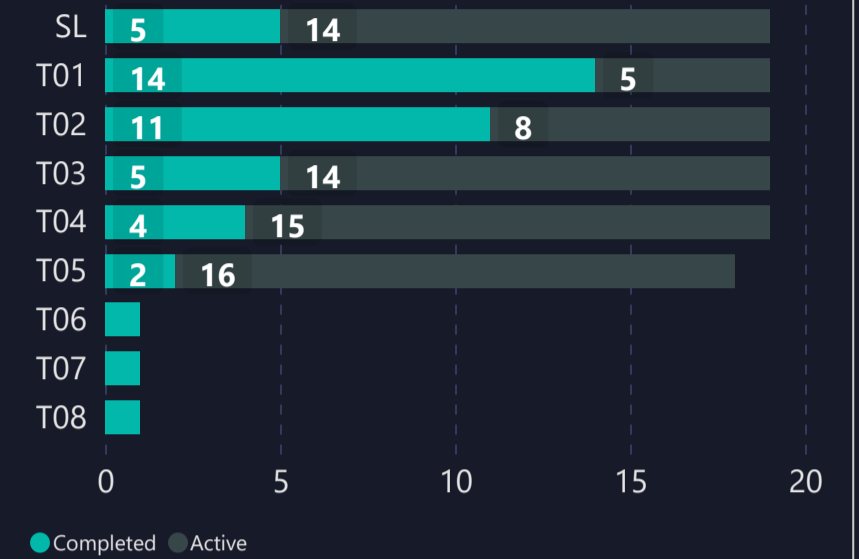
AVERAGE DAYS TO HIT TARGETS



AVERAGE PROFIT PER TARGET



INDIVIDUAL TARGETS STATUS



2) TARGET DURATION vs PROFIT/LOSS SCATTER CHART

Targets ● SL ● T01 ● T02 ● T03 ● T04 ● T05 ● T06 ● T07 ● T08

