



t.me/altsignals

ALTSIGNALS BINANCE FUTURES REPORT 2023 JUNE

~TOTAL PROFIT~
%1829

Success Rate



Completed Trades

25 # of Signals
%1829 Total Profit

Win Trades

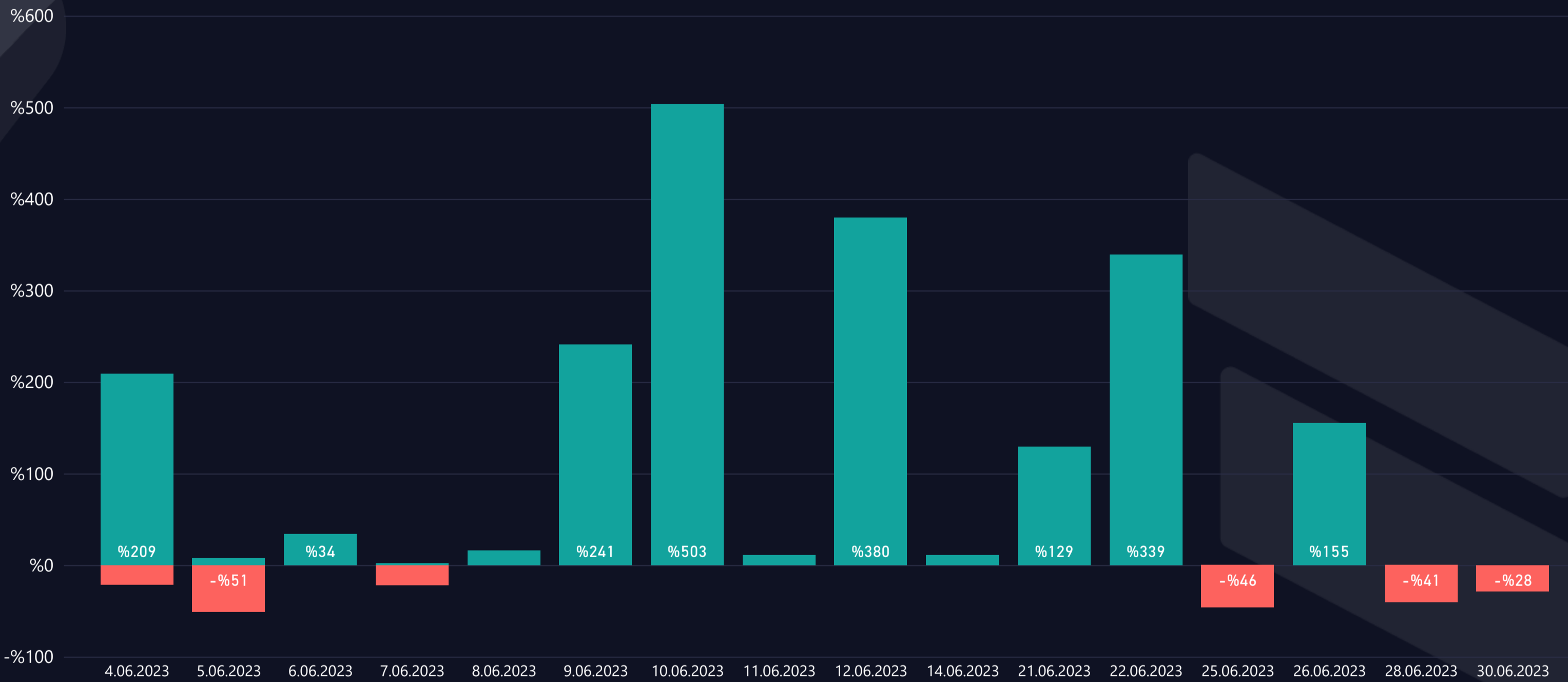
18 # of Trades
%2038 Win Profit

Loss Trades

7 # of Trades
-%209 Loss Rate

WIN & LOSS CHART

Win/Loss ● Loss ● Win



TOP WIN & LOSS TRADES

Realization Date	Pair	Final Profit	Duration (hours)	Final Target
12.06.2023	LDO/USDT	%379,6	71,50	T03
22.06.2023	ID/USDT	%339,2	125,51	T04
10.06.2023	SAND/USDT	%297,9	8,35	T03
9.06.2023	ADA/USDT	%240,9	778,71	T04
10.06.2023	AVAX/USDT	%205,5	4,72	T03

Realization Date	Pair	Total Loss	Duration (hours)
25.06.2023	MATIC/USDT	-%46,1	29,10
5.06.2023	HBAR/USDT	-%42,3	185,07
28.06.2023	ONE/USDT	-%40,6	21,48
30.06.2023	MASK/USDT	-%28,5	3,64
7.06.2023	SOL/USDT	-%21,9	13,93

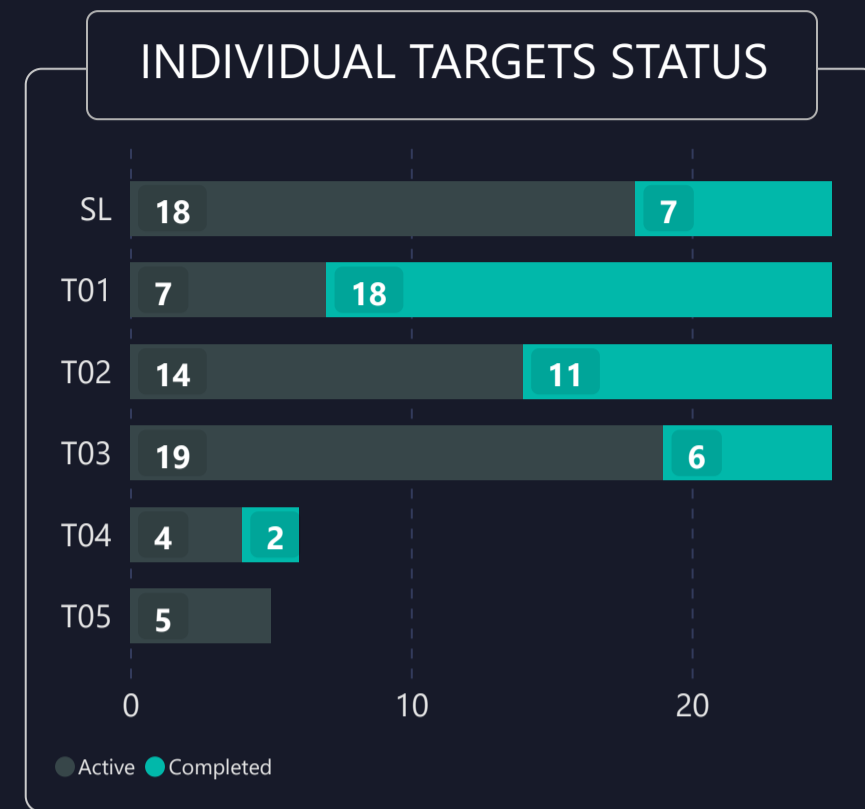
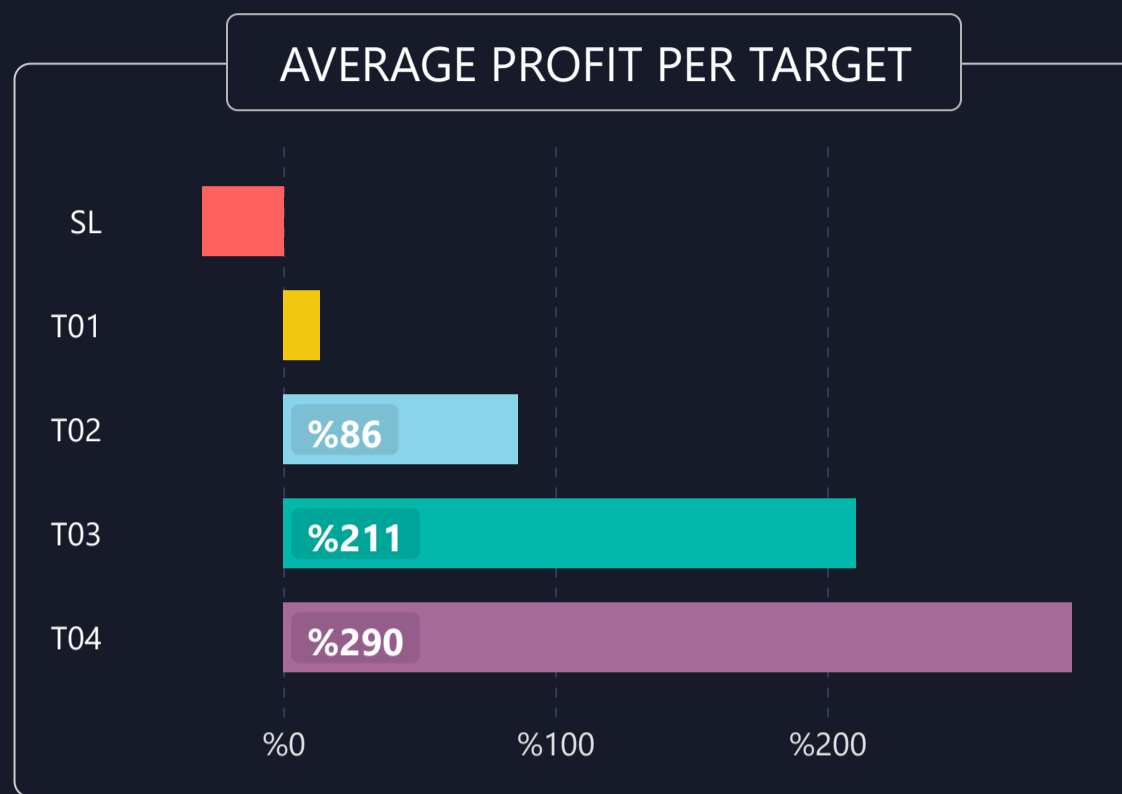
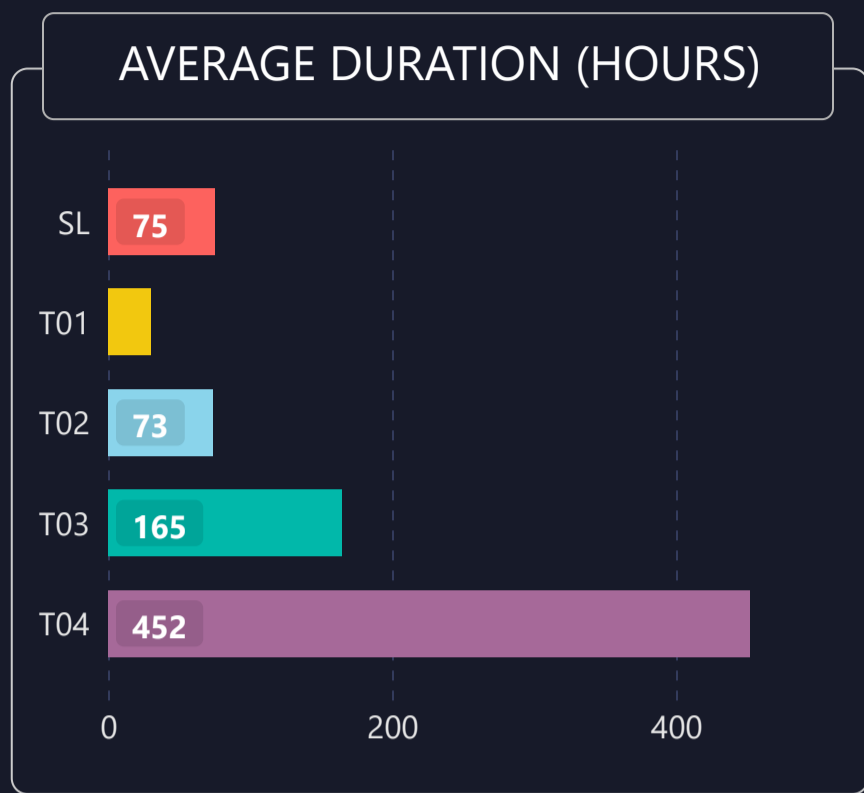


LIST OF ALL TRADES

Signal Date	Pair	Lev.	Buy Rate	Target 1	Target 2	Target 3	Target 4	Target 5	Target 6	Target 7	Target 8	Stop Loss	Man. Close	Dur. (hours)	Final P/L
8.05.2023	ADA/USDT	12	0.3686	0.3600	0.3500	0.3496	0.3094					0.39890		394,63	%240,9 ▲
17.05.2023	EGLD/USDT	9	36.5150	38.1400	38.6100	39.1200	43.0000					34.71000		415,78	%114,7 ▲
29.05.2023	HBAR/USDT	8	0.0520	0.0549	0.0583	0.0600						0.04920		185,07	-%42,3 ▼
29.05.2023	DOT/USDT	3	5.3720	5.6700	5.8000	7.0000						5.21500		184,92	-%8,8 ▼
31.05.2023	SOL/USDT	6	20.8750	20.0600	19.4900	17.6100						21.61000		88,40	-%21,1 ▼
1.06.2023	AVAX/USDT	8	14.0950	14.3090	14.5780	14.7600						13.52600		56,25	%94,4 ▲
4.06.2023	KEY/USDT	6	0.0079	0.0080	0.0089	0.0103						0.00713		20,74	%7,7 ▲
6.06.2023	SOL/USDT	5	20.6100	21.1000	22.1000	25.0000						19.70800		13,93	-%21,9 ▼
6.06.2023	MATIC/USDT	10	0.8325	0.8261	0.8236							0.84490		6,57	%10,7 ▲
6.06.2023	BNB/USDT	6	277.8000	283.0000	312.0000	344.0000						260.00000		3,13	%11,2 ▲
6.06.2023	ONE/USDT	5	0.0131	0.0134	0.0139	0.0160						0.01228		5,10	%11,8 ▲
7.06.2023	XRP/USDT	5	0.5222	0.5200	0.4780	0.4400						0.54080		0,20	%2,1 ▲
7.06.2023	MATIC/USDT	10	0.7684	0.7594	0.7562							0.78340		9,93	%15,9 ▲
9.06.2023	SAND/USDT	20	0.4700	0.4640	0.4400	0.4000						0.49810		6,21	%297,9 ▲
9.06.2023	LDO/USDT	20	2.1810	2.1480	2.0000	1.7670						2.70000		27,68	%379,6 ▲
10.06.2023	SUI/USDT	10	0.6125	0.6190	0.7000	0.7800						0.58180		17,11	%10,7 ▲
10.06.2023	AVAX/USDT	10	13.7200	13.5500	12.6000	10.9000						14.40000		3,52	%205,5 ▲
14.06.2023	KSM/USDT	5	21.5600	21.0800	20.0000	17.0000						23.30000		0,30	%11,1 ▲
16.06.2023	ID/USDT	12	0.2936	0.2988	0.3067	0.3346	0.3600					0.27859		88,60	%339,2 ▲
20.06.2023	SAND/USDT	13	0.3863	0.3908	0.4079	0.4807						0.36150		21,47	%111,8 ▲
21.06.2023	AVAX/USDT	10	12.0500	12.2600	13.8000	14.9300						11.00000		3,32	%17,4 ▲
23.06.2023	MATIC/USDT	10	0.6750	0.7000	0.8000	1.0000						0.64390		29,10	-%46,1 ▼
23.06.2023	NEAR/USDT	10	1.3850	1.4070	1.6000	2.0000						1.30000		32,68	%155,2 ▲
27.06.2023	ONE/USDT	10	0.0128	0.0134	0.0140	0.0170						0.01230		21,48	-%40,6 ▼
30.06.2023	MASK/USDT	10	3.4400	3.5700	3.8000	4.2000						3.34200		3,64	-%28,5 ▼



1) DETAILED STATS OF TARGETS (T1, T2, T3 etc.)



2) TARGET DURATION vs PROFIT/LOSS SCATTER CHART

Targets ● SL ● T01 ● T02 ● T03 ● T04

