

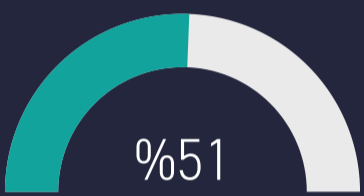


t.me/altsignals

ALTSIGNALS BINANCE HIGH LEV. VIP REPORT 2023 JUNE

TOTAL PROFIT
%1384

Success Rate



%51

Completed Trades

41

of Signals

%1384

Total Profit

Win Trades

21

of Trades

%2885

Win Profit

Loss Trades

20

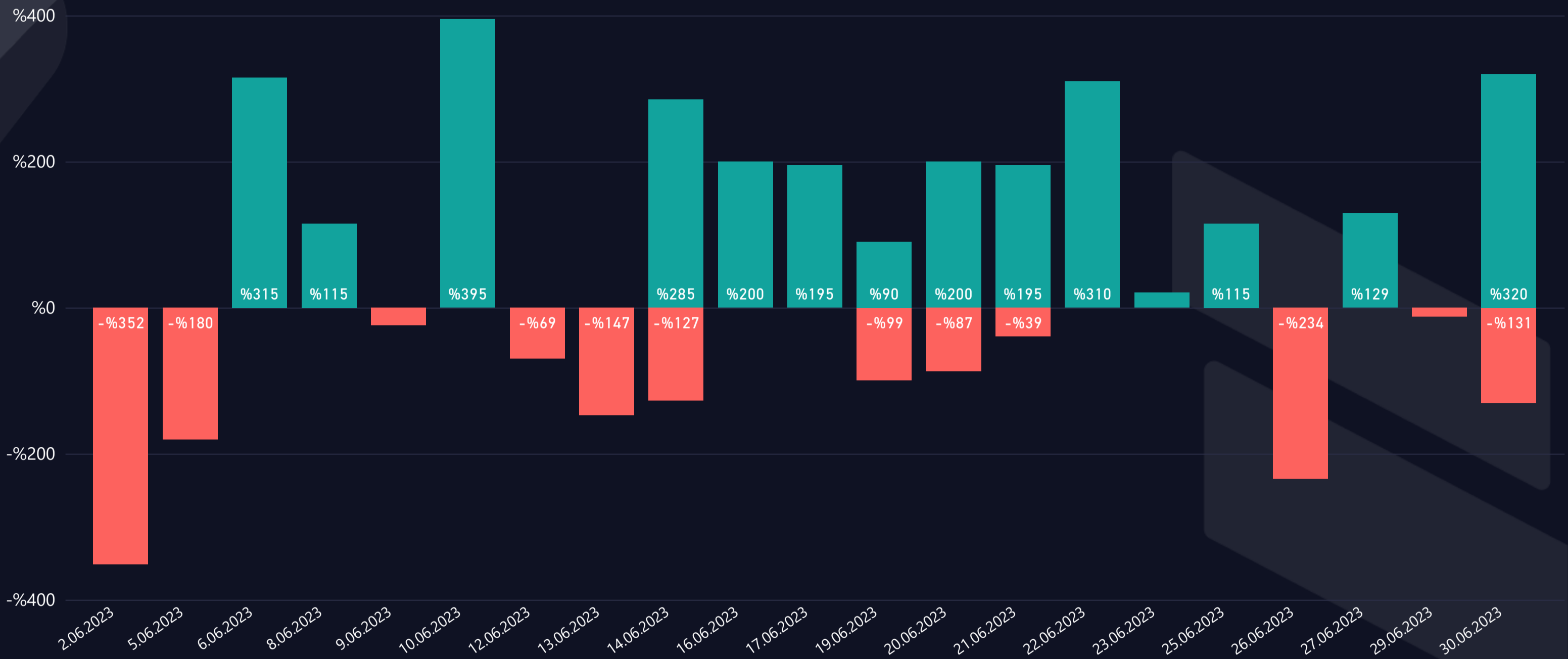
of Trades

-%1501

Loss Rate

WIN & LOSS CHART

Win/Loss ● Loss ● Win



TOP WIN & LOSS TRADES

Realization Date	Pair	Final Profit	Duration (hours)	Final Target
20.06.2023	BTC/USDT	%200,0	6,23	T02
16.06.2023	BTC/USDT	%200,0	23,14	T02
6.06.2023	BTC/USDT	%200,0	5,25	T02
10.06.2023	BTC/USDT	%200,0	40,60	T02
17.06.2023	ETH/USDT	%195,0	34,69	T02

Realization Date	Pair	Total Loss	Duration (hours)
5.06.2023	BTC/USDT	-%180,0	83,08
2.06.2023	ETH/USDT	-%150,0	39,80
2.06.2023	BTC/USDT	-%112,4	24,90
14.06.2023	BTC/USDT	-%105,5	7,47
19.06.2023	ETH/USDT	-%99,2	0,75

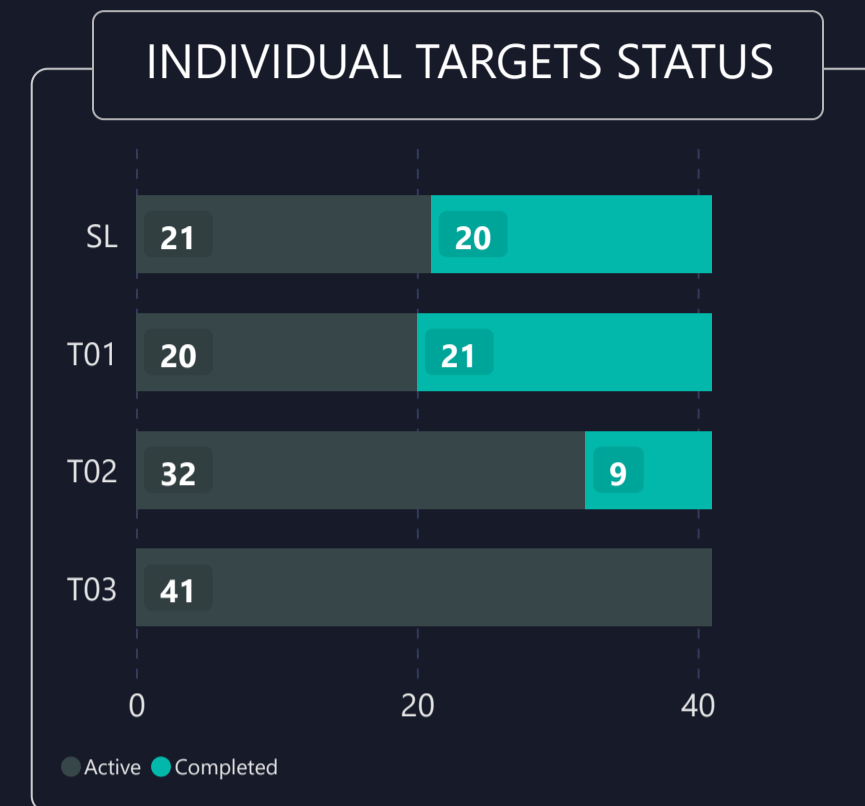
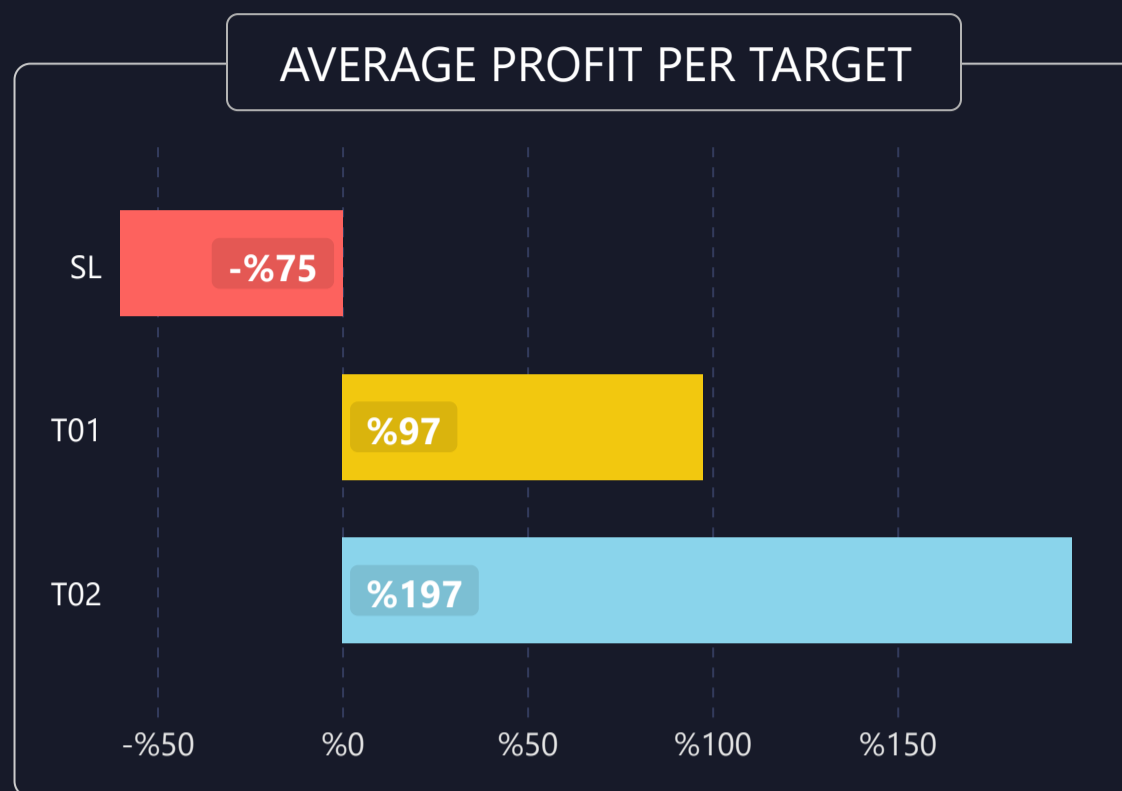
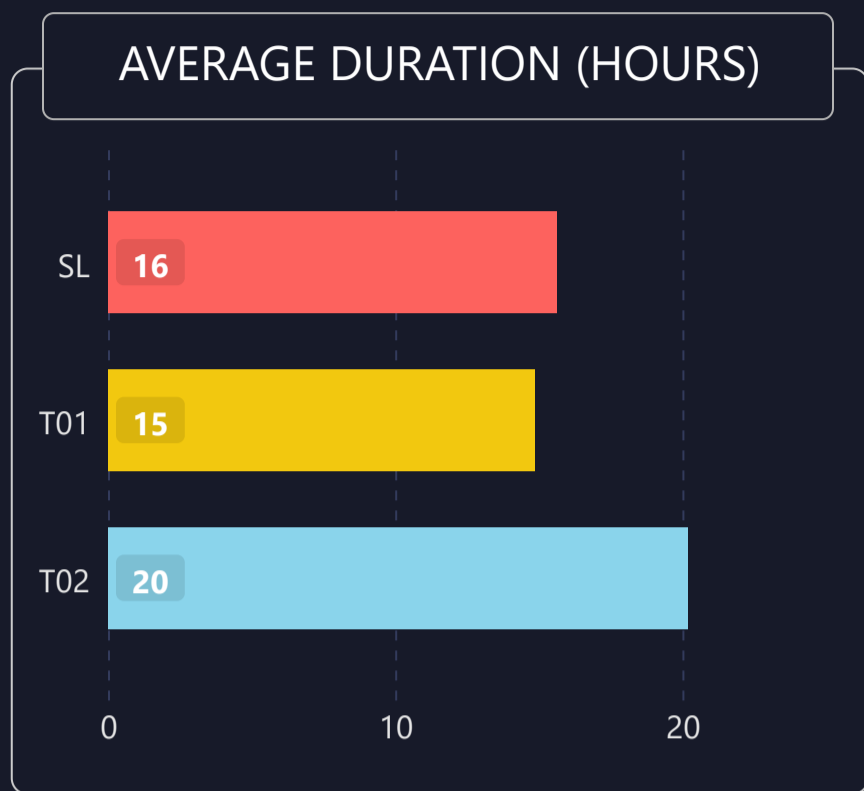


LIST OF ALL TRADES

Signal Date	Pair	Lev.	Buy Rate	Target 1	Target 2	Target 3	Stop Loss	Man. Close	Dur. (hours)	Final P/L
1.06.2023	ETH/USDT	50	1851.5200	1808.9400	1779.3100		1907.07000		39,80	-%150,0 ▼
1.06.2023	BTC/USDT	50	27221.4000	27711.4000	28310.3000		26609.60000		24,90	-%112,4 ▼
2.06.2023	BTC/USDT	50	27084.2000	27571.7000	28167.6000		26109.20000		83,08	-%180,0 ▼
2.06.2023	BTC/USDT	50	26609.6000	26130.6000	25545.2000		27084.10000		4,43	-%89,2 ▼
6.06.2023	ETH/USDT	50	1828.5200	1870.5800	1899.8300		1773.66000		2,71	%115,0 ▲
6.06.2023	BTC/USDT	50	25930.4000	26397.1000	26967.6000		24996.90000		3,99	%200,0 ▲
7.06.2023	ETH/USDT	50	1866.9200	1823.9800	1794.1100		1922.93000		12,41	%115,0 ▲
8.06.2023	ETH/USDT	50	1843.5700	1885.9700	1915.4700		1834.70000		15,75	-%24,1 ▼
9.06.2023	ETH/USDT	50	1834.7000	1792.5000	1763.1500		1889.74000		26,57	%195,0 ▲
9.06.2023	BTC/USDT	50	26443.7000	25967.7000	25386.0000		27395.70000		34,42	%200,0 ▲
12.06.2023	ETH/USDT	50	1751.5100	1791.7900	1819.8200		1727.20000		8,25	-%69,4 ▼
12.06.2023	ETH/USDT	50	1727.2000	1687.4700	1659.8400		1750.20000		9,25	-%66,6 ▼
12.06.2023	BTC/USDT	50	25988.2000	26456.0000	27027.7000		25900.00000		29,13	-%17,0 ▼
13.06.2023	ETH/USDT	50	1750.2000	1790.4500	1818.4600		1728.00000		12,75	-%63,4 ▼
13.06.2023	BTC/USDT	50	25900.1000	25433.9000	24864.1000		26013.00000		22,60	-%21,8 ▼
13.06.2023	ETH/USDT	50	1728.0000	1688.2600	1660.6100		1779.84000		28,84	%195,0 ▲
14.06.2023	BTC/USDT	50	26013.1000	26481.3000	27053.6000		25464.10000		7,47	-%105,5 ▼
14.06.2023	BTC/USDT	50	25464.1000	25005.7000	24445.5000		26380.80000		0,53	%90,0 ▲
15.06.2023	ETH/USDT	50	1668.6100	1706.9900	1733.6900		1618.55000		28,89	%195,0 ▲
15.06.2023	BTC/USDT	50	25149.9000	25602.6000	26155.9000		24244.50000		12,97	%200,0 ▲
19.06.2023	ETH/USDT	50	1745.5900	1785.7400	1813.6700		1710.96000		0,75	-%99,2 ▼
19.06.2023	ETH/USDT	50	1710.9600	1671.6100	1644.2300		1740.59000		21,50	-%86,6 ▼
19.06.2023	BTC/USDT	50	26523.7000	27001.1000	27584.6000		25568.80000		5,42	%90,0 ▲
20.06.2023	ETH/USDT	50	1740.5900	1780.6200	1808.4700		1688.37000		5,09	%195,0 ▲
20.06.2023	BTC/USDT	50	26944.5000	27429.5000	28022.3000		25974.50000		5,57	%200,0 ▲
21.06.2023	ETH/USDT	50	1869.9000	1826.8900	1796.9700		1884.51000		3,25	-%39,1 ▼
21.06.2023	ETH/USDT	50	1884.5100	1927.8500	1958.0100		1827.97000		6,33	%115,0 ▲
22.06.2023	ETH/USDT	50	1903.2000	1859.4300	1828.9800		1960.30000		7,14	%195,0 ▲
23.06.2023	ETH/USDT	50	1899.5000	1907.3600	1973.5800		1842.52000		0,75	%20,7 ▲
23.06.2023	ETH/USDT	50	1907.3600	1863.4900	1832.9700		1964.58000		28,73	%115,0 ▲
26.06.2023	ETH/USDT	50	1904.7900	1948.6000	1979.0800		1872.60000		0,75	-%84,5 ▼
26.06.2023	ETH/USDT	50	1875.9100	1832.7600	1802.7500		1904.79000		3,75	-%77,0 ▼
26.06.2023	ETH/USDT	50	1903.6300	1947.4100	1977.8700		1875.91000		3,00	-%72,8 ▼
26.06.2023	ETH/USDT	50	1872.6000	1867.2900	1799.5700		1928.78000		12,00	%14,2 ▲
26.06.2023	BTC/USDT	50	30474.8000	31023.3000	31693.8000		29377.70000		93,67	%90,0 ▲
27.06.2023	ETH/USDT	50	1867.2900	1910.2400	1940.1100		1811.27000		14,24	%115,0 ▲
29.06.2023	ETH/USDT	50	1844.7200	1802.2900	1772.7800		1870.70000		10,25	-%70,4 ▼
29.06.2023	ETH/USDT	50	1849.1500	1891.6800	1921.2700		1844.72000		8,75	-%12,0 ▼
30.06.2023	ETH/USDT	50	1862.6000	1819.7600	1789.9600		1885.06000		3,00	-%60,3 ▼
30.06.2023	ETH/USDT	50	1885.0600	1928.4200	1958.5800		1828.51000		0,59	%115,0 ▲
30.06.2023	ETH/USDT	50	1870.7000	1913.7300	1943.6600		1814.58000		9,35	%115,0 ▲



1) DETAILED STATS OF TARGETS (T1, T2, T3 etc.)



2) TARGET DURATION vs PROFIT/LOSS SCATTER CHART

Targets ● SL ● T01 ● T02

