
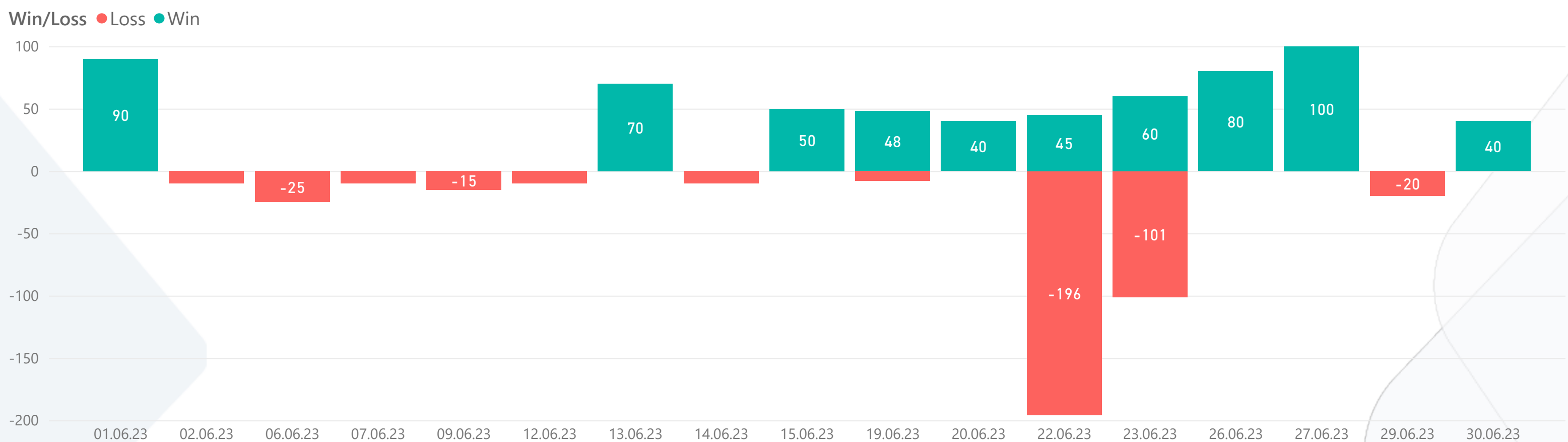


ALTFX REPORT 2023 JUNE

~TOTAL PIPS~
218



1) WIN & LOSS CHART



2) TOP WIN & LOSS TRADES

Date	Pair	Buy Rate	Sell Rate	+ Pips	Dur. (hours)
27.06.2023	XTI/USD	68.0000	69.00	100	1,1
1.06.2023	XAU/USD	1967.0000	1958.00	90	0,7
26.06.2023	GBP/AUD	1.9062	1.89820	80	4,4
13.06.2023	XAU/USD	1950.0000	1943.00	70	0,3
23.06.2023	GBP/JPY	182.000	181.60000	40	0,3

Date	Pair	Buy Rate	Sell Rate	- Pips	Dur. (hours)
22.06.2023	XTI/USD	72.0000	70.20	-180	11,2
23.06.2023	GBP/JPY	182.000	182.62000	-62	1,7
23.06.2023	GBP/JPY	182.300	182.69200	-39	0,6
29.06.2023	GBP/JPY	182.500	182.70000	-20	6,9
22.06.2023	EUR/GBP	0.8596	0.86120	-16	2,8

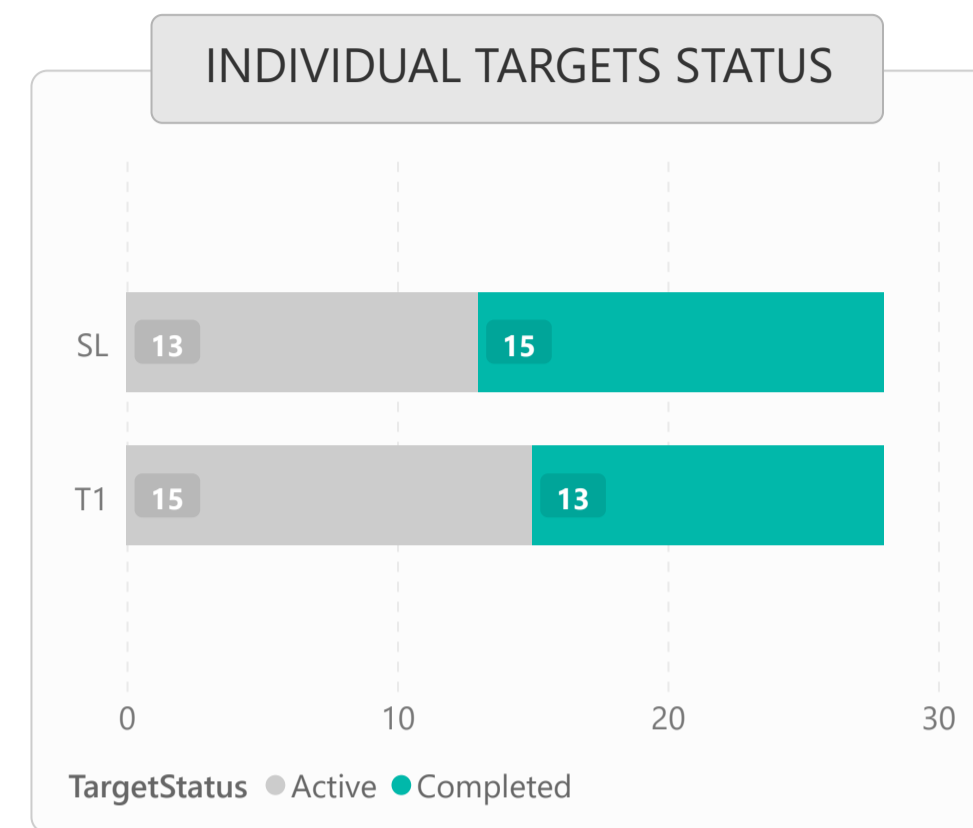
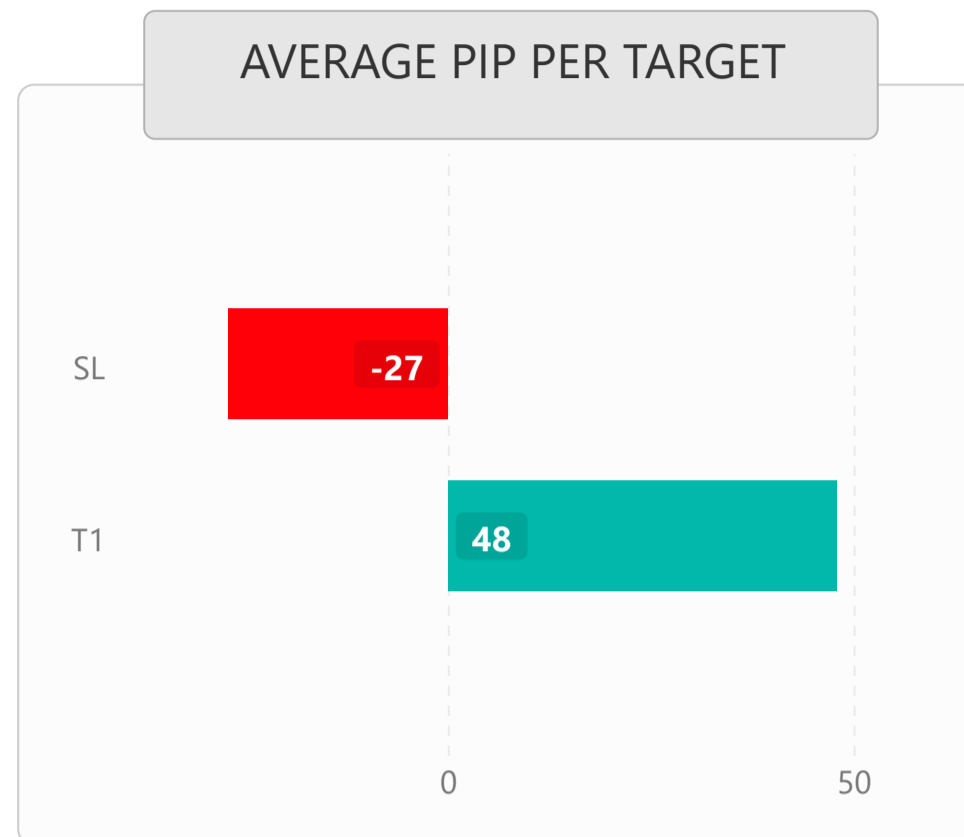
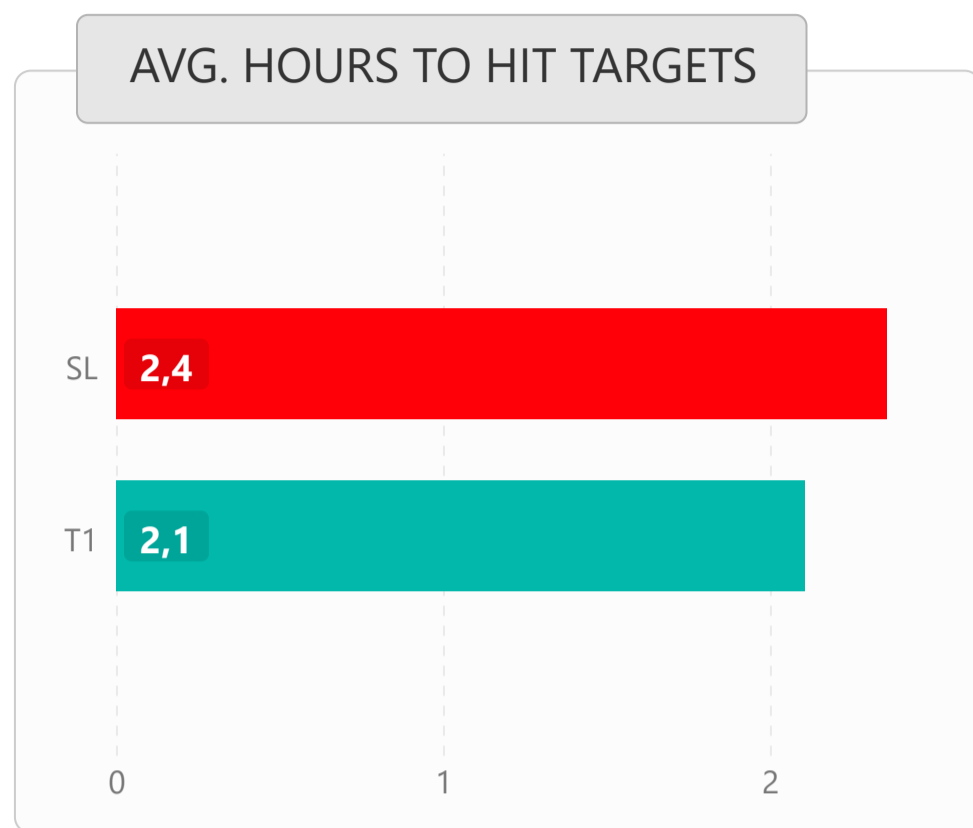


LIST OF ALL TRADES

Signal Date	Pair	Long/Short	Buy Rate	T1 Rate	T2 Rate	Stoploss Rate	Pips	Dur. (Hours)
1.06.2023	XAU/USD	Short	1967.0000	1958.0000		1968.5000	90	0,7
2.06.2023	XAU/USD	Short	1974.5800	1959.0000		1975.5800	-10	0,3
6.06.2023	XAU/USD	Long	1964.0000	1976.0000		1963.0000	-10	1,4
6.06.2023	EUR/GBP	Short	0.8610	0.8570		0.8615	-5	1,6
6.06.2023	XAU/USD	Short	1957.0000	1939.0000		1958.0000	-10	0,1
7.06.2023	XAU/USD	Short	1957.0000	1927.0000		1958.0000	-10	0,4
9.06.2023	XAU/USD	Short	1962.6400	1946.3600		1963.6400	-10	1,1
9.06.2023	GBP/USD	Short	1.2545	1.2500		1.2550	-5	1,9
12.06.2023	XAU/USD	Short	1955.5500	1939.0000		1956.5500	-10	1,0
13.06.2023	XAU/USD	Short	1950.0000	1943.0000		1952.0000	70	0,3
14.06.2023	XAU/USD	Short	1950.5000	1939.0000		1951.5000	-10	0,2
15.06.2023	XAU/USD	Short	1931.0000	1926.0000		1933.0000	50	0,1
19.06.2023	XTI/USD	Long	71.3000	71.6000		69.5000	30	2,4
19.06.2023	CAD/CHF	Long	0.6782	0.6800		0.6743	18	1,9
19.06.2023	EUR/GBP	Long	0.8540	0.8590		0.8532	-8	3,9
20.06.2023	XTI/USD	Long	71.3000	71.7000		69.5000	40	0,6
21.06.2023	EUR/GBP	Short	0.8596	0.8516		0.8612	-16	2,8
21.06.2023	GBP/NZD	Short	2.0575	2.0530		2.0623	45	7,5
22.06.2023	XTI/USD	Long	72.0000	82.0000		70.2000	-180	11,2
23.06.2023	GBP/JPY	Short	182.000	176.820		182.620	-62	1,7
23.06.2023	GBP/JPY	Short	182.000	181.600		182.620	40	0,3
23.06.2023	GBP/JPY	Short	181.700	181.500		182.460	20	0,3
23.06.2023	GBP/JPY	Short	182.300	176.820		182.692	-39	0,6
26.06.2023	GBP/AUD	Short	1.9062	1.8982		1.9104	80	4,4
27.06.2023	XTI/USD	Long	68.0000	69.0000		66.2000	100	1,1
29.06.2023	GBP/JPY	Short	182.500	180.200		182.700	-20	6,9
30.06.2023	GBP/JPY	Short	182.530	182.330		182.990	20	7,4
30.06.2023	GBP/AUD	Short	1.9080	1.9060		1.9130	20	0,3



1) DETAILED STATS OF TARGETS (T1, T2, T3 etc.)



2) TARGET DURATION vs PROFIT/LOSS SCATTER CHART

