

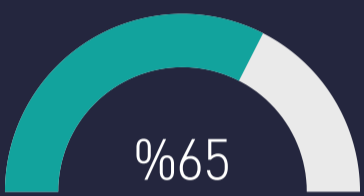


t.me/altsignals

ALTSIGNALS BINANCE SPOT VIP REPORT 2023 JULY



Success Rate



Completed Trades

20 # of Signals
%115 Total Profit

Win Trades

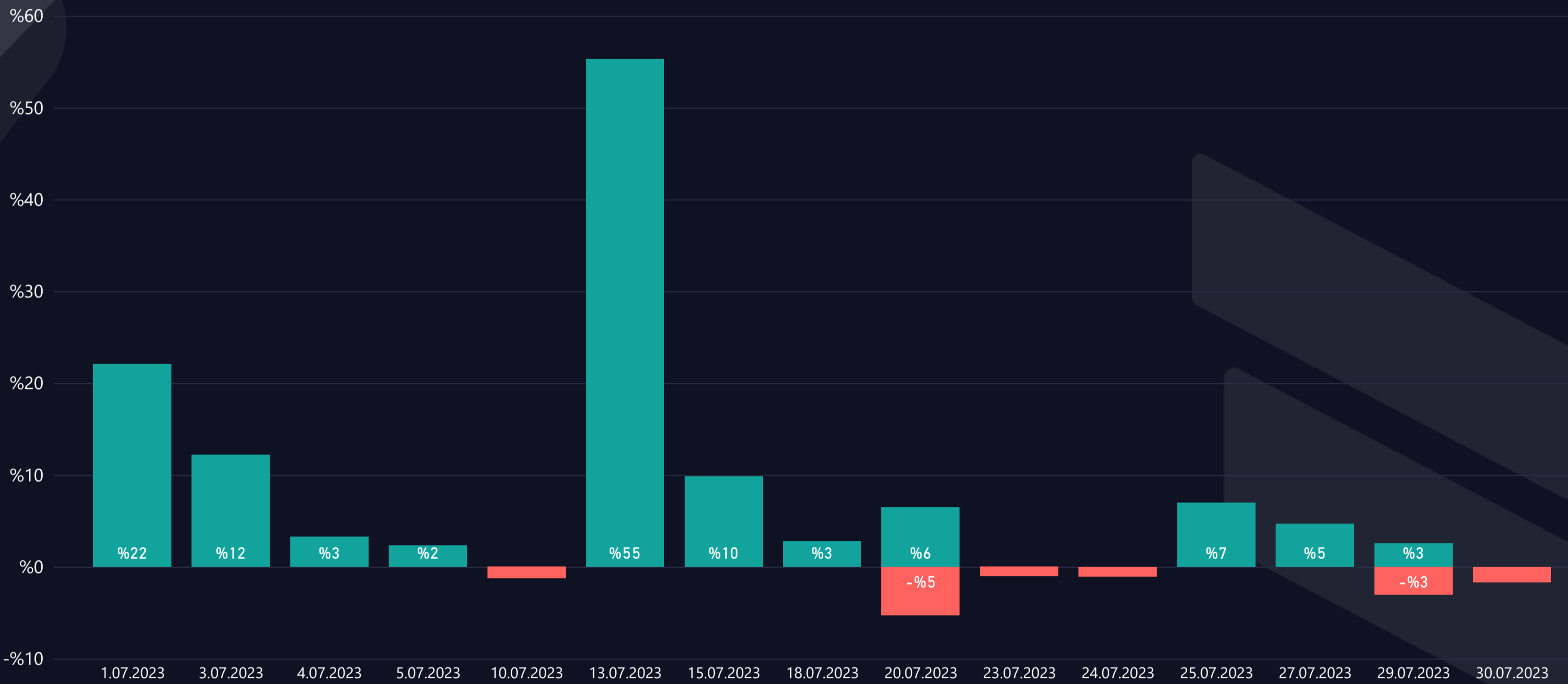
13 # of Trades
%128 Win Profit

Loss Trades

7 # of Trades
-%13 Loss Rate

WIN & LOSS CHART

Win/Loss ● Loss ● Win



TOP WIN & LOSS TRADES

Realization Date	Pair	Final Profit	Duration (days)	Final Target
13.07.2023	ADA/USDT	%44,9	33,27	T06
1.07.2023	ETC/USDT	%22,1	1,47	T03
3.07.2023	SYN/USDT	%12,2	2,45	T03
13.07.2023	ADA/USDT	%10,4	2,05	T04
15.07.2023	DREP/USDT	%8,2	1,77	T04

Realization Date	Pair	Total Loss	Duration (days)
29.07.2023	TWT/USDT	-%3,0	3,50
20.07.2023	XRP/USDT	-%2,7	0,24
20.07.2023	WTC/USDT	-%2,6	2,22
30.07.2023	ASTR/USDT	-%1,7	0,24
10.07.2023	WAVES/USDT	-%1,3	0,20



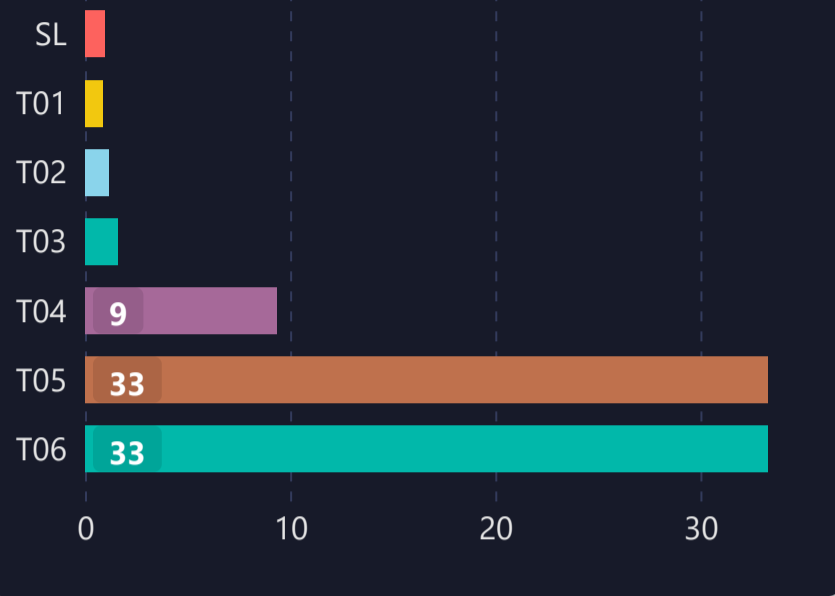
LIST OF ALL TRADES

Signal Date	Pair	Lev.	Buy Rate	Target 1	Target 2	Target 3	Target 4	Target 5	Stop Loss	Man. Close	Dur. (Days)	Final P/L
10.06.2023	ADA/USDT	1	0.2485	0.2576	0.2701	0.2850	0.3221	0.3357	0.21070		16,86	%44,9 ▲
29.06.2023	ETC/USDT	1	17.9400	18.9000	20.9000	21.9000	23.9000	25.9000	15.34000		0,99	%22,1 ▲
30.06.2023	NEXO/USDT	1	0.6350	0.6560	0.6740	0.6960	0.7240		0.61400		4,17	%3,3 ▲
30.06.2023	SYN/USDT	1	0.6730	0.7050	0.7300	0.7550	0.8050		0.63000		1,46	%12,2 ▲
5.07.2023	STORJ/USDT	1	0.4330	0.4430	0.4500	0.4930	0.5330		0.39040		0,04	%2,3 ▲
10.07.2023	WAVES/USDT	1	2.2130	2.2530	2.2730	2.3130	2.3530		2.18500		0,20	-%1,3 ▼
11.07.2023	ADA/USDT	1	0.2905	0.2966	0.3022	0.3075	0.3207		0.27410		2,00	%10,4 ▲
13.07.2023	DREP/USDT	1	0.3142	0.3258	0.3327	0.3386	0.3400		0.30180		1,54	%8,2 ▲
15.07.2023	DOGE/USDT	1	0.0732	0.0738	0.0744	0.0756	0.0768	0.0790	0.07150		0,04	%1,6 ▲
17.07.2023	WTC/USDT	1	0.1704	0.1763	0.1792	0.1850	0.1890		0.16600		2,22	-%2,6 ▼
17.07.2023	ADA/USDT	1	0.3090	0.3140	0.3190	0.3290	0.3390	0.3590	0.29400		1,30	%6,5 ▲
17.07.2023	ZEC/USDT	1	31.6200	32.0000	32.5000	33.5000	35.5000	39.5000	30.10000		0,13	%2,8 ▲
20.07.2023	XRP/USDT	1	0.8090	0.8290	0.8390	0.8490	0.8690	0.8890	0.78700		0,24	-%2,7 ▼
22.07.2023	LTC/USDT	1	93.4700	94.1000	94.4000	94.7000	95.4000		92.50000		0,28	-%1,0 ▼
24.07.2023	MAV/USDT	1	0.2926	0.3016	0.3106	0.3229	0.3423		0.28950		0,12	-%1,1 ▼
25.07.2023	DOGE/USDT	1	0.0770	0.0788	0.0800	0.0812	0.0824	0.0840	0.07584		0,26	%7,0 ▲
25.07.2023	OAX/USDT	1	0.1576	0.1620	0.1650	0.1690	0.1730		0.15270		1,98	%4,7 ▲
25.07.2023	TWT/USDT	1	0.9130	0.9619	0.9919	1.0203	1.0495		0.88550		3,50	-%3,0 ▼
27.07.2023	DOGE/USDT	1	0.0787	0.0797	0.0807	0.0827	0.0847		0.07470		1,26	%2,5 ▲
30.07.2023	ASTR/USDT	1	0.0553	0.0570	0.0580	0.0600	0.0620		0.05433		0,24	-%1,7 ▼

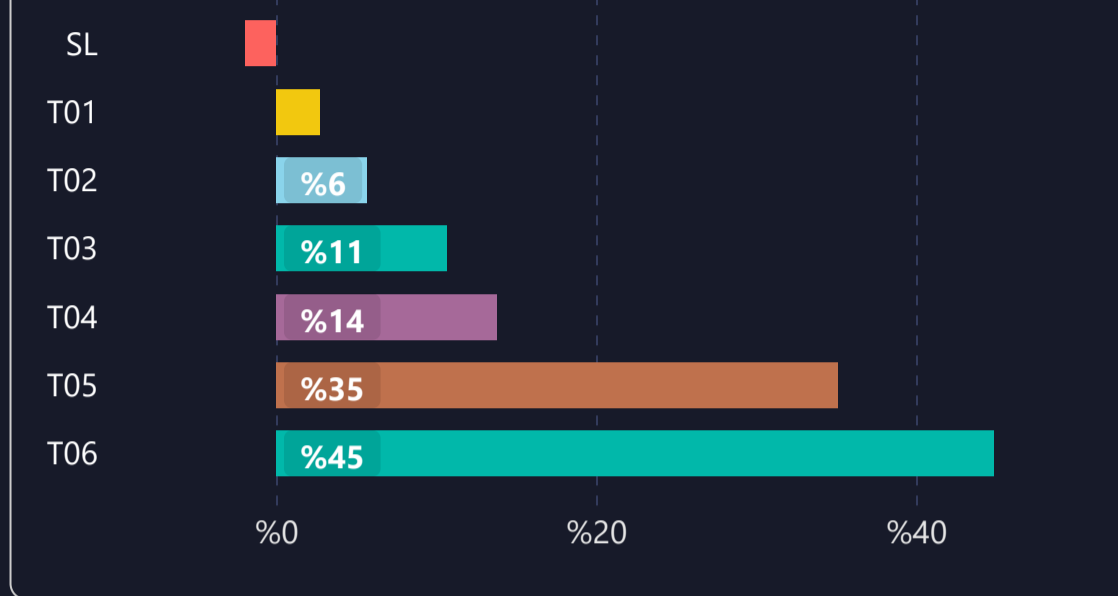


1) DETAILED STATS OF TARGETS (T1, T2, T3 etc.)

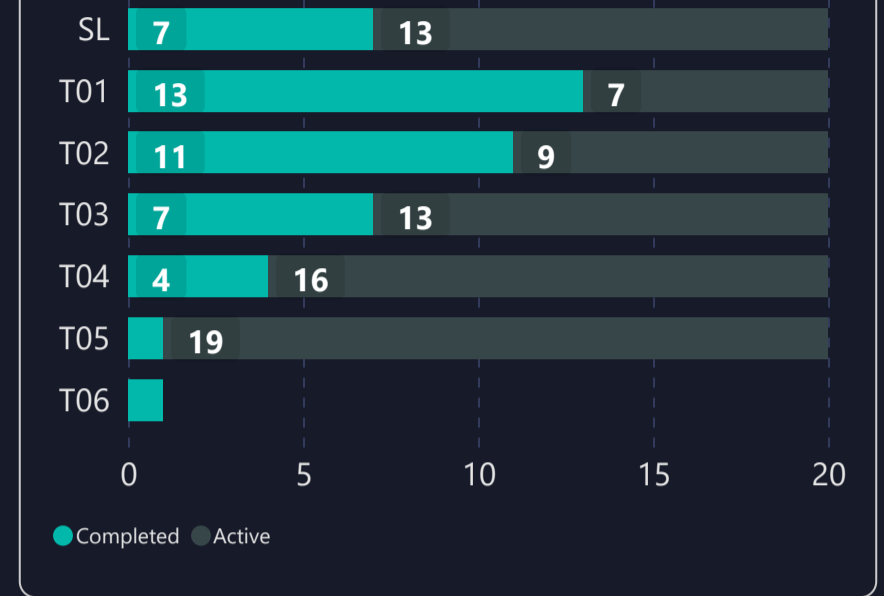
AVERAGE DAYS TO HIT TARGETS



AVERAGE PROFIT PER TARGET



INDIVIDUAL TARGETS STATUS



2) TARGET DURATION vs PROFIT/LOSS SCATTER CHART

Targets ● SL ● T01 ● T02 ● T03 ● T04 ● T05 ● T06

