


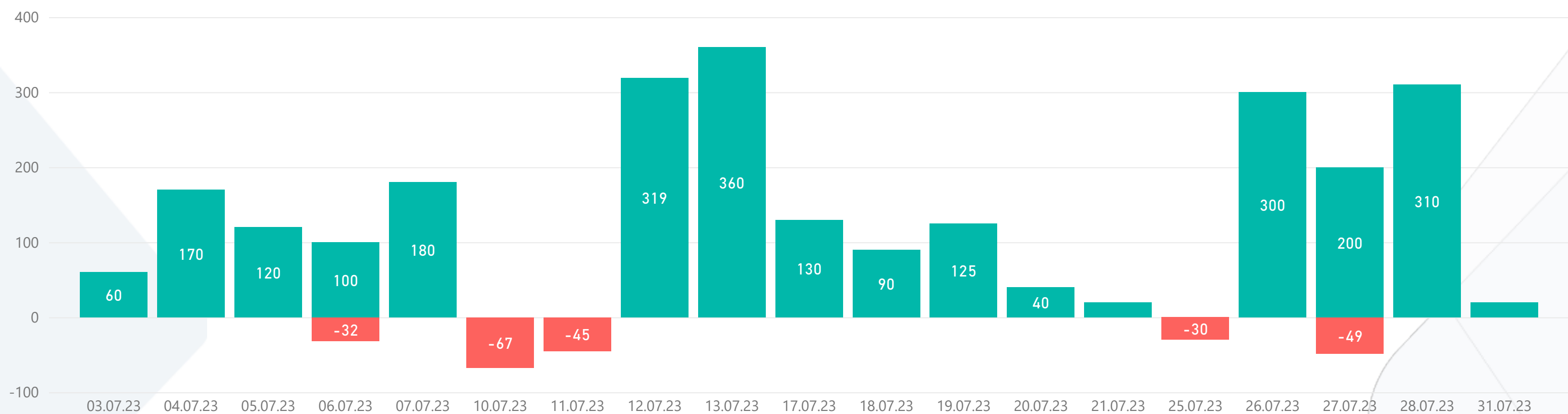
# ALTFX REPORT 2023 JULY

~TOTAL PIPS~  
2321



## 1) WIN & LOSS CHART

Win/Loss ● Loss ● Win



## 2) TOP WIN & LOSS TRADES

Date	Pair	Buy Rate	Sell Rate	+ Pips	Dur. (hours)
13.07.2023	GBP/AUD	1.9360	1.90400	320	41,0
12.07.2023	GBP/JPY	182.392	179.20000	319	40,8
28.07.2023	GBP/JPY	181.300	178.20000	310	59,6
26.07.2023	EUR/JPY	155.540	152.54000	300	1,5
19.07.2023	GBP/JPY	181.200	180.20000	100	12,0

Date	Pair	Buy Rate	Sell Rate	- Pips	Dur. (hours)
10.07.2023	GBP/AUD	1.9180	1.92472	-67	62,0
27.07.2023	EUR/USD	1.1111	1.11	-49	1,6
11.07.2023	GBP/NZD	2.0790	2.08350	-45	1,0
6.07.2023	GBP/AUD	1.9070	1.91020	-32	3,2
25.07.2023	GBP/JPY	180.200	180.50000	-30	113,0

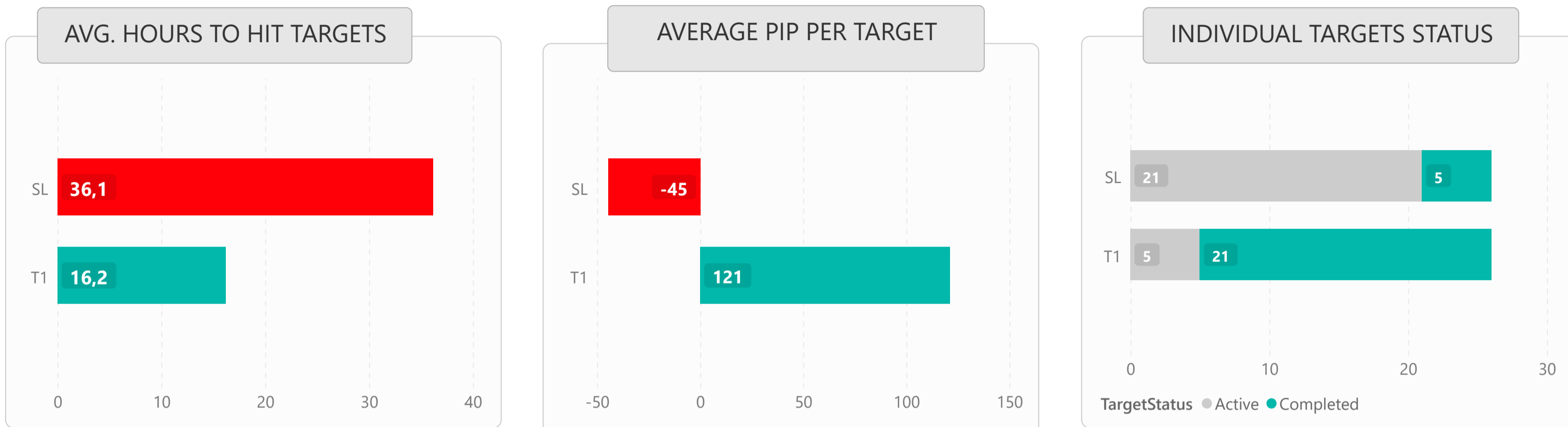


# LIST OF ALL TRADES

Signal Date	Pair	Long/Short	Buy Rate	T1 Rate	T2 Rate	Stoploss Rate	Pips	Dur. (Hours)
3.07.2023	GBP/NZD	Short	2.0660	2.0540		2.0706	120	23,3
3.07.2023	GBP/AUD	Short	1.9060	1.9000		1.9122	60	7,1
4.07.2023	GBP/AUD	Short	1.9072	1.9022		1.9122	50	1,7
5.07.2023	GBP/JPY	Short	183.400	183.200		183.920	20	2,5
5.07.2023	XTI/USD	Long	71.2000	72.2000		69.6000	100	0,5
5.07.2023	GBP/JPY	Short	183.520	182.520		183.920	100	17,5
6.07.2023	GBP/AUD	Short	1.9070	1.9050		1.9102	-32	3,2
6.07.2023	GBP/JPY	Short	183.800	182.000		184.182	180	19,9
7.07.2023	GBP/AUD	Short	1.9180	1.9010		1.9247	-67	62,0
10.07.2023	GBP/JPY	Short	182.392	179.200		182.890	319	40,8
11.07.2023	GBP/NZD	Short	2.0790	2.0302		2.0835	-45	1,0
11.07.2023	GBP/AUD	Short	1.9360	1.9040		1.9424	320	41,0
13.07.2023	GBP/JPY	Short	181.380	180.980		181.960	40	1,2
14.07.2023	GBP/AUD	Long	1.9110	1.9220		1.9083	110	62,3
17.07.2023	EUR/AUD	Short	1.6500	1.6480		1.6548	20	1,1
18.07.2023	GBP/JPY	Short	181.150	180.250		181.712	90	3,4
18.07.2023	GBP/JPY	Short	181.200	180.950		181.712	25	17,9
19.07.2023	GBP/JPY	Short	181.200	180.200		181.712	100	12,0
20.07.2023	CAD/CHF	Long	0.6526	0.6566		0.6477	40	2,6
21.07.2023	GBP/JPY	Short	181.200	181.000		181.722	20	0,7
21.07.2023	GBP/JPY	Short	180.200	178.120		180.500	-30	113,0
25.07.2023	GBP/JPY	Short	181.300	178.200		181.732	310	59,6
26.07.2023	EUR/JPY	Short	155.540	152.540		155.970	300	1,5
27.07.2023	NZD/JPY	Short	87.600	85.600		88.223	200	17,7
27.07.2023	EUR/USD	Long	1.1111	1.1442		1.1062	-49	1,6
31.07.2023	GBP/CHF	Long	1.1189	1.1209		1.1129	20	5,6



# 1) DETAILED STATS OF TARGETS (T1, T2, T3 etc.)



# 2) TARGET DURATION vs PROFIT/LOSS SCATTER CHART

