

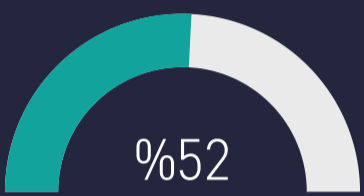


t.me/altsignals

ALTSIGNALS BINANCE FUTURES REPORT 2023 AUGUST

~TOTAL PROFIT~
%577

Success Rate



Completed Trades

31 # of Signals
%577 Total Profit

Win Trades

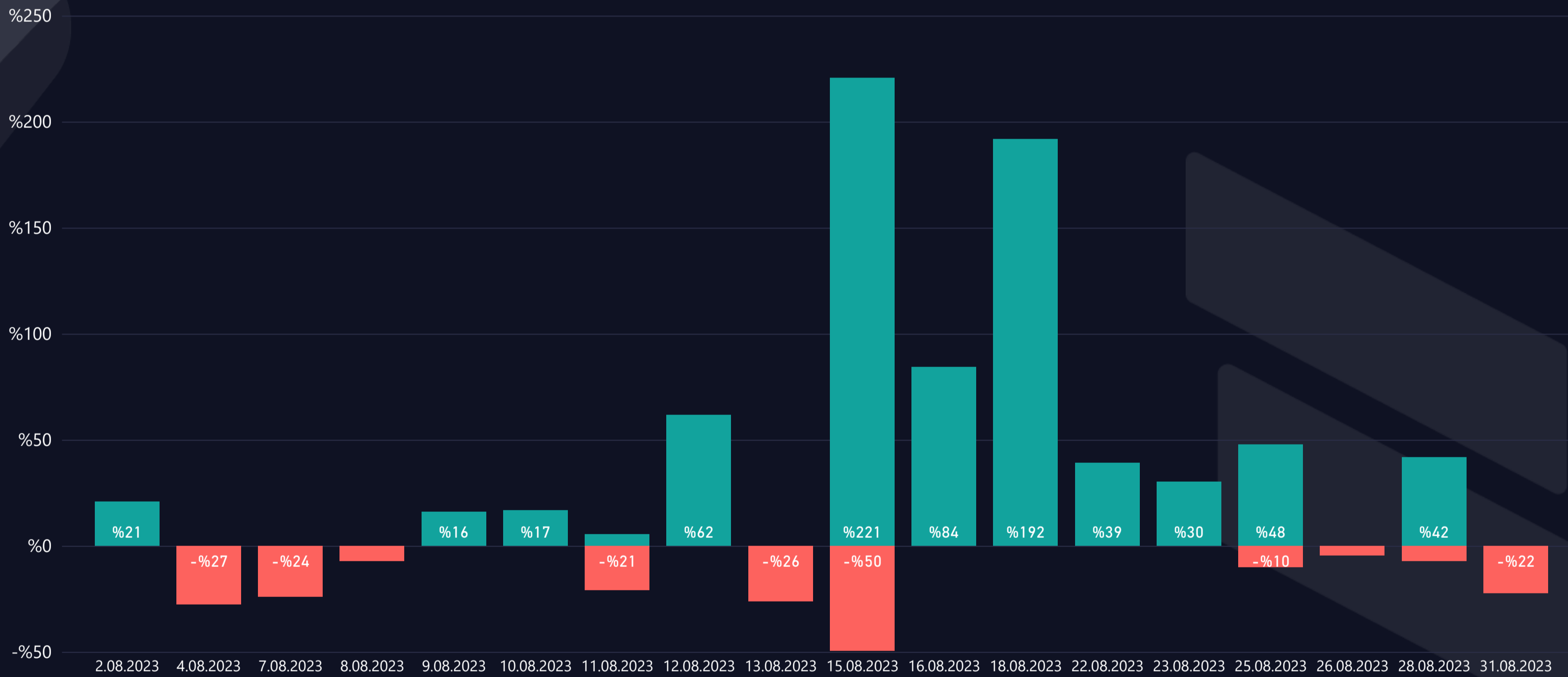
16 # of Trades
%776 Win Profit

Loss Trades

15 # of Trades
-%199 Loss Rate

WIN & LOSS CHART

Win/Loss ● Loss ● Win



TOP WIN & LOSS TRADES

Realization Date	Pair	Final Profit	Duration (hours)	Final Target
15.08.2023	NEAR/USDT	%220,6	314,86	T03
16.08.2023	AAVE/USDT	%74,0	134,02	T03
18.08.2023	SNX/USDT	%65,9	102,89	T04
18.08.2023	CVX/USDT	%64,4	128,48	T03
12.08.2023	APE/USDT	%61,6	55,07	T01

Realization Date	Pair	Total Loss	Duration (hours)
4.08.2023	EGLD/USDT	-%27,5	66,72
15.08.2023	EOS/USDT	-%23,7	74,08
31.08.2023	FTM/USDT	-%22,2	48,40
11.08.2023	EOS/USDT	-%20,9	8,61
13.08.2023	WAVES/USDT	-%19,8	26,95

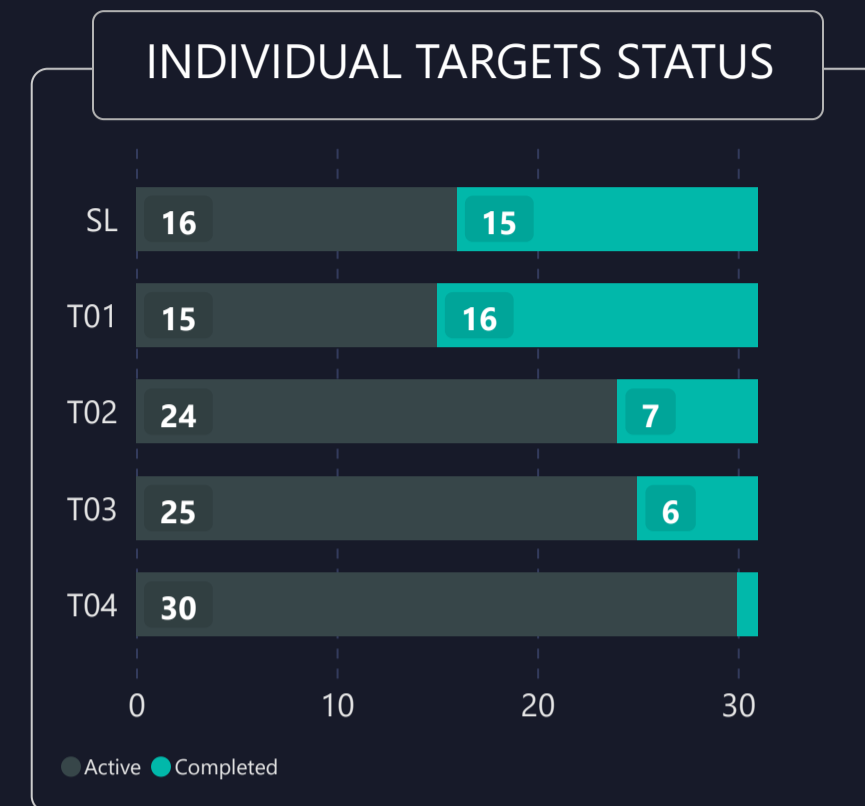
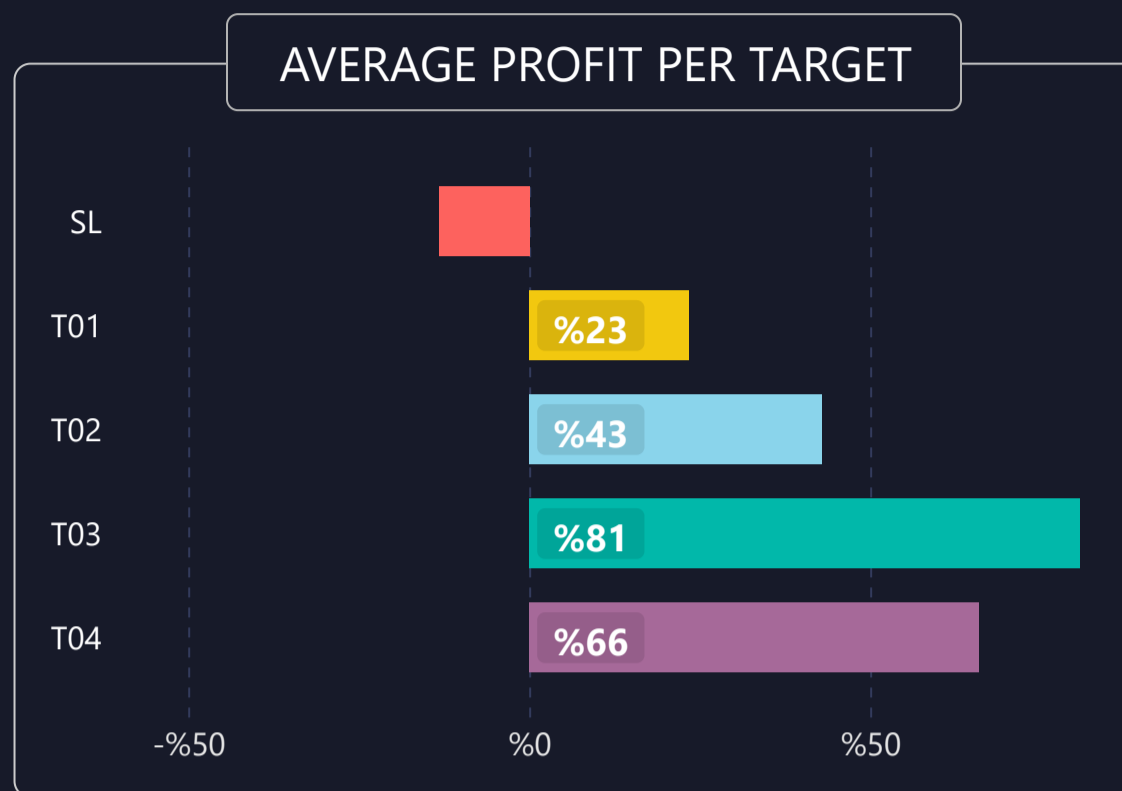
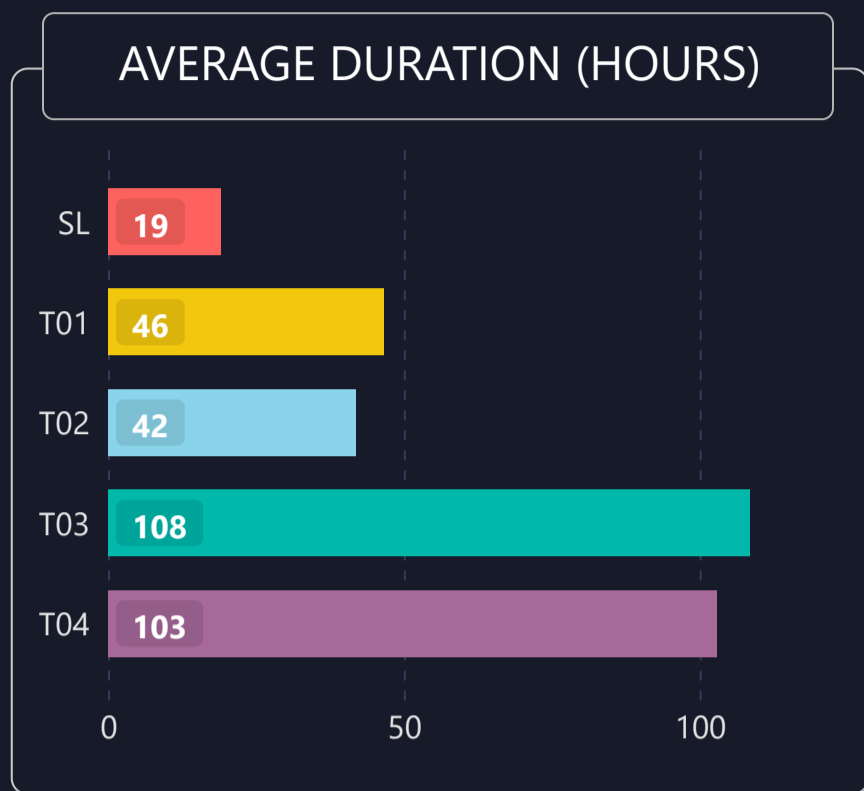


LIST OF ALL TRADES

Signal Date	Pair	Lev.	Buy Rate	Target 1	Target 2	Target 3	Target 4	Stop Loss	Man. Close	Dur. (hours)	Final P/L
1.08.2023	ETH/USDT	10	1848.0000	1866.0000	1900.0000	2000.0000		1806.00000		4,73	%9,7 ▲
1.08.2023	BCH/USDT	10	242.5200	245.2000	256.0000	300.0000		230.00000		5,47	%11,1 ▲
2.08.2023	EGLD/USDT	10	31.6500	32.7000	35.0000	40.0000		30.78000		66,72	-%27,5 ▼
2.08.2023	NEAR/USDT	20	1.4050	1.3910	1.3480	1.2500		1.42700		122,64	%220,6 ▲
7.08.2023	MATIC/USDT	10	0.6723	0.6866	0.7170			0.66150		3,56	-%16,0 ▼
7.08.2023	EGLD/USDT	7	31.0500	32.4500	33.8000			30.70000		1,58	-%7,9 ▼
7.08.2023	AAVE/USDT	5	64.0000	62.6700	61.5900	59.4500	58.1900	64.91000		5,16	-%7,1 ▼
8.08.2023	ARB/USDT	5	1.1580	1.1951	1.2231			1.14390		23,15	%16,0 ▲
8.08.2023	LDO/USDT	5	1.8550	1.9170	1.9535	2.0214	2.1160	1.82150		36,04	%16,7 ▲
10.08.2023	SFP/USDT	5	0.4388	0.4478	0.4801	0.5263	0.5677	0.42270		149,00	%10,3 ▲
10.08.2023	BNB/USDT	7	241.6937	220.5000	201.0000	183.8000		250.50000		182,48	%61,4 ▲
10.08.2023	APE/USDT	5	1.8110	2.0340	2.2580	2.4550		1.74300		55,07	%61,6 ▲
11.08.2023	EOS/USDT	20	0.7175	0.7400	0.7640	0.7810		0.71000		8,61	-%20,9 ▼
11.08.2023	BTC/USDT	25	29407.5000	29472.0000	29622.0000	29720.0000		29370.00000		2,23	%5,5 ▲
11.08.2023	AAVE/USDT	7	66.5262	62.9900	61.5600	59.4900		68.43000		117,46	%74,0 ▲
12.08.2023	EOS/USDT	20	0.7185	0.7400	0.7640	0.7810		0.71000		74,08	-%23,7 ▼
12.08.2023	WAVES/USDT	7	1.9650	2.1170	2.2431	2.3397		1.90930		26,95	-%19,8 ▼
12.08.2023	SOL/USDT	10	24.7700	25.6070	26.4680			24.61500		17,24	-%6,3 ▼
12.08.2023	CVX/USDT	5	3.1967	3.0480	2.9020	2.7850		3.27800		95,29	%64,4 ▲
13.08.2023	SNX/USDT	5	2.5200	2.4420	2.3720	2.2800	2.1880	2.57000		61,80	%65,9 ▲
15.08.2023	CFX/USDT	5	0.1828	0.2126	0.2494	0.2783		0.17690		13,92	-%16,0 ▼
15.08.2023	COMP/USDT	7	55.4000	57.3100	58.2500	59.5000	61.5500	54.62000		7,96	-%9,9 ▼
21.08.2023	XLM/USDT	5	0.1310	0.1207	0.1117	0.1038		0.13438		40,65	%39,1 ▲
22.08.2023	BTC/USDT	15	25921.7742	25793.0000	25608.0000	25401.0000	25080.0000	26057.70000		4,01	%30,1 ▲
24.08.2023	SOL/USDT	10	21.5781	21.3340	20.8890	20.5470		21.77200		6,66	%47,8 ▲
25.08.2023	SOL/USDT	10	20.5051	20.8730	21.0650	21.2980		20.40100		0,31	-%5,1 ▼
25.08.2023	SOL/USDT	7	20.4100	20.8730	21.0650	21.2980		20.26800		0,39	-%4,9 ▼
26.08.2023	VET/USDT	10	0.0160	0.0159	0.0157	0.0156	0.0154	0.01605		1,66	-%4,4 ▼
27.08.2023	APE/USDT	5	1.4250	1.4760	1.5040	1.5350	1.5790	1.40500		8,06	-%7,0 ▼
28.08.2023	APE/USDT	8	1.4198	1.4680	1.4940	1.5280	1.5630	1.40500		2,97	%41,8 ▲
29.08.2023	FTM/USDT	5	0.2180	0.2402	0.2846	0.3311	0.3878	0.20830		48,40	-%22,2 ▼



1) DETAILED STATS OF TARGETS (T1, T2, T3 etc.)



2) TARGET DURATION vs PROFIT/LOSS SCATTER CHART

Targets ● SL ● T01 ● T02 ● T03 ● T04

