

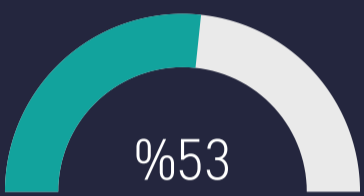


t.me/altsignals

ALTSIGNALS BINANCE SPOT VIP REPORT 2023 AUGUST



Success Rate



Completed Trades

15 # of Signals
%21 Total Profit

Win Trades

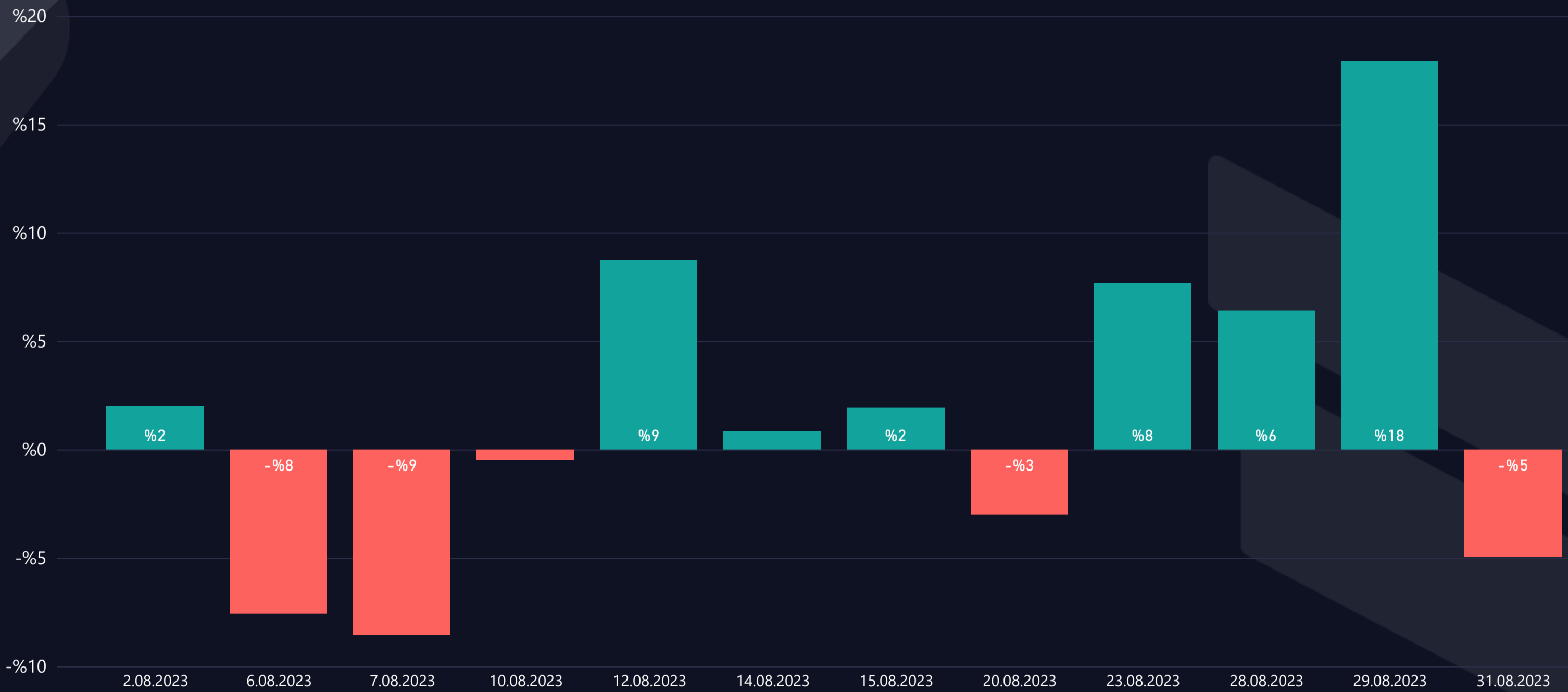
8 # of Trades
%45 Win Profit

Loss Trades

7 # of Trades
-%25 Loss Rate

WIN & LOSS CHART

Win/Loss ● Loss ● Win



TOP WIN & LOSS TRADES

Realization Date	Pair	Final Profit	Duration (days)	Final Target
29.08.2023	ATA/USDT	%17,9	6,44	T04
12.08.2023	STMX/USDT	%8,7	6,46	T01
28.08.2023	PROM/USDT	%6,4	2,32	T04
23.08.2023	LEVER/USDT	%4,3	0,49	T01
23.08.2023	ALPINE/USDT	%3,3	0,17	T01

Realization Date	Pair	Total Loss	Duration (days)
6.08.2023	GTC/USDT	-%7,6	0,14
7.08.2023	AGLD/USDT	-%4,9	0,15
7.08.2023	BICO/USDT	-%3,7	0,41
31.08.2023	CRV/USDT	-%3,2	3,25
20.08.2023	BAKE/USDT	-%3,0	0,60



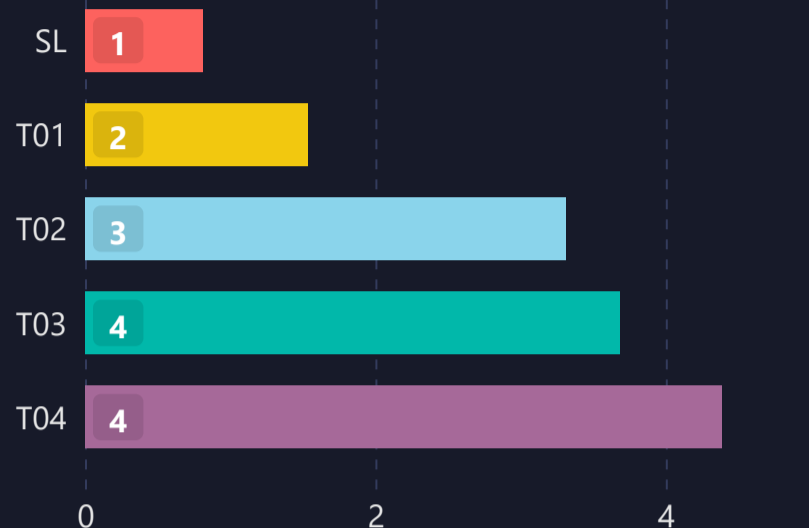
LIST OF ALL TRADES

Signal Date	Pair	Lev.	Buy Rate	Target 1	Target 2	Target 3	Target 4	Target 5	Stop Loss	Man. Close	Dur. (Days)	Final P/L
1.08.2023	BOND/USDT	1	2.9730	3.0320	3.0900	3.1850	3.3100		2.84500		0,30	%2,0 ▲
5.08.2023	STMX/USDT	1	0.0068	0.0073	0.0077	0.0083	0.0089		0.00619		6,46	%8,7 ▲
6.08.2023	GTC/USDT	1	1.3100	1.4300	1.5100	1.5800	1.7300		1.21100		0,14	-%7,6 ▼
7.08.2023	BICO/USDT	1	0.2377	0.2577	0.2727	0.2927	0.3027		0.22900		0,41	-%3,7 ▼
7.08.2023	AGLD/USDT	1	0.6635	0.6860	0.7112	0.7305	0.7600		0.63100		0,15	-%4,9 ▼
9.08.2023	STX/USDT	1	0.5866	0.6000	0.6080	0.6190	0.6370		0.58390		0,77	-%0,5 ▼
14.08.2023	WIN/USDT	1	0.0001	0.0001	0.0001	0.0001	0.0001		0.00007		1,14	%1,9 ▲
14.08.2023	KAVA/USDT	1	0.8330	0.8400	0.8500	0.8700	0.8900		0.80280		0,31	%0,8 ▲
19.08.2023	BAKE/USDT	1	0.1005	0.1040	0.1070	0.1114	0.1180		0.09750		0,60	-%3,0 ▼
23.08.2023	LEVER/USDT	1	0.0014	0.0014	0.0015	0.0017	0.0019		0.00120		0,49	%4,3 ▲
23.08.2023	ATA/USDT	1	0.0704	0.0730	0.0760	0.0800	0.0830		0.06300		4,74	%17,9 ▲
23.08.2023	ALPINE/USDT	1	2.0520	2.1200	2.1500	2.2000	2.2600		1.96400		0,17	%3,3 ▲
26.08.2023	PROM/USDT	1	3.9760	4.0840	4.1330	4.1820	4.2310		3.80600		1,80	%6,4 ▲
28.08.2023	CRV/USDT	1	0.4650	0.5000	0.5250	0.5500	0.6000		0.45010		3,25	-%3,2 ▼
31.08.2023	POLYX/USDT	1	0.1093	0.1138	0.1170	0.1198	0.1250		0.10740		0,33	-%1,7 ▼

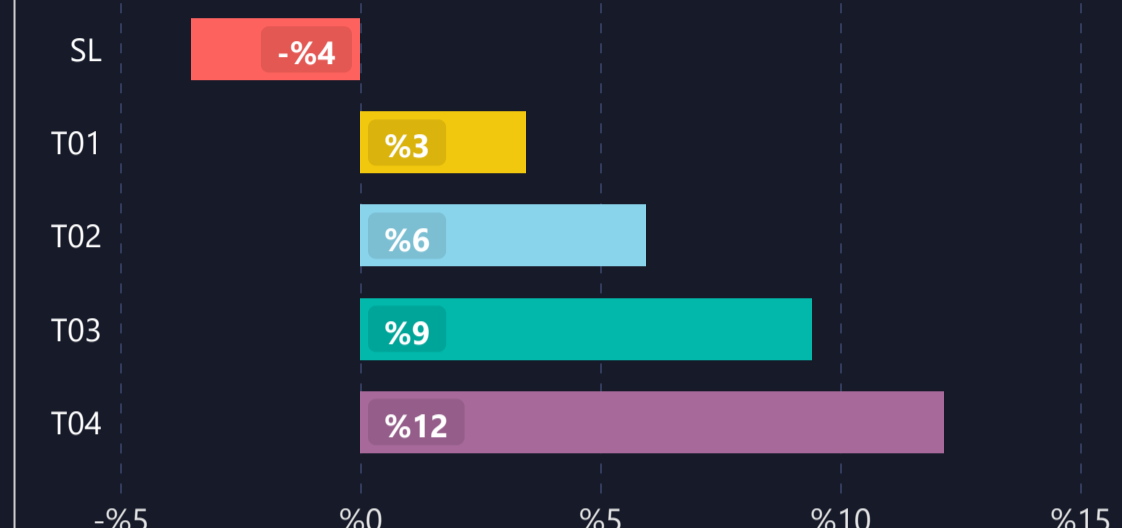


1) DETAILED STATS OF TARGETS (T1, T2, T3 etc.)


AVERAGE DAYS TO HIT TARGETS



AVERAGE PROFIT PER TARGET



INDIVIDUAL TARGETS STATUS



2) TARGET DURATION vs PROFIT/LOSS SCATTER CHART

Targets ● SL ● T01 ● T02 ● T03 ● T04

