




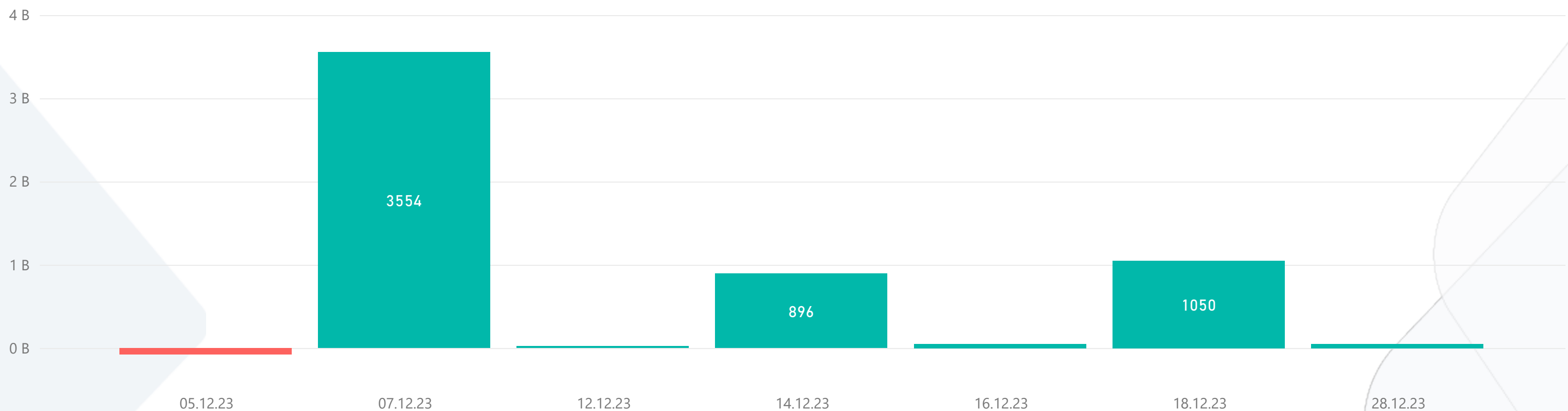
ALTFX REPORT 2023 DECEMBER

~TOTAL PIPS~
5544



1) WIN & LOSS CHART

Win/Loss ● Loss ● Win



2) TOP WIN & LOSS TRADES

Date	Pair	Buy Rate	Sell Rate	+ Pips	Dur. (hours)
7.12.2023	GBP/JPY	187.400	180.02000	738	221,6
7.12.2023	EUR/JPY	161.100	154.32000	678	148,1
7.12.2023	GBP/JPY	187.820	181.52000	630	530,0
7.12.2023	CHF/JPY	168.200	162.02000	618	52,5
18.12.2023	XTI/USD	68.6000	74.60	600	124,3

Date	Pair	Buy Rate	Sell Rate	- Pips	Dur. (hours)
5.12.2023	CHF/JPY	167.960	168.72200	-76	7,7

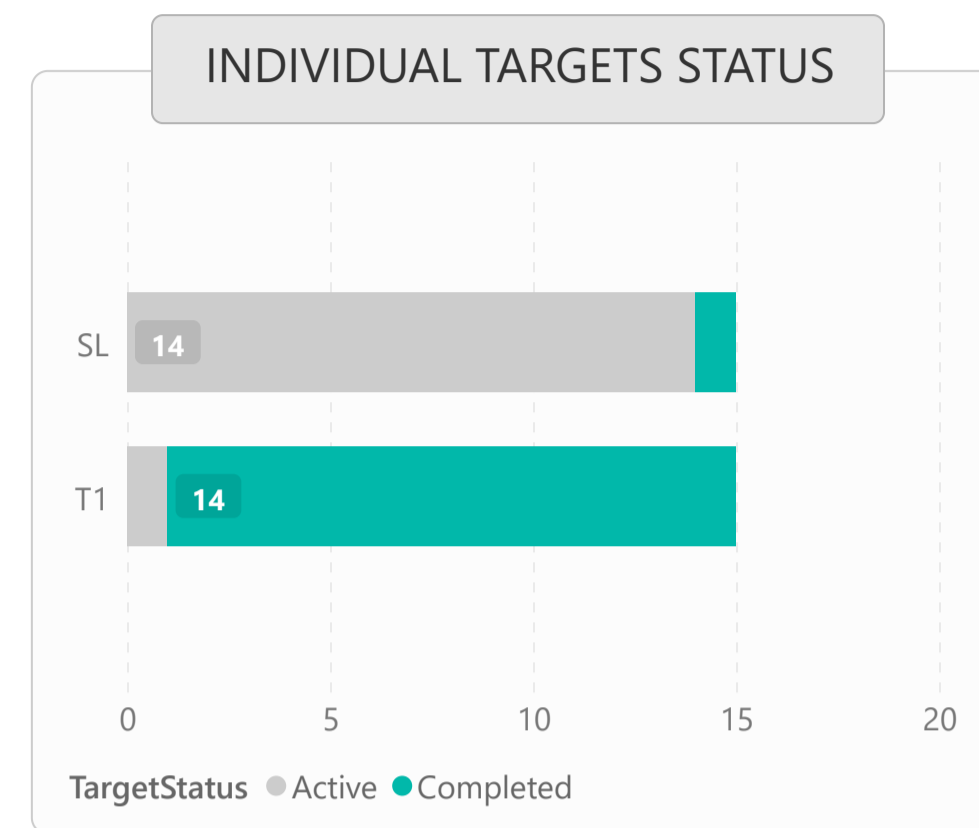
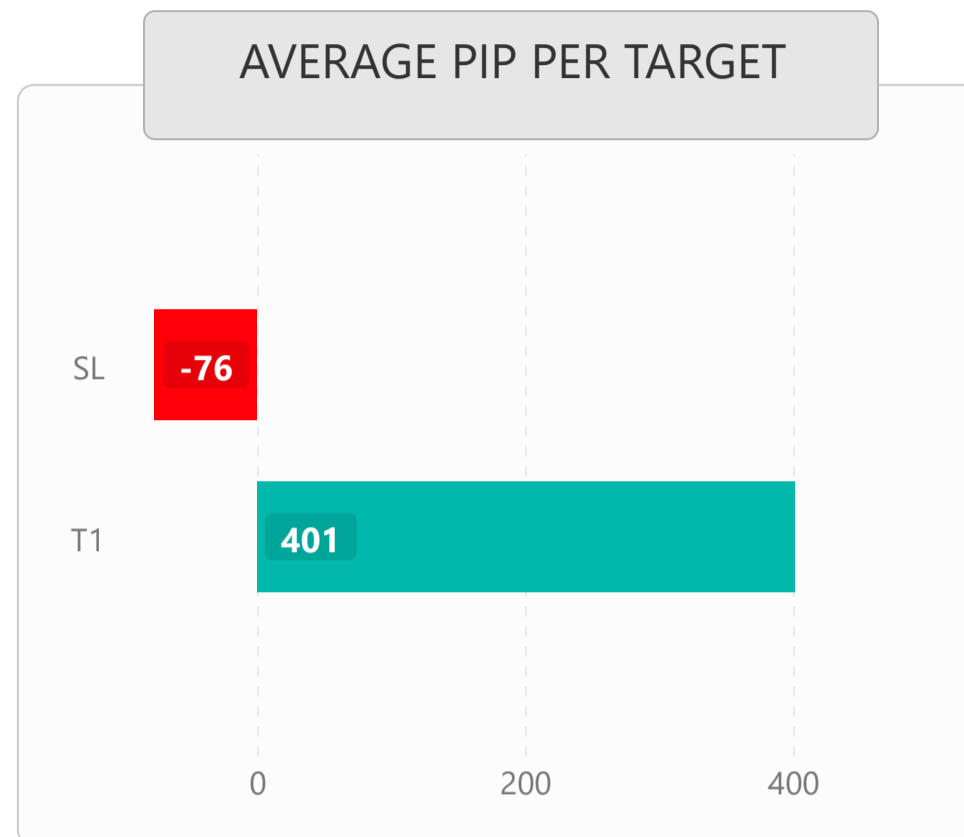
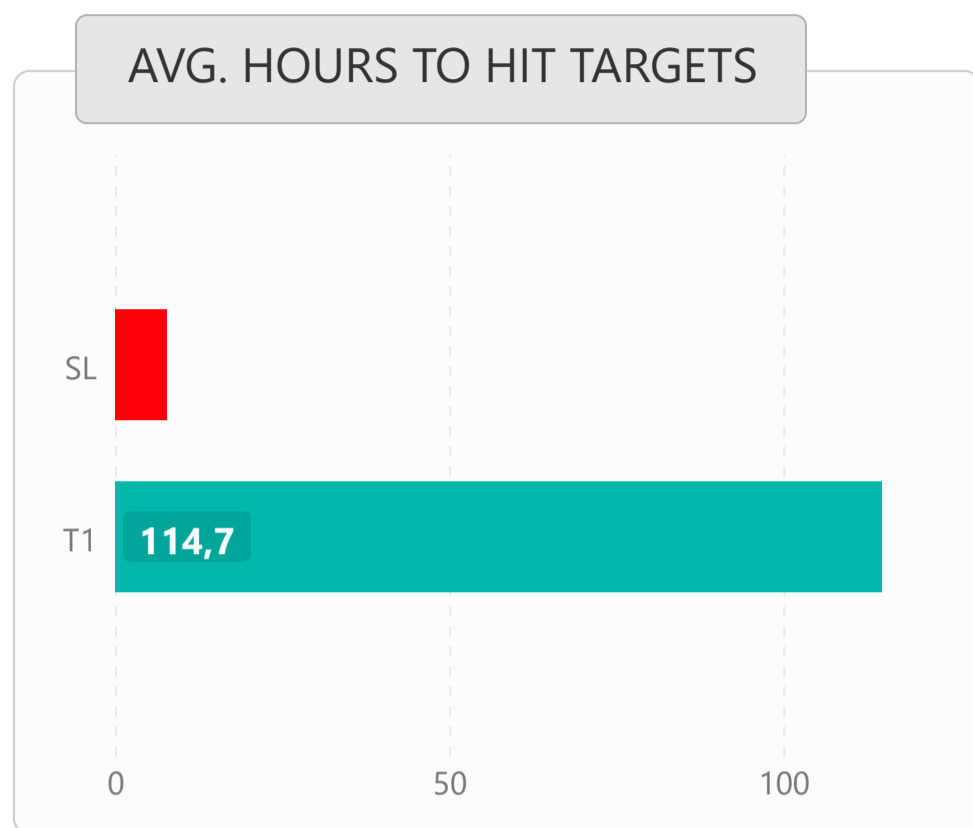


LIST OF ALL TRADES

Signal Date	Pair	Long/Short	Buy Rate	T1 Rate	T2 Rate	Stoploss Rate	Pips	Dur. (Hours)
15.11.2023	GBP/JPY	Short	187.820	181.520		188.492	630	530,0
28.11.2023	GBP/JPY	Short	187.400	180.020		188.020	738	221,6
1.12.2023	EUR/JPY	Short	161.100	154.320		161.692	678	148,1
1.12.2023	GBP/JPY	Short	186.900	182.000		187.658	490	139,3
4.12.2023	CHF/JPY	Short	167.960	162.020		168.722	-76	7,7
5.12.2023	GBP/JPY	Short	185.480	181.480		185.988	400	55,0
5.12.2023	CHF/JPY	Short	168.200	162.020		168.892	618	52,5
8.12.2023	XTI/USD	Long	70.5000	72.5000		68.3000	200	146,0
12.12.2023	GBP/JPY	Short	183.660	180.000		184.292	366	34,8
12.12.2023	GBP/JPY	Short	182.660	182.460		183.292	20	0,2
13.12.2023	GBP/JPY	Short	182.620	179.320		183.292	330	12,8
13.12.2023	XTI/USD	Long	68.6000	74.6000		66.2000	600	124,3
14.12.2023	CAD/CHF	Long	0.6460	0.6510		0.6412	50	37,1
14.12.2023	XTI/USD	Long	69.9000	74.4000		67.6200	450	102,7
28.12.2023	GBP/JPY	Short	180.400	179.900		180.988	50	1,7



1) DETAILED STATS OF TARGETS (T1, T2, T3 etc.)



2) TARGET DURATION vs PROFIT/LOSS SCATTER CHART

