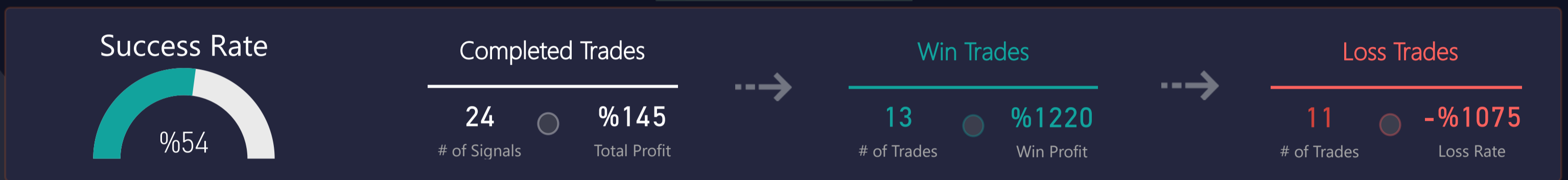


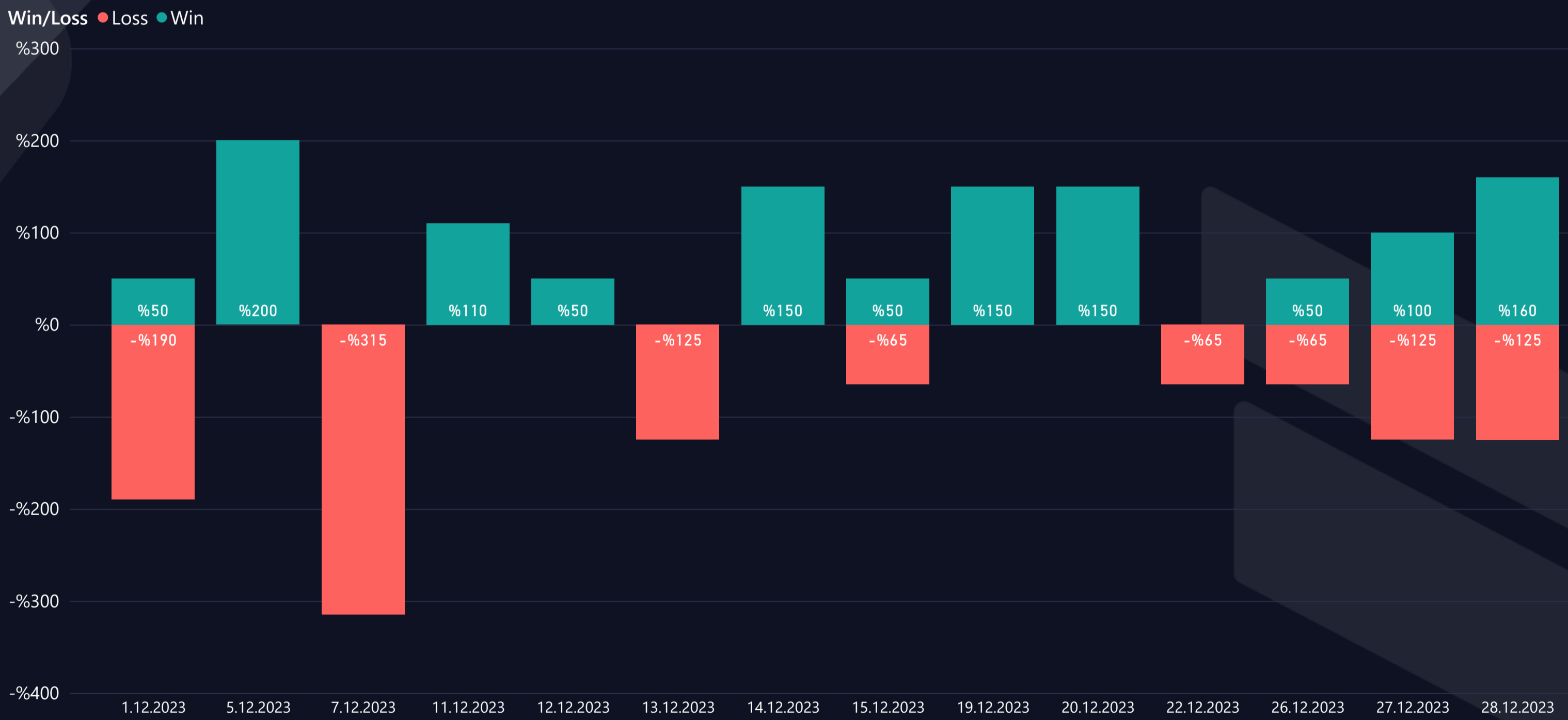


t.me/altsignals

ALTSIGNALS BINANCE HIG LEV. VIP REPORT 2023 DECEMBER



WIN & LOSS CHART



TOP WIN & LOSS TRADES

Realization Date	Pair	Final Profit	Duration (hours)	Final Target
5.12.2023	BTC/USDT	%150,0	1,81	T03
19.12.2023	BTC/USDT	%150,0	9,51	T03
20.12.2023	BTC/USDT	%150,0	9,48	T03
14.12.2023	BTC/USDT	%150,0	6,74	T03
11.12.2023	ETH/USDT	%110,0	3,91	T01

Realization Date	Pair	Total Loss	Duration (hours)
1.12.2023	ETH/USDT	-%125,0	10,78
7.12.2023	ETH/USDT	-%125,0	6,09
28.12.2023	ETH/USDT	-%125,0	2,72
7.12.2023	ETH/USDT	-%125,0	5,62
13.12.2023	ETH/USDT	-%125,0	17,06

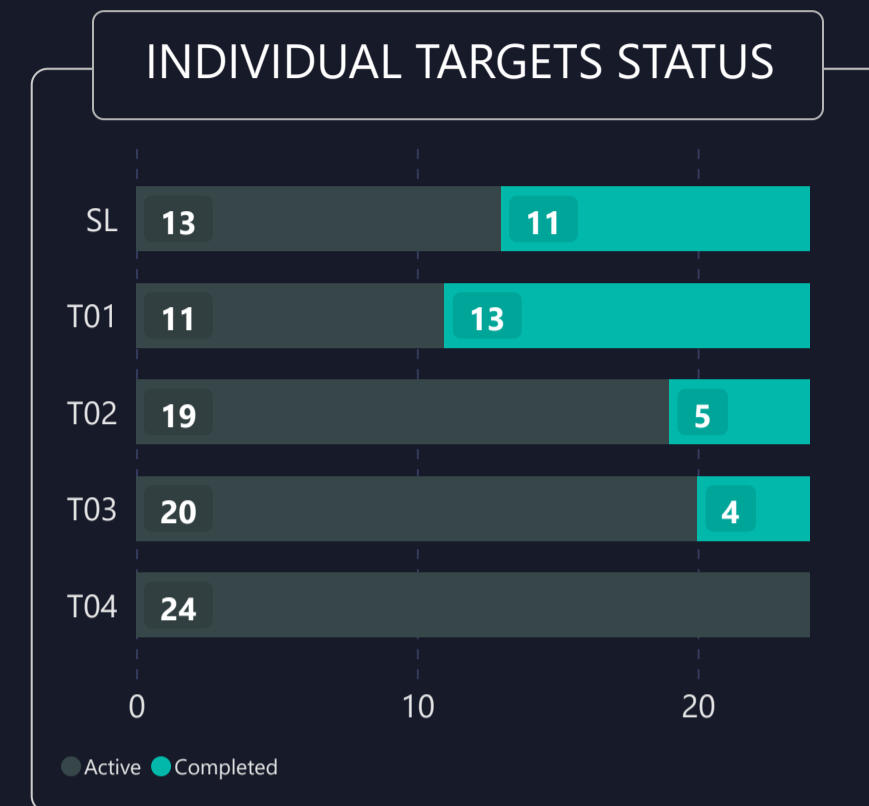
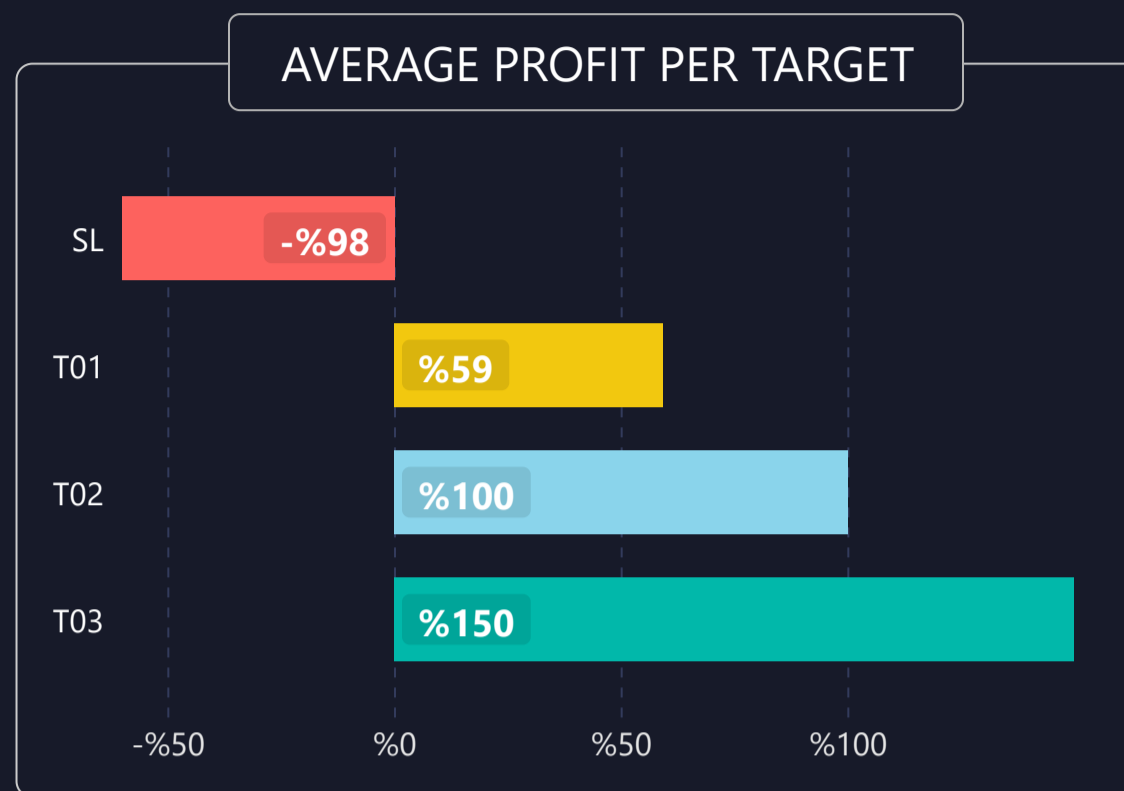
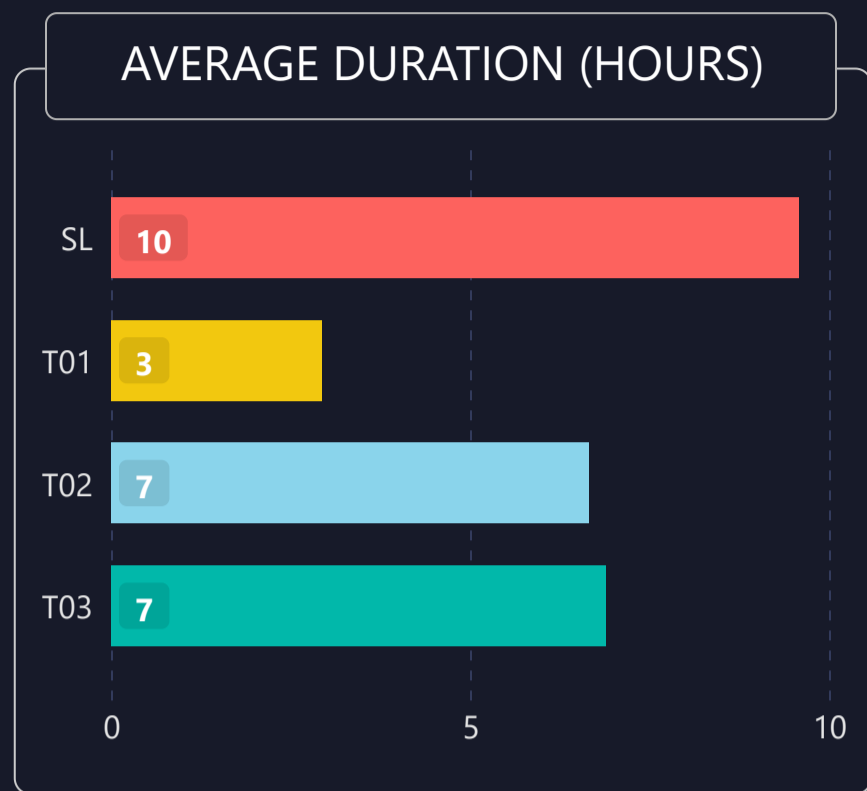


LIST OF ALL TRADES

Signal Date	Pair	Lev.	Buy Rate	Target 1	Target 2	Target 3	Stop Loss	Man. Close	Dur. (hours)	Final P/L
30.11.2023	ETH/USDT	50	2027.0100	1982.4200	1937.8200		2077.69000		10,78	-%125,0 ▼
30.11.2023	BTC/USDT	50	37597.5000	37221.5000	36845.6000	36469.6000	38086.30000		11,73	-%65,0 ▼
1.12.2023	BTC/USDT	50	38297.0000	38680.0000	39062.9000	39445.9000	37799.10000		2,14	%50,0 ▲
4.12.2023	BTC/USDT	50	42001.0000	42421.0000	42841.0000	43261.0000	41455.00000		2,22	%50,0 ▲
5.12.2023	BTC/USDT	50	42372.3000	42796.0000	43219.7000	43643.5000	41821.50000		1,46	%150,0 ▲
6.12.2023	ETH/USDT	50	2283.1800	2333.4100	2383.6400		2226.10000		5,62	-%125,0 ▼
7.12.2023	ETH/USDT	50	2238.2700	2189.0300	2139.7900		2294.23000		6,09	-%125,0 ▼
7.12.2023	BTC/USDT	50	43860.5000	44299.1000	44737.7000	45176.3000	43290.30000		2,23	-%65,0 ▼
11.12.2023	ETH/USDT	50	2223.4300	2174.5100	2125.6000		2279.02000		3,91	%110,0 ▲
12.12.2023	BTC/USDT	50	41210.1000	40798.0000	40385.9000	39973.8000	41745.80000		1,12	%50,0 ▲
13.12.2023	ETH/USDT	50	2175.6400	2127.7800	2079.9100		2230.03000		17,06	-%125,0 ▼
13.12.2023	BTC/USDT	50	41824.8000	42243.0000	42661.3000	43079.5000	41281.10000		4,07	%150,0 ▲
14.12.2023	BTC/USDT	50	43283.2000	43716.0000	44148.9000	44581.7000	42720.50000		9,61	-%65,0 ▼
15.12.2023	BTC/USDT	50	42321.8000	41898.6000	41475.4000	41052.1000	42872.00000		1,90	%50,0 ▲
18.12.2023	BTC/USDT	50	41680.1000	42096.9000	42513.7000	42930.5000	41138.30000		7,46	%150,0 ▲
20.12.2023	BTC/USDT	50	42841.0000	43269.4000	43697.8000	44126.2000	42284.10000		8,86	%150,0 ▲
22.12.2023	BTC/USDT	50	44242.8000	44685.2000	45127.7000	45570.1000	43667.60000		6,19	-%65,0 ▼
25.12.2023	BTC/USDT	50	43756.7000	44194.3000	44631.8000	45069.4000	43187.90000		15,03	-%65,0 ▼
26.12.2023	ETH/USDT	50	2224.9900	2176.0400	2127.0900		2280.61000		18,27	-%125,0 ▼
26.12.2023	BTC/USDT	50	42793.1000	42365.2000	41937.2000	41509.3000	43349.40000		4,09	%50,0 ▲
27.12.2023	BTC/USDT	50	42753.6000	43181.1000	43608.7000	44036.2000	42197.80000		6,78	%100,0 ▲
28.12.2023	ETH/USDT	50	2406.3100	2459.2500	2512.1900		2346.15000		2,72	-%125,0 ▼
28.12.2023	BTC/USDT	50	42827.4000	42399.1000	41970.9000	41542.6000	43384.20000		3,03	%50,0 ▲
28.12.2023	ETH/USDT	50	2386.4700	2438.9700	2491.4700		2326.81000		1,32	%110,0 ▲



1) DETAILED STATS OF TARGETS (T1, T2, T3 etc.)



2) TARGET DURATION vs PROFIT/LOSS SCATTER CHART

Targets ● SL ● T01 ● T02 ● T03

