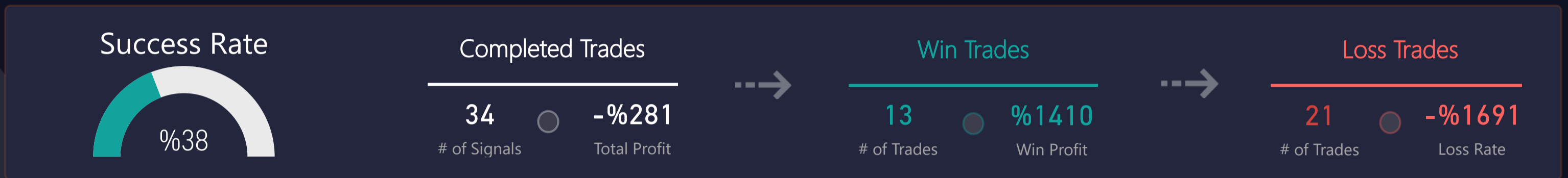




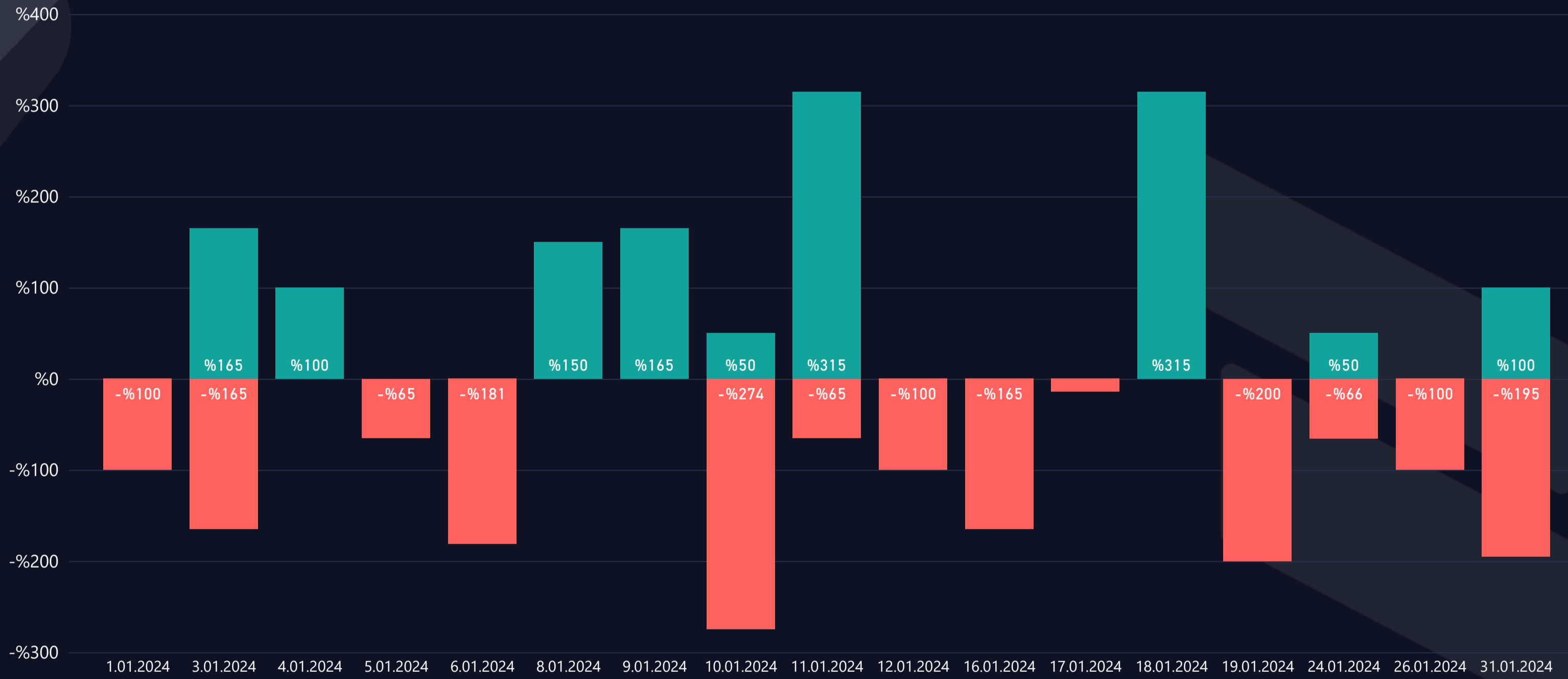
t.me/altsignals

ALTSIGNALS BINANCE HIG LEV. VIP REPORT 2024 JANUARY



WIN & LOSS CHART

Win/Loss ● Loss ● Win



TOP WIN & LOSS TRADES

Realization Date	Pair	Final Profit	Duration (hours)	Final Target
11.01.2024	ETH/USDT	%165,0	5,98	T02
18.01.2024	ETH/USDT	%165,0	33,46	T02
3.01.2024	ETH/USDT	%165,0	24,19	T02
9.01.2024	ETH/USDT	%165,0	12,22	T02
18.01.2024	BTC/USDT	%150,0	3,29	T03

Realization Date	Pair	Total Loss	Duration (hours)
19.01.2024	ETH/USDT	-%100,0	6,20
10.01.2024	ETH/USDT	-%100,0	2,69
16.01.2024	ETH/USDT	-%100,0	0,61
10.01.2024	ETH/USDT	-%100,0	0,04
26.01.2024	ETH/USDT	-%100,0	38,74


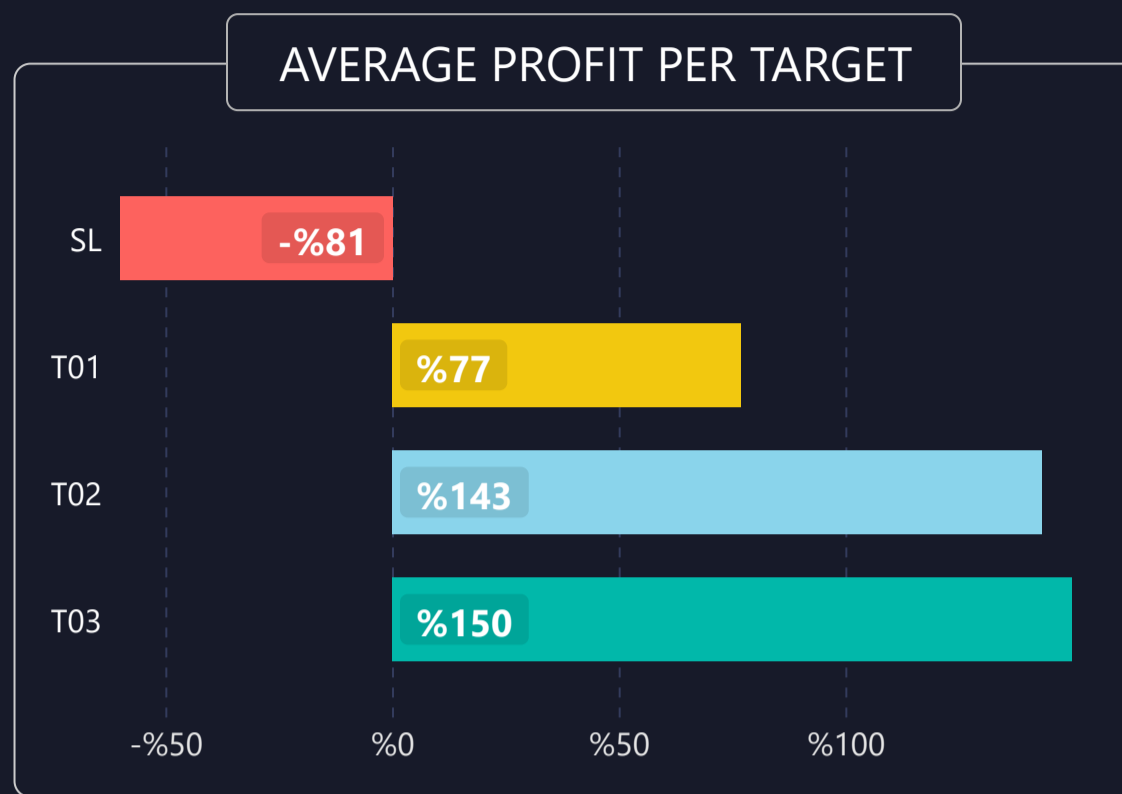
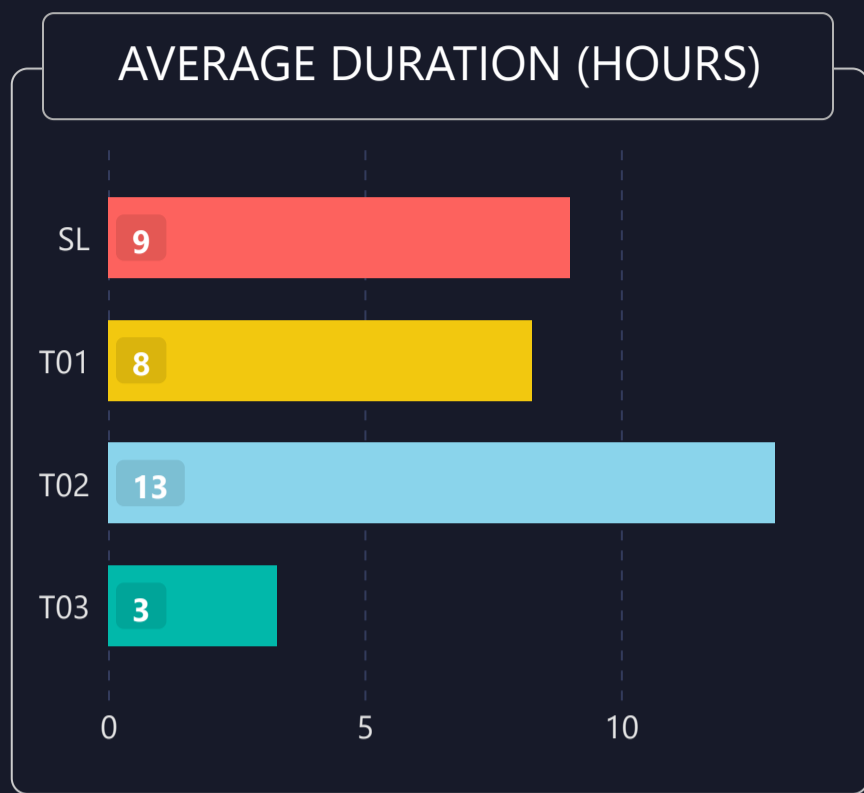


LIST OF ALL TRADES

Signal Date	Pair	Lev.	Buy Rate	Target 1	Target 2	Target 3	Stop Loss	Man. Close	Dur. (hours)	Final P/L
30.12.2023	ETH/USDT	50	2314.4100	2360.7000	2390.7900		2268.12000		30,91	-%100,0 ▼
2.01.2024	ETH/USDT	50	2385.1100	2337.4100	2306.4000		2432.81000		16,76	%165,0 ▲
3.01.2024	ETH/USDT	50	2197.4600	2153.5100	2124.9400		2241.41000		1,54	-%100,0 ▼
3.01.2024	BTC/USDT	50	42267.6000	41844.9000	41422.2000	40999.6000	42817.10000		0,58	-%65,0 ▼
4.01.2024	ETH/USDT	50	2241.5000	2286.3300	2315.4700		2196.67000		9,80	%100,0 ▲
5.01.2024	ETH/USDT	50	2238.6600	2193.8900	2164.7800		2275.01000		21,25	-%81,2 ▼
5.01.2024	BTC/USDT	50	43173.4000	42741.7000	42309.9000	41878.2000	43734.70000		0,19	-%65,0 ▼
6.01.2024	ETH/USDT	50	2275.0100	2320.5100	2350.0900		2229.51000		6,94	-%100,0 ▼
6.01.2024	ETH/USDT	50	2227.6600	2183.1100	2154.1500		2272.21000		42,11	%100,0 ▲
8.01.2024	BTC/USDT	50	44397.4000	44841.4000	45285.3000	45729.3000	43820.20000		0,19	%50,0 ▲
9.01.2024	ETH/USDT	50	2306.3700	2260.2400	2230.2600		2352.50000		12,22	%165,0 ▲
10.01.2024	ETH/USDT	50	2380.3000	2332.6900	2301.7500		2427.91000		2,69	-%100,0 ▼
10.01.2024	ETH/USDT	50	2298.8900	2344.8700	2374.7500		2252.91000		0,04	-%100,0 ▼
10.01.2024	ETH/USDT	50	2416.2400	2464.5600	2495.9800		2380.30000		3,00	-%74,4 ▼
10.01.2024	BTC/USDT	50	45899.5000	45440.5000	44981.5000	44522.5000	46496.20000		0,43	%50,0 ▲
10.01.2024	ETH/USDT	50	2440.4700	2489.2800	2521.0100		2391.66000		5,77	%165,0 ▲
11.01.2024	ETH/USDT	50	2618.4700	2566.1000	2532.0600		2670.84000		20,47	-%100,0 ▼
11.01.2024	BTC/USDT	50	45278.0000	44825.2000	44372.4000	43919.7000	45866.60000		0,31	-%65,0 ▼
11.01.2024	BTC/USDT	50	46870.4000	47339.1000	47807.8000	48276.5000	46261.10000		1,67	%50,0 ▲
11.01.2024	BTC/USDT	50	46409.3000	46873.4000	47337.5000	47801.6000	45806.00000		0,49	%100,0 ▲
15.01.2024	BTC/USDT	50	43171.9000	43603.6000	44035.3000	44467.1000	42610.70000		3,69	-%65,0 ▼
16.01.2024	ETH/USDT	50	2501.8300	2451.7900	2419.2700		2551.87000		0,61	-%100,0 ▼
16.01.2024	ETH/USDT	50	2563.5100	2614.7800	2648.1100		2556.27000		16,25	-%14,1 ▼
17.01.2024	ETH/USDT	50	2556.2700	2505.1400	2471.9100		2607.40000		24,07	%165,0 ▲
18.01.2024	BTC/USDT	50	42221.0000	41798.8000	41376.6000	40954.4000	42769.90000		1,67	%150,0 ▲
19.01.2024	ETH/USDT	50	2489.2800	2539.0700	2571.4300		2439.49000		6,20	-%100,0 ▼
19.01.2024	ETH/USDT	50	2443.6200	2394.7500	2362.9800		2492.49000		2,14	-%100,0 ▼
24.01.2024	ETH/USDT	50	2206.4100	2162.2800	2133.6000		2250.54000		38,74	-%100,0 ▼
24.01.2024	ETH/USDT	50	2235.7600	2280.4800	2309.5400		2206.41000		21,50	-%65,6 ▼
24.01.2024	BTC/USDT	50	39797.2000	40195.2000	40593.1000	40991.1000	39279.80000		1,37	%50,0 ▲
31.01.2024	ETH/USDT	50	2329.2900	2375.8800	2406.1600		2298.88000		4,50	-%65,3 ▼
31.01.2024	BTC/USDT	50	43500.3000	43935.3000	44370.3000	44805.3000	42934.80000		2,76	-%65,0 ▼
31.01.2024	BTC/USDT	50	42540.7000	42115.3000	41689.9000	41264.5000	43093.70000		4,71	-%65,0 ▼
31.01.2024	ETH/USDT	50	2332.2100	2285.5700	2255.2500		2378.85000		9,34	%100,0 ▲



1) DETAILED STATS OF TARGETS (T1, T2, T3 etc.)



2) TARGET DURATION vs PROFIT/LOSS SCATTER CHART

Targets ● SL ● T01 ● T02 ● T03

